DRAWING NO. 6X14WXH86XE170 REV. D

REVISIONS							
REV.	DESCRIPTION	ECO No.	DATE	REF. ZONE	REV'D	CHKD	APPV'L
A	REVISIONE 1		17-11-09		D.Q.	R.B.	B.C.
B	REVISIONE 2		30-6-10		D.Q.	R.B.	B.C.
C	REVISIONE 3		6-10-10		D.Q.	R.B.	B.C.
D	REVISIONE 4		16-11-10		R.N	R.B.	B.C.

LEGENDA STRUMENTI

IN1	SENSORE DI ROTAZIONE VELOCITÀ	XLACYOCS101
IN2	TRASMETTITORE DI TEMPERATURA	XLACYOCT311/312/321/322/331
IN3	TRASDUTTORE DI VIBRAZIONI	XLACYOCY001/002/003/004/005

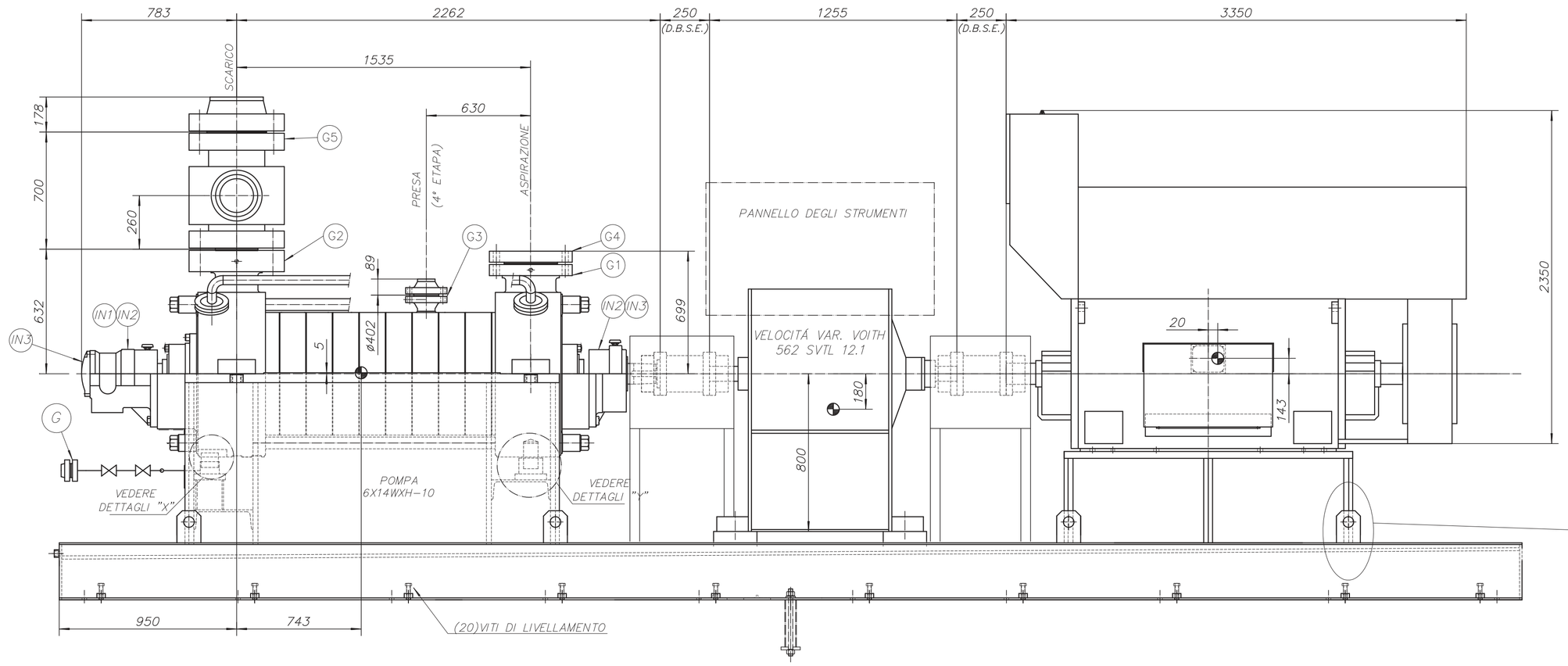

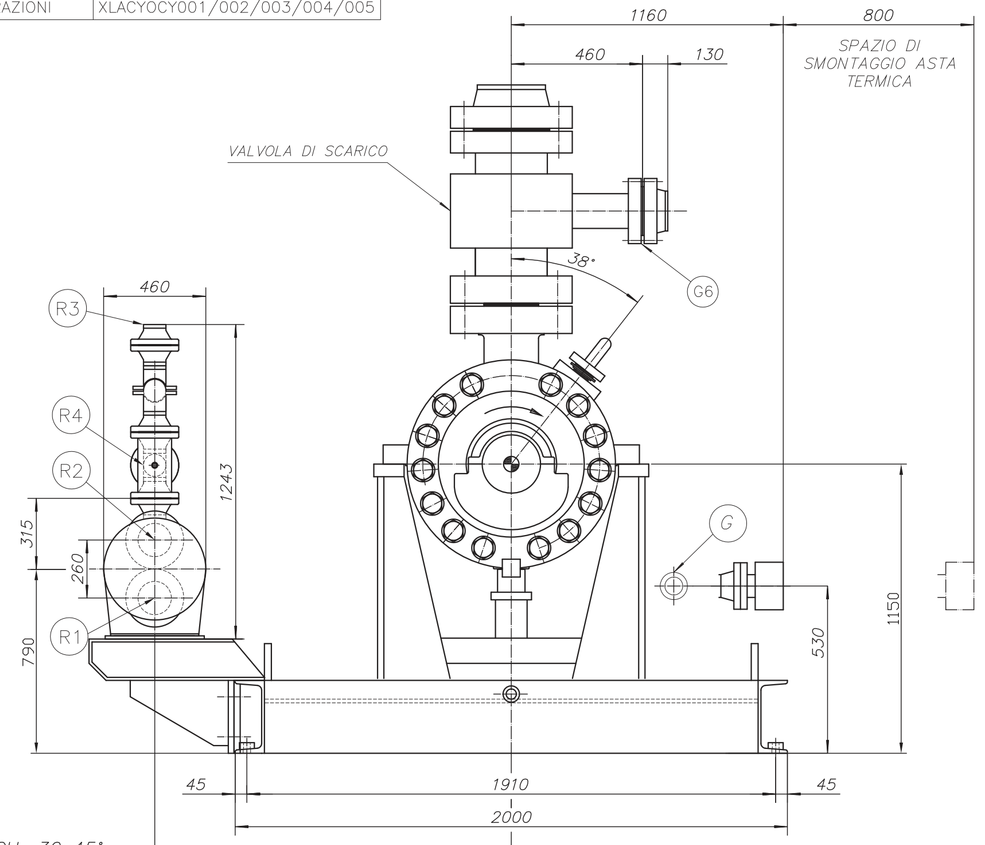

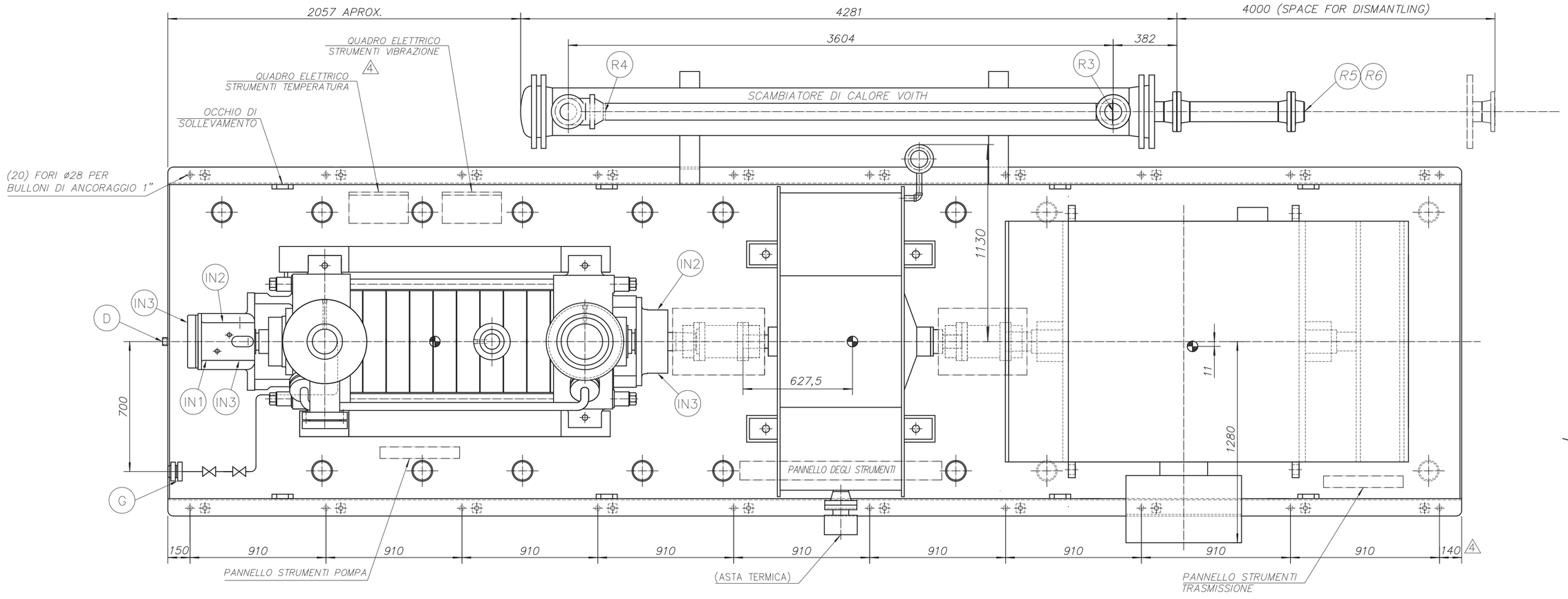

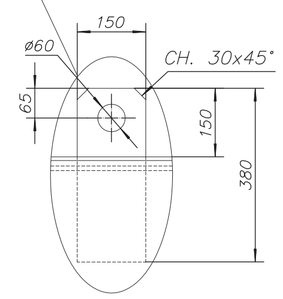

DETTAGLIO OCCHIO DI SOLLEVAMENTO

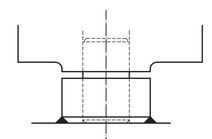

DETAIL "Y"
BLOCCO CHIAVE POMPA

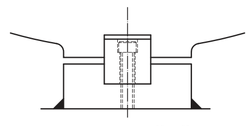

DETAIL "X"
BLOCCO CHIAVE POMPA

04	QUARTA EMISSIONE	Raul Nuño R.N.	Jorge Jimenez J.J.	Jorge Jimenez J.J.	Jorge Jimenez J.J.	Beatriz Cifuentes B.C.	16-11-10
03	TERZA EMISSIONE						
02	REVISIONATO CARTIGLIO						
01	SECONDA EMISSIONE						
00	PRIMA EMISSIONE						

FLOWSERVE Pump Division Cestlalá Operations

APRILIA — Centrale a ciclo combinato 2+1 da 800 MW

0432

POMPA ALIMENTO

DISEGNO DI ASSIEME POMPA,GIUNTO VOITH,MOTORE E V.V.MIN.RICIRC.CON DETTAGLI RELATIVI ALLE FONDAZIONI,ALLE CONNESSIONI,PEZZI E SPAZI DISPONIBILI PER LA MANUTENZIONE.

0432FXLACM 003

001 000 002

Identification file : 0432_XXXXXXXX_XX_XX.dwg

DATI POMPA		DATI MOTORE	
TIPO	6x14WXH	FORNITO DA	ANSALDO
NUMERO DI STADI	10	FABBRICANTE	ANSALDO
ROTAZIONE:	CCW – HI	TIPO	CT 560 Y2
R. P. M.	2892	TENSIONE	2320 Kw.
UGELLO DI ASPIRAZIONE	CONFORME A 10" ANSI B16.5 CL.300 R.F.	VELOCITÀ	2983 rpm
UGELLO DI SCARICO	CONFORME A 6" ANSI B16.5 CL.1500 RTJ	TENSIONE	6KV/ 3 /50Hz
PRESA INTERMITTENTE	CONFORME A 3" ANSI B16.5 CL.600 R.F.	INVOLUCRO	IP 55

CARICHI UGELLO MAX. AMMISSIBILI (2xAPI)

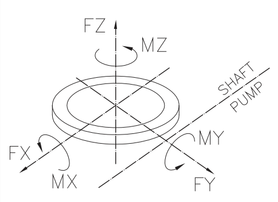

ASPIRAZIONE

FX = 10680 N. MX = 10040 Nm.
FY = 8900 N. MY = 4880 Nm.
FZ = 13340 N. MZ = 7600 Nm.
FR = 19260 N. MR = 13500 Nm.

SCARICO

FX = 4980 N. MX = 4600 Nm.
FY = 4100 N. MY = 2360 Nm.
FZ = 6220 N. MZ = 3520 Nm.
FR = 8960 N. MR = 6260 Nm.

ESTRATT. LP / IP

FX = 2140 N. MX = 1900 Nm.
FY = 1780 N. MY = 940 Nm.
FZ = 2660 N. MZ = 1440 Nm.
FR = 3860 N. MR = 2520 Nm.

CONFORMITÀ ISO 1503

DIMENSIONI UGELLO

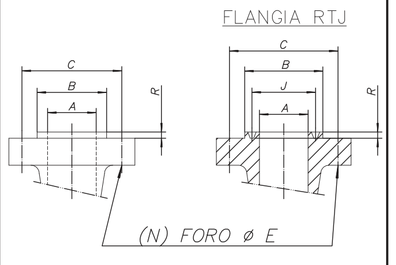

	G1 ASPIRAZIONE TO MATCH 10" CL.300 R.F.	G2 SCARICO TO MATCH 6" CL.1500 RTJ	G3 PRESA TO MATCH 3" CL.600 R.F.
A	255	152	67
B	324	250	127
C	387	318	168
E	29	38	22
N	16	12	8
R	6,4	6,4	6,4
J	–	211	–

DETTAGLIO BULLONI DI ANCORAGGIO (FORNITO DA FLOWSERVE)

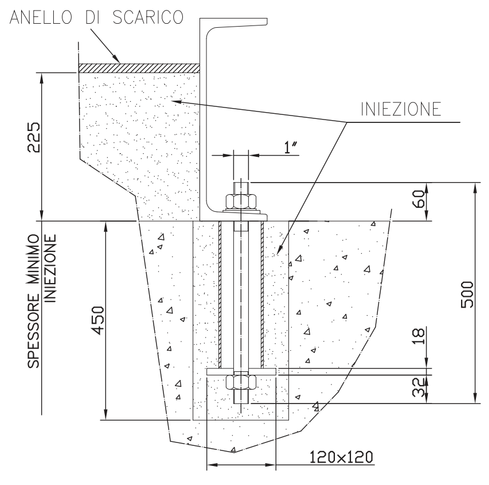

CONNESSIONI CLIENTI

D	DRENAGGIO PIASTRA BASE	1" NPT
G	DRENAGGIO TESTA DI SCARICO	1" ANSI B16.5 CL.1500 RTJ S.W.
R5	INGRESSO ACQUA DI RAFFREDDAMENTO	3" ANSI B16.5 CL.150 R.F.
R6	USCITA ACQUA DI RAFFREDDAMENTO	3" ANSI B16.5 CL.150 R.F.
R3	INGRESSO OLIO DI RAFFREDDAMENTO	2 1/2" ANSI B16.5 CL.150 R.F.
R4	USCITA OLIO DI RAFFREDDAMENTO	2 1/2" ANSI B16.5 CL.150 R.F.
G1	ASPIRAZIONE POMPA	10" ANSI B16.5 CL.300 R.F.
G2	SCARICO POMPA	6" ANSI B16.5 CL.1500 R.T.J.
G3	PRESA	3" ANSI B16.5 CL.600 R.F.
G4	ASPIRAZIONE (RACCORDO A FLANGE)	10" ANSI B16.5 CL.300 R.F. SUP–ON
G5	UGELLO DI DRENAGGIO VALVOLA DI SCARICO	6" ANSI B16.5 CL.1500 R.T.J. W.N.
G6	RICIRCOLO VALVOLA DI SCARICO	4" ANSI B16.5 CL.1500 R.T.J. W.N.

PESI APPROSSIMATIVI

PUMP	4700 Kg.
ELEC. MOTOR	8200 Kg.
VAR. SPEED	1556 Kg.
BASEPLATE	5100 Kg.
HEAT EXCHANGER	847 Kg.
MIN. FLOW VALVE	470 Kg.
ACCESSORIES	600 Kg.
TOTAL	21000 Kg.

TOLLERANZE

UGELLI E CONNESSIONI
LINEARI: ±6 mm
ANGOLARI: ±1° IN QUALSIASI DIREZIONE
ALTRE DIMENSIONI: ±1%

TUTTE LE DIMENSIONI IN MILLIMETRI

CARICHI DINA

CARICO DINAMICO: 7340N(2780rpm)
CARICO ROTATORIO DINAMICO: 7337-N(2780rpm)

APPROVAL NOTE TO

1.–PURCHASER'S COMMENTS AND/OR CORRECTI OF CONTRACT WILL BE MADE ON THE FIRST DRAWING SUBMITTED BY FLOWSERVE CORI

2.–CORRECTIONS, ALTERATIONS, ADDITIONS AND/ OR COMMENTS ON DRAWINGS WHICH MAY LATER REQUIRE NO ADDITIONAL ENGINEERING SERVI

3.–ITEMS CONDITIONALLY APPROVED OR WITH O PURCHASER, MUST BE SPECIFICALLY STATED BE EFFECTED.

PROPRIETARY N

THIS MATERIAL IS THE PROPERTY OF FLOWSER AND IS FURNISHED ONLY FOR THE PURPOSE L ANY AND ALL CONFIDENTIAL, PROPRIETARY, TA INFORMATION, AND/OR TRADE SECRETS, INCLUDI EXCLUSIVE RIGHTS OF USE AND/OR MANUFACT POSSESSION OF THIS MATERIAL DOES NOT CONVEY ANY PERMISSION TO REPRODUCE, DISCLOSE OR DISTRIBUTE IT IN WHOLE OR IN PART, OR TO USE THE SUBJECT MATTER SHOWN THEREIN OR USE THE CONFIDENTIAL OR PROPRIETARY INFORMATION THEREIN. SUCH PERMISSION TO BE GRANTED, MUST BE OBTAINED IN WRITING FROM FLOWSERVE CORPORATION OR OTHER AUTHORIZED AGENT OF FLOWSERVE OR SUBSIDIARIES.

STATUS OF APPROVAL

ORDER No. COS-09-10P40137
DRAWN BY J.Quiroz DATE 17/9/09
CHECKED BY JD DATE 27/9/09
APPROVED BY SC DATE 28/9/09

FLOWSERVE Pump Division Cestlalá Operations

DWG TITLE GENERAL ARRANGEMEN

SIZE A4 DRAWING NO. 6X14WXH86XE170 REV. D

CAD FILENAME: COS-09-10P40137-1100_1 | SCALE NTS | UNITS mm | SHEET NO. 1/2 | n/p