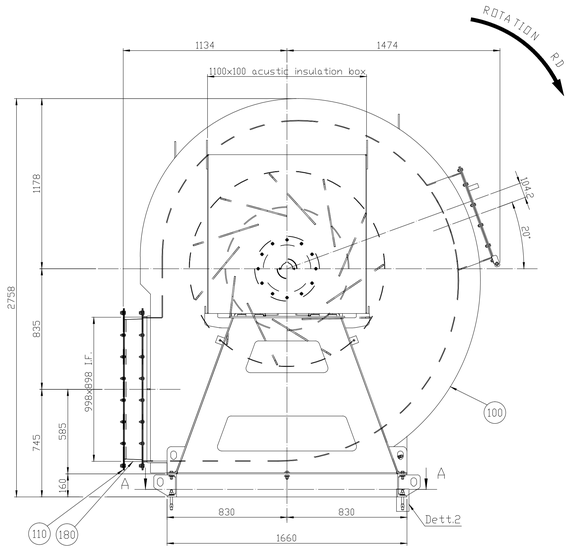

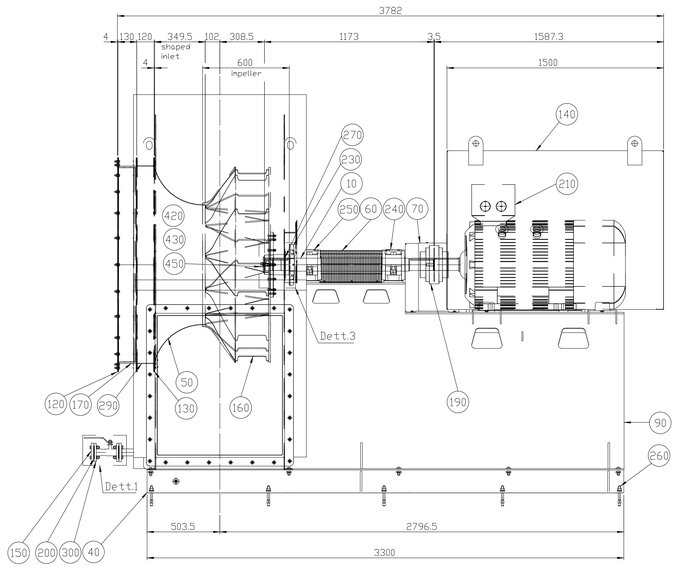

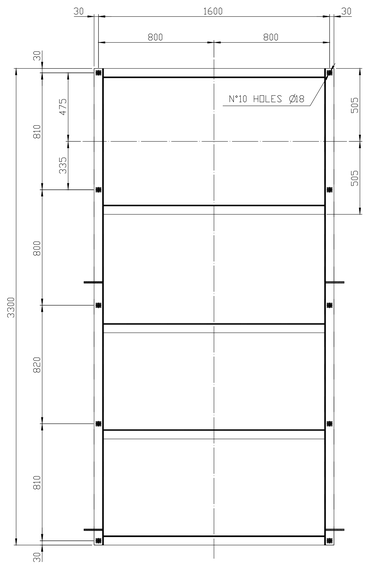

Sez. A-A

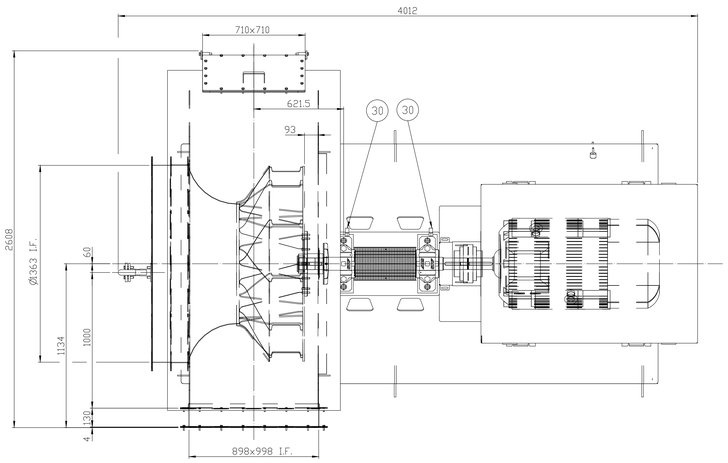

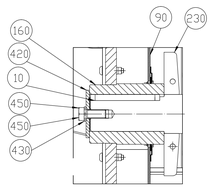

Dett.3
Scala 1:5

FAN STATIC LOAD = 51330 N
ROTATING STATIC LOAD = 3661 N
DYNAMIC LOAD = 2044 N

ITEM: L1 - S25 - CO019

OUTLET COUNTER-FLANGE

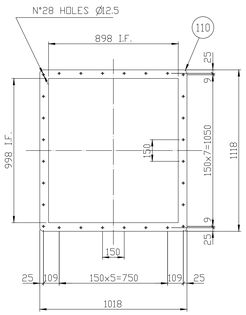

INLET COUNTER-FLANGE

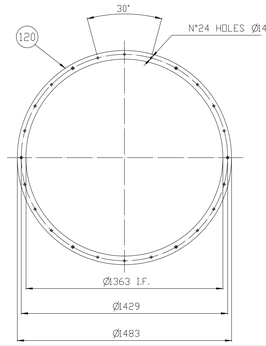

Chemical Anchor - AISI 316

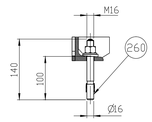

Dett.2
Scala 1:5

Ball Valve 1" 1/2 SPLIT

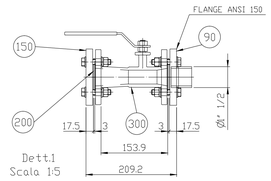

Dett.1
Scala 1:5

Pos.	Qty.	Code	Description
460	8	VTC1008.30	screw
450	1	VTA8221.50	screw
440	4	VKT00896	screws
430	1	RNV2N20	washer
420	1	105194	head washer
410	2	PI7M4LUPN	fixing plate
400	8	VKT00662	screws
390	8	KV24M060A080	screws
380	8	VKT02044	screws
370	13	VKT02043	screws
360	4	VKT01731	screw
350	104	VKT02042	screws
340	8	VKT01437	screws
330	4	VKT00517	screw
320	6	VKT00518	screw
310	24	VKT00629	nut
300	1	806937	BODY flange ANSI 150 RF
290	1	101068	Shaft adapt
280	2	CE030283	transmitter
270	1	203944	seal
260	10	808949	anchor bolt
250	1	SNL520MRKL12	plummer block unit (floating bearing)
240	1	SNL520MRKB12	plummer block unit (fixed bearing)
230	2	6081-90	cooling wheel
220	0,5	808315-96	gasket
210	1	MG34315200UH	electric motor
200	2	CPM00206	gasket
190	1	800793	coupling
180	1	SGRSF-C-42	outlet flexible connection
170	1	SGASF-C-49	inlet flexible connection
160	1	GZ028240	centrifugal impeller
150	1	811704	flange
140	1	CF100349	acustic insulation box
130	4	103334-4	counterflange
120	1	103334	counterflange
110	1	6010-40	counterflange
100	1	NC-2X9-1521	insulation
90	1	CZ020898	housing and pedestal
80	1	102694-D	safety guard
70	1	CAM00160	motor coupling guard
60	1	CA05-430	cover
50	1	5T100271	shaped inlet
40	1	BA500788	basement
30	2	CE030531	transmitter
20	2	154225	theoretical documentation
10	1	103878	shaft

REV.	DATE - DESCRIPTION - DESCRIZIONE			
01	UPDATED	GiFo		20-11-2015
00	ISSUED - EMESSO	V. SpresFico		15-10-2015
REV.	DESCRIPTION - DESCRIZIONE	ISSUED - REDATTO	APPROV.	DATE - DATA

STANDARD TOLERANCE UNLESS INDICATED
SCOSTAMENTI PER QUOTE SENZA INDICAZIONE DI TOLERANZA

DIMENSIONS DIMENSIONI	THRU 120	OVER 120 THRU 400	OVER 400 THRU 1000	OVER 1000 THRU 2000	OVER 2000 THRU 4000
TOLERANCE SCOSTAMENTI	± 0.5	± 1	± 2	± 3	± 5 ± 8

TITLE - TITOLO: ven. ZB 49R5 sist.8 cl.3 or.5 mot.315L coib. tipo 1 h 150 giunto a gommini

SCALE - SCALA: 1:15
DRAWING No. - No. DISEGNO: ZB00225
WEIGHT-PESO (kg): 4036,72
MATERIAL TYPE - TIPO MATERIALE
MATERIAL COMPOSITION - NATURA MATERIALE
ALL DIMENSIONS ARE IN MILIMETERS
TUTTE LE DIMENSIONI SONO IN MILIMETRI
FROM RICAVATO DA
FOGLIO SHEET
JOB COMMESSA

REV.	DATA - EMISSIONE Issued date	CODICE MODIFICA Issued Code	DESCRIZIONE REVISIONE Revision Description	PREPARATO DA Issued by	CONTROLLATO DA Checked by	APPROVATO DA Approved by
01	24/11/2015	-	REVISIONE GENERALE	INDUSTRIE CBI	INDUSTRIE CBI	INDUSTRIE CBI
00	23/10/2015	-	PRIMA EMISSIONE	INDUSTRIE CBI	INDUSTRIE CBI	INDUSTRIE CBI
				AUTORIZZAZIONE EMISSIONE		Issue authorization

DOCUMENTO ESTERNO - STATO DI APPROVAZIONE
Incoming Document - Approval Status

L'APPROVAZIONE DA PARTE DI TM.E NON SOLLEVA IL FORNITORE DALL'OBBLIGO DI SODDISFARE GLI IMPEGNI CONTRATTUALI E DALLE RESPONSABILITÀ CHE NE DERIVANO.
TM.E approval does not exempt the supplier from observing the contractual obligations and from his consequent responsibilities.

APPROVATO Approved	APPROVATO COME NOTATO Approved as corrected	NON APPROVATO Not approved	NON RICHIESTA APPROVAZIONE Approval not required

TM.E. S.p.A.
Termomeccanica Ecologia

CLIENTE Client	COMMESSA N° Job N°	EMESSO DA Issued by
A.R.I.A. Acea Risorse e Impianti per l'Ambiente	10182	INDUSTRIE CBI

TITOLO / Title: VENTILATORE ARIA PRIMARIA SENZA DIFFUSORE - ITEM: L1-S25-CO019
DISEGNO D'ASSIEME

DERIVATO DA / Derived from: -
SOSTITUISCE DOCUMENTO N° / Substitute Document N°: -

CLASSIFIC. Classification	IMPIANTO Plant	SISTEMA System	PRIMA FUNZ. Func. Gr.	TIPO DOCUMENTO Document Type	FORMATO Size	SCALA Scale
S	F	S 2 5	L 1	C C D	A0	1:15

DOCUMENTO N° Document N°	FOGLIO Sheet	DI OF
10182ASMD005	1	1

INFORMAZIONI RISERVATE - DA NON UTILIZZARE PER SCOPI DIVERSI DA QUELLI PER CUI SONO STATE FORNITE
Confidential property - not to be used for any purpose other that for which it is supplied

NOME FILE / File identification: 10182ASMD005R01-001&001-A0