L A S I M S.p.A.



PRESSA ROVETTA P_1000T (D.E.)

D2-630-400-3500-2300 MAT.18

SCHEMI ELETTRICI

REALIZZATORI :
TEAM SISTEMI

CONTROLLO :
CICCARELLI A.

APPROVAZIONE :
FINELLI A.

CUSTOMER	REVISIONS			TECHNICAL
L A S I M S.p.A	1	24/11/04		
	2	01/12/04		
	3	28/12/04		
	4	14/04/05		

CODE: 0 4 0 0 4 _ 0 1
DATE: 2 4 1 1 0 4

TEAM SISTEMI
SERVIZIO PROGETTAZIONE ELETTRICA

DRAWING: 1 0 0 0 T 0 1
REFERENCE:

LASIM – PRESSA ROVETTA 1000T (D.E.) MAT.18
SCHEMI ELETTRICI
SHEET 1 2

Pag.	Descrizione pagina	Pag.	Descrizione pagina
1	INTESTAZIONE	35	BARRIERE INGRESSO CANALI 1 E 2
2	ELENCO PAGINE	36	BARRIERE USCITA CANALI 1 E 2
3	ELENCO PAGINE	50	PLC PNOZm1p 773100
4	ELENCO PAGINE	51	CONFIGURAZIONE PLC PNOZ m1p
5	ELENCO REVISIONI	52	TRIGGER
6	ELENCO REVISIONI	53	LOGICA INPUT PLC PNOZ m1p
7	ELENCO REVISIONI	54	LOGICA INPUT PLC PNOZ m1p
8	TABELLA MORSETTIERE	55	LOGICA INPUT PLC PNOZ m1p
10	ALIMENTAZIONE 380V	56	LOGICA INPUT PLC PNOZ m1p
11	ALIMENTAZIONE 220V	57	LOGICA OUTPUT PLC PNOZ m1p
12	LUCI ZONA STAMPO E PRESE SU MONTANTI	58	LOGICA OUTPUT PLC PNOZ m1p
13	PRESE E LUCI IN ARMADIO – PRESA IN PULPITO – ESTRATTORE ARIA	59	MODULO ESPANSIONE INGRESSI PNOZ mi1p
14	ALIMENTAZIONE 110V	60	LOGICA INPUT MODULO ESPANSIONE PNOZ mi1p
15	INSERZIONI AUSILIARI – INSERZIONE LUCI STAMPO – SGANCIO INTERRUTTORE	61	LOGICA INPUT MODULO ESPANSIONE PNOZ mi1p
16	ALIMENTAZIONE 24Vcc	80	PLC SIEMENS
20	POTENZA MOTORE PRINCIPALE	81	LOGICA INPUT/OUTPUT PLC SIEMENS
21	POTENZA MOTORE MICROSPOSTAMENTO SLITTA INTERNA E SLITTA ESTERNA	82	LOGICA INPUT/OUTPUT PLC SIEMENS
22	POTENZA MOTORE POMPA LUBRIF. E POMPA RECUPERO OLIO SLITTA INTERNA	83	LOGICA INPUT/OUTPUT PLC SIEMENS
25	INSERZIONI 110Vac POTENZA	84	LOGICA INPUT/OUTPUT PLC SIEMENS
26	INSERZIONI 110Vac POTENZA	85	LOGICA INPUT/OUTPUT PLC SIEMENS
30	AUSILIARI 110V ELETTROVALVOLE	87	LOGICA INPUT PLC SIEMENS
31	AUSILIARI 110V ELETTROVALVOLE	88	LOGICA INPUT PLC SIEMENS
32	AUSILIARI 110V SOVRACCARICO SLITTA INTERNA SLITTA ESTERNA	89	LOGICA INPUT PLC SIEMENS
	POSIZIONAMENTO CARRO MOBILE ALIMENTAZIONE ARIA CARRO MOBILE	90	FINECORSA MORSETTI BLOCCAGGIO STAMPO SLITTA VERSO PLC
		100	INTERBLOCCHI VERSO IMPIANTO NORDA

CUSTOMER: L A S I M S.p.A

REVISIONS		TECHNICAL
1	24/11/04	
2	01/12/04	
3	28/12/04	
4	14/04/05	

CODE: 0 4 0 0 4 _ 0 1
DATE: 2 4 1 1 0 4

TEAM SISTEMI
SERVIZIO PROGETTAZIONE ELETTRICA

DRAWING: 1 0 0 0 T 0 1
REFERENCE:

LASIM – PRESSA ROVETTA 1000T (D.E.) MAT.18
SCHEMI ELETTRICI

Pag.	Descrizione pagina	Pag.	Descrizione pagina
101	INTERBLOCCHI VERSO IMPIANTO NORDA	504	DISTINTA MATERIALE
102	INTERBLOCCHI VERSO IMPIANTO NORDA	505	DISTINTA MATERIALE
103	INTERBLOCCHI VERSO IMPIANTO NORDA	506	DISTINTA MATERIALE
104	INTERBLOCCHI VERSO IMPIANTO NORDA		
120	DIAGRAMMA CAMME		
121	CONNETTORI PULSANTIERA BIMANUALE E ZONA PUNTELLI		
200	INTESTAZIONE QUADRO COMANDI – PULSANTIERA OPERATORE		
201	FRONTE PULSANTIERA OPERATORE		
202	RETRO PULSANTIERA OPERATORE		
203	FORATURA PULSANTIERA OPERATORE		
204	MORSETTIERA PULSANTIERA OPERATORE		
300	INTESTAZIONE TOPOGRAFICI		
301	FRONTE ARMADIO – QUADRO GENERALE		
302	FORATURA PULSANTIERA FRONTE ARMADIO		
303	FRONTE PULSANTIERA ARMADIO		
304	RETRO PULSANTIERA ARMADIO		
305	INTERNO ARMADIO		
400	INTESTAZIONE MORSETTIERA GENERALE		
401	MORSETTIERA 380 – 220 – 110 / MP – M1 – M2		
402	MORSETTIERA DI LOGICA PILZ ML – 24Vac M3		
403	MORSETTIERA DI LOGICA SIEMENS ML1		
500	INTESTAZIONE DISTINTA MATERIALE		
501	DISTINTA MATERIALE		
502	DISTINTA MATERIALE		
503	DISTINTA MATERIALE		

Pag.	Descrizione pagina	Pag.	Descrizione pagina

CUSTOMER	REVISIONS			TECHNICAL
L A S I M S.p.A	1	24/11/04		
	2	01/12/04		
	3	28/12/04		
	4	14/04/05		

CODE 0 4 0 0 4 _ 0 1

DATE 2 4 1 1 0 4

TEAM SISTEMI

SERVIZIO PROGETTAZIONE ELETTRICA

DRAWING 1 0 0 0 T 0 1

REFERENCE

LASIM – PRESSA ROVETTA 1000T (D.E.) MAT.18

SCHEMI ELETTRICI

SHEET 4 5

FOGLIO	REV	FOGLIO	REV	FOGLIO	REV	FOGLIO	REV	FOGLIO	REV	FOGLIO	REV	FOGLIO	REV
26	01	10	03										
27	01	20	03										
37	01	22	03										
64	01	25	03										
84	01	26	03										
85	01	27	03										
86	01	28	03										
87	01	31	03										
100	01	37	03										
101	01	55	03										
102	01	60	03										
104	01	81	03										
120	01	82	03										
28	02	83	03										
55	02	84	03										
61	02	85	03										
84	02	87	03										
88	02	89	03										
89	02	91	03										
121	02	102	03										

CONTROLLO DISEGNI E APPROVAZIONE

REV.	DESCRIZIONE	DATA	DISEGNATO	CONTROLLATO	APPROVATO
C	TERZA REVISIONE	14/04 2005			
B	SECONDA REVISIONE	15/03 2005			
A	PRIMA REVISIONE	09/03 2005			

CUSTOMER: L A S I M S.p.A

REVISIONS		
1	24/11/04	
2	01/12/04	
3	28/12/04	
4	14/04/05	

TECHNICAL

CODE: 0 4 0 0 4 _ 0 1

DATE: 2 4 1 1 0 4

TEAM SISTEMI

SERVIZIO PROGETTAZIONE ELETTRICA

DRAWING: 1 0 0 0 T 0 1

REFERENCE

LASIM – PRESSA ROVETTA 1000T (D.E.) MAT.18

SCHEMI ELETTRICI

SHEET 5 6

FOGLIO	REV	FOGLIO	REV	FOGLIO	REV	FOGLIO	REV	FOGLIO	REV	FOGLIO	REV	FOGLIO	REV

CONTROLLO DISEGNI E APPROVAZIONE

REV.	DESCRIZIONE	DATA	DISEGNATO	CONTROLLATO	APPROVATO

CUSTOMER	L A S I M S.p.A	REVISIONS	1 24/11/04	TECHNICAL	
			2 01/12/04		
			3 28/12/04		
			4 14/04/05		

CODE 0 4 0 0 4 _ 0 1
DATE 2 4 1 1 0 4

TEAM SISTEMI
SERVIZIO PROGETTAZIONE ELETTRICA

DRAWING 1 0 0 0 T 0 1
REFERENCE

LASIM – PRESSA ROVETTA 1000T (D.E.) MAT.18
SCHEMI ELETTRICI

SHEET 6 7

FOGLIO	REV	FOGLIO	REV	FOGLIO	REV	FOGLIO	REV	FOGLIO	REV	FOGLIO	REV	FOGLIO	REV

CONTROLLO DISEGNI E APPROVAZIONE					
REV.	DESCRIZIONE	DATA	DISEGNATO	CONTROLLATO	APPROVATO

CUSTOMER	
	L A S I M S.p.A

REVISIONS			TECHNICAL
1	24/11/04		
2	01/12/04		
3	28/12/04		
4	14/04/05		

CODE 0 4 0 0 4 _ 0 1

DATE 2 4 1 1 0 4

TEAM SISTEMI

SERVIZIO PROGETTAZIONE ELETTRICA

DRAWING 1 0 0 0 T 0 1

REFERENCE

LASIM – PRESSA ROVETTA 1000T (D.E.) MAT.18

SCHEMI ELETTRICI

SHEET 7 8

TABELLA MORSETTIERE

NOME ARMADIO	DESCRIZIONE	MOTORI	380V	AUX 220V	AUX 110V	AUX 24Vac	AUX 24Vcc	LOGICA PILZ	LOGICA SIEMENS
	MORSETTIERE MOTORI	1MP.....6MP				–			
	MORSETTIERA POTENZA		MP						
	MORSETTIERA 220V			M1					
	MORSETTIERA 110V				M2				
	MORSETTIERA 24Vcc					M3			
	MORSETTIERA LOGICA PILZ						ML		
	MORSETTIERA LOGICA SIEMENS							ML1	
	MORSET. PULSANTIERA OPERATORE								MPO

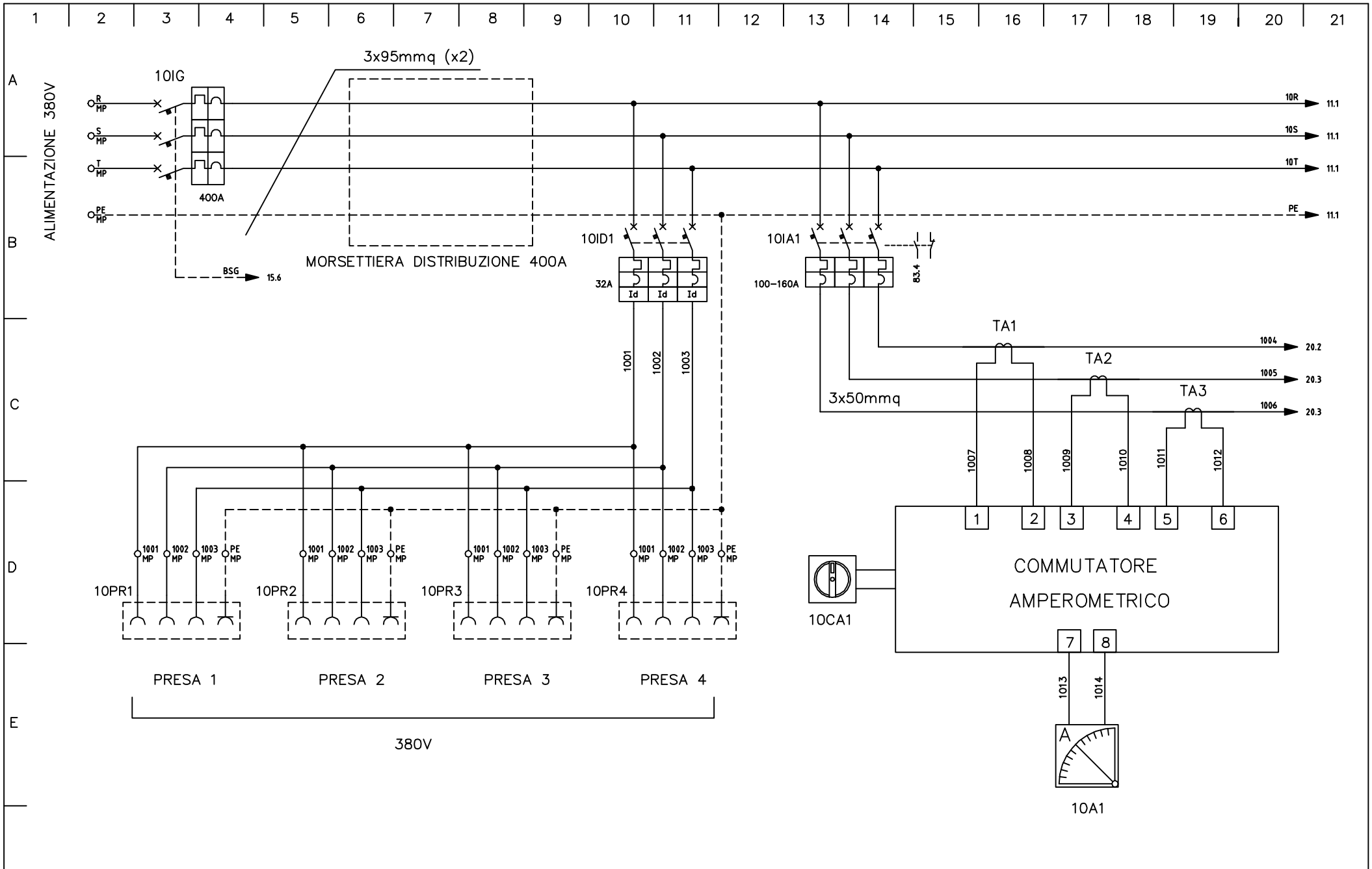

CUSTOMER		REVISIONS			TECHNICAL
L A S I M S.p.A		1	24/11/04		
		2	01/12/04		
		3	28/12/04		
		4	14/04/05		

CODE: 0 4 0 0 4 _ 0 1

DATE: 2 4 1 1 0 4

TEAM SISTEMI

SERVIZIO PROGETTAZIONE ELETTRICA

DRAWING: 1 0 0 0 T 0 1

REFERENCE

LASIM – PRESSA ROVETTA 1000T (D.E.) MAT.18

SCHEMI ELETTRICI

SHEET 10 11

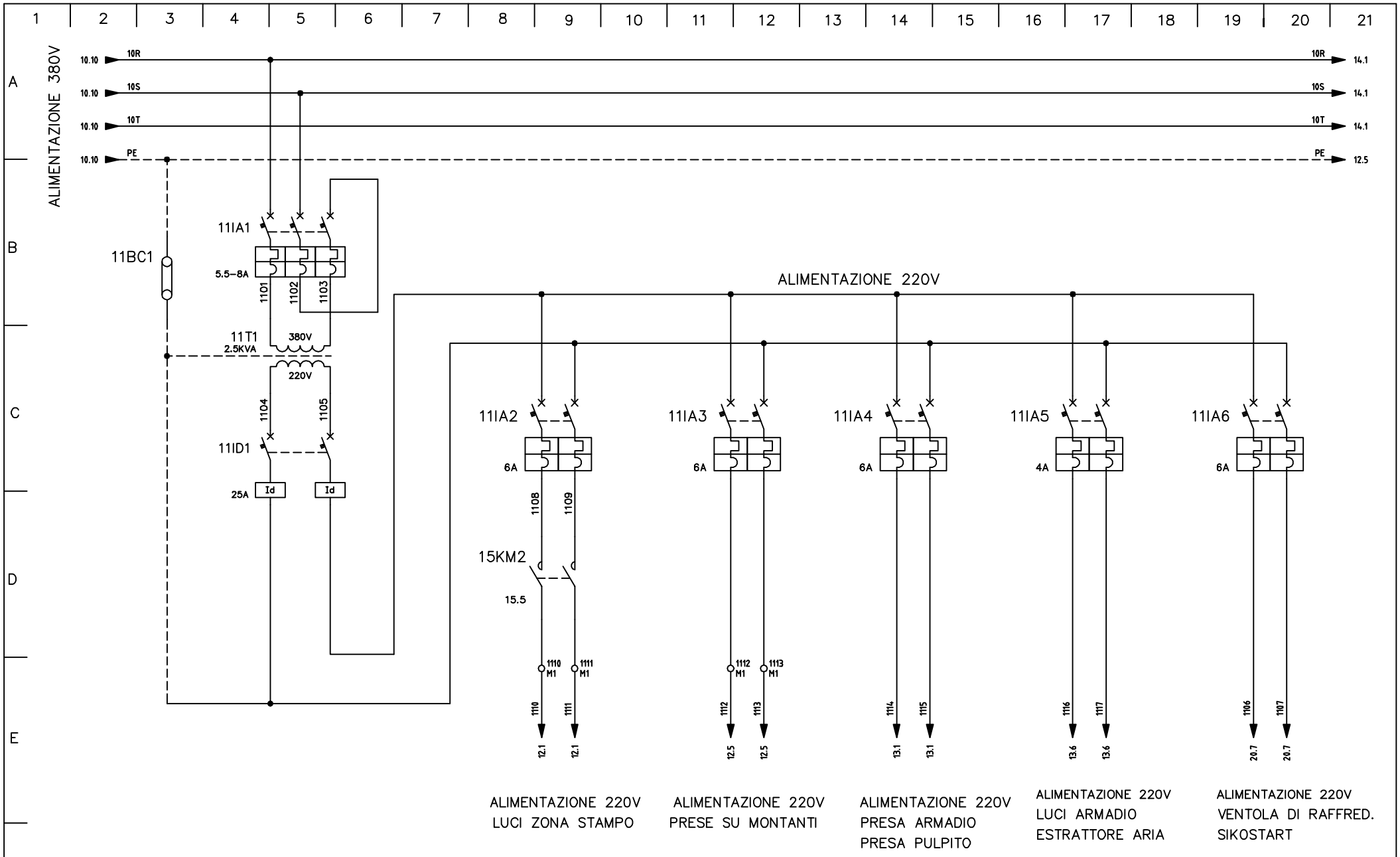

CUSTOMER	L A S I M S.p.A

REVISIONS			TECHNICAL
1	24/11/04		
2	01/12/04		
3	28/12/04		
4	14/04/05		

CODE: 0 4 0 0 4 _ 0 1
DATE: 2 4 1 1 0 4

TEAM SISTEMI
SERVIZIO PROGETTAZIONE ELETTRICA

DRAWING: 1 0 0 0 T 0 1
REFERENCE:

LASIM – PRESSA ROVETTA 1000T (D.E.) MAT.18
SCHEMI ELETTRICI
SHEET 11 12

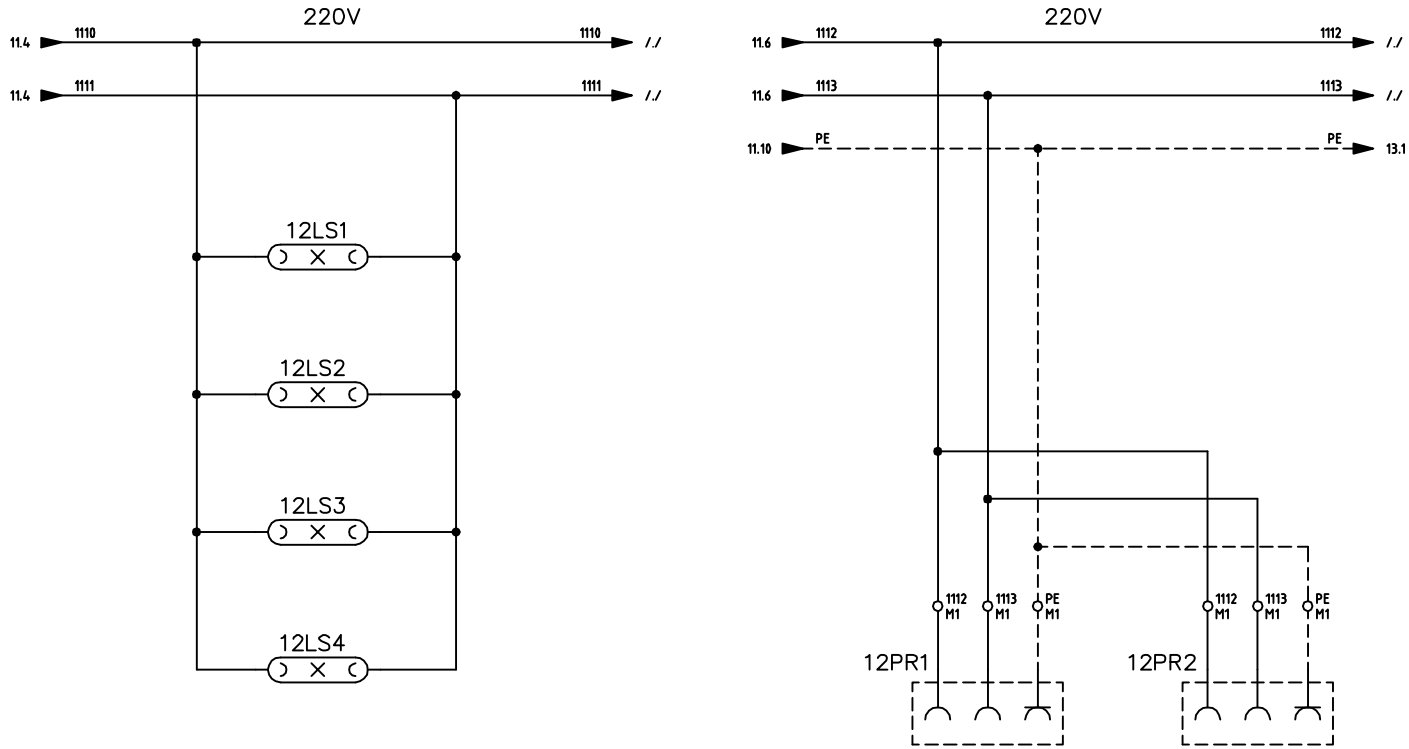

CUSTOMER	REVISIONS			TECHNICAL
L A S I M S.p.A	1	24/11/04		
	2	01/12/04		
	3	28/12/04		
	4	14/04/05		

CODE: 0 4 0 0 4 _ 0 1
DATE: 2 4 1 1 0 4

TEAM SISTEMI
SERVIZIO PROGETTAZIONE ELETTRICA

DRAWING: 1 0 0 0 T 0 1
REFERENCE

LASIM – PRESSA ROVETTA 1000T (D.E.) MAT.18
SCHEMI ELETTRICI
SHEET 12 13

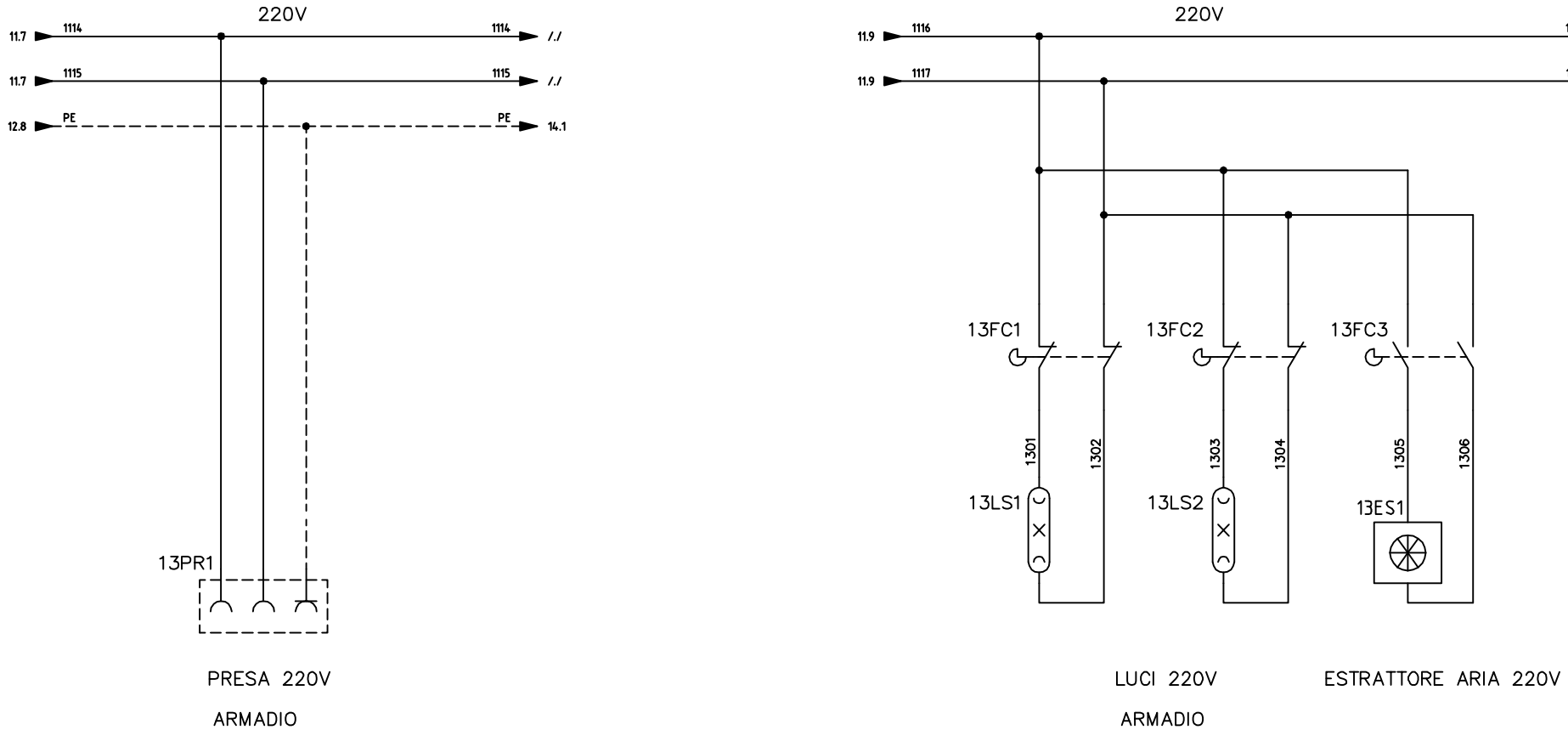

CUSTOMER	REVISIONS		TECHNICAL	CODE	DRAWING	
L A S I M S.p.A	1	24/11/04		0 4 0 0 4 _ 0 1	1 0 0 0 T 0 1	LASIM – PRESSA ROVETTA 1000T (D.E.) MAT.18
	2	01/12/04		DATE	REFERENCE	SCHEMI ELETTRICI
	3	28/12/04		2 4 1 1 0 4		SHEET 13 14
	4	14/04/05				

TEAM SISTEMI
SERVIZIO PROGETTAZIONE ELETTRICA

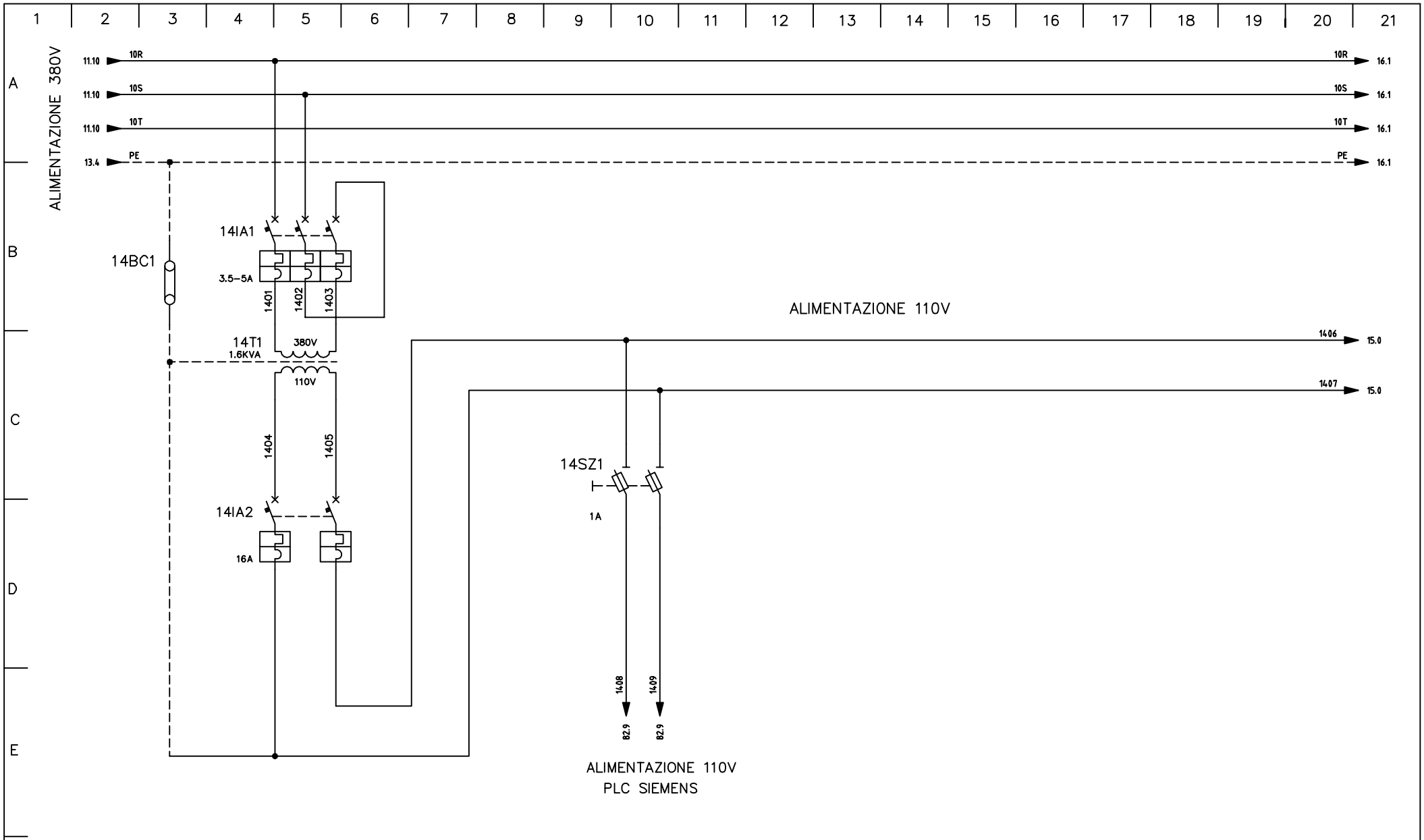

CUSTOMER	L A S I M S.p.A

REVISIONS			TECHNICAL
1	24/11/04		
2	01/12/04		
3	28/12/04		
4	14/04/05		

CODE 0 4 0 0 4 _ 0 1
DATE 2 4 1 1 0 4

TEAM SISTEMI
SERVIZIO PROGETTAZIONE ELETTRICA

DRAWING 1 0 0 0 T 0 1
REFERENCE

LASIM – PRESSA ROVETTA 1000T (D.E.) MAT.18
SCHEMI ELETTRICI
SHEET 14 15

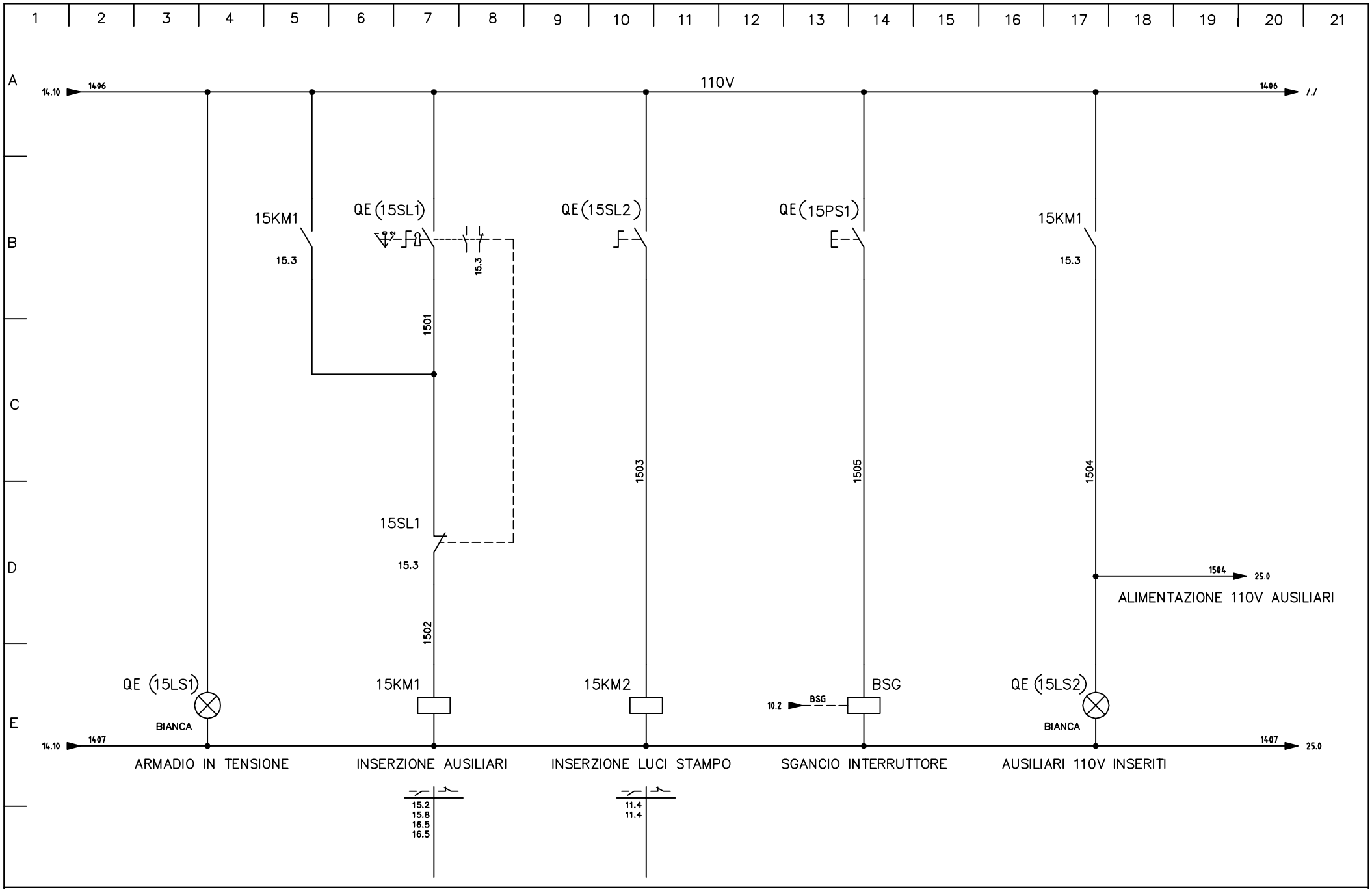

CUSTOMER	REVISIONS			TECHNICAL	CODE	DATE	DRAWING	REFERENCE	
L A S I M S.p.A	1	24/11/04			0 4 0 0 4 _ 0 1	2 4 1 1 0 4	1 0 0 0 T 0 1		LASIM – PRESSA ROVETTA 1000T (D.E.) MAT.18
	2	01/12/04							SCHEMI ELETTRICI
	3	28/12/04							
	4	14/04/05							SHEET 15 16

TEAM SISTEMI
SERVIZIO PROGETTAZIONE ELETTRICA

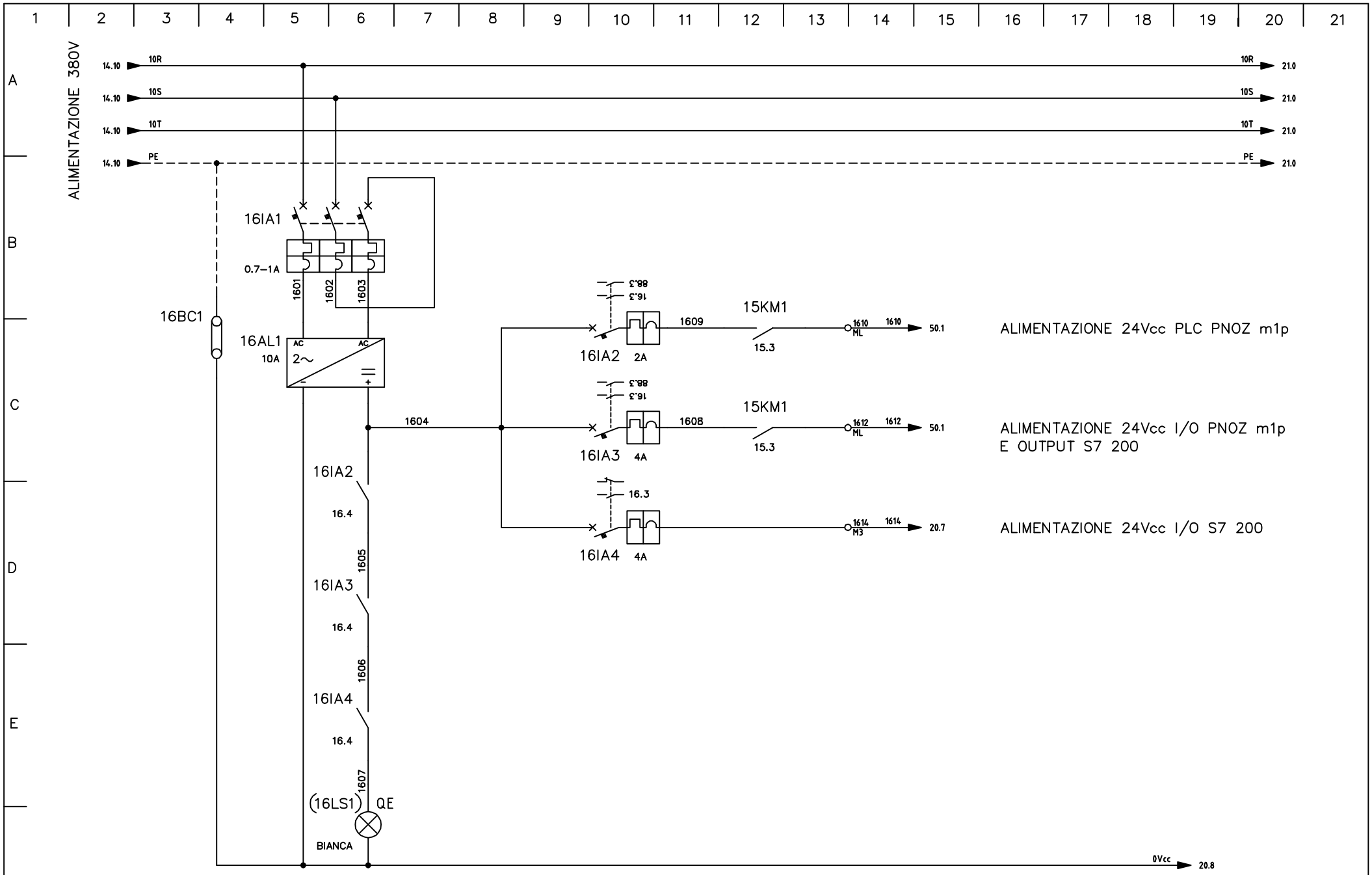

CUSTOMER	REVISIONS			TECHNICAL	CODE	DRAWING	
L A S I M S.p.A	1	24/11/04			0 4 0 0 4 _ 0 1	1 0 0 0 T 0 1	LASIM – PRESSA ROVETTA 1000T (D.E.) MAT.18
	2	01/12/04			DATE	REFERENCE	SCHEMI ELETTRICI
	3	28/12/04			2 4 1 1 0 4		
	4	14/04/05					SHEET 16 20

TEAM SISTEMI
SERVIZIO PROGETTAZIONE ELETTRICA

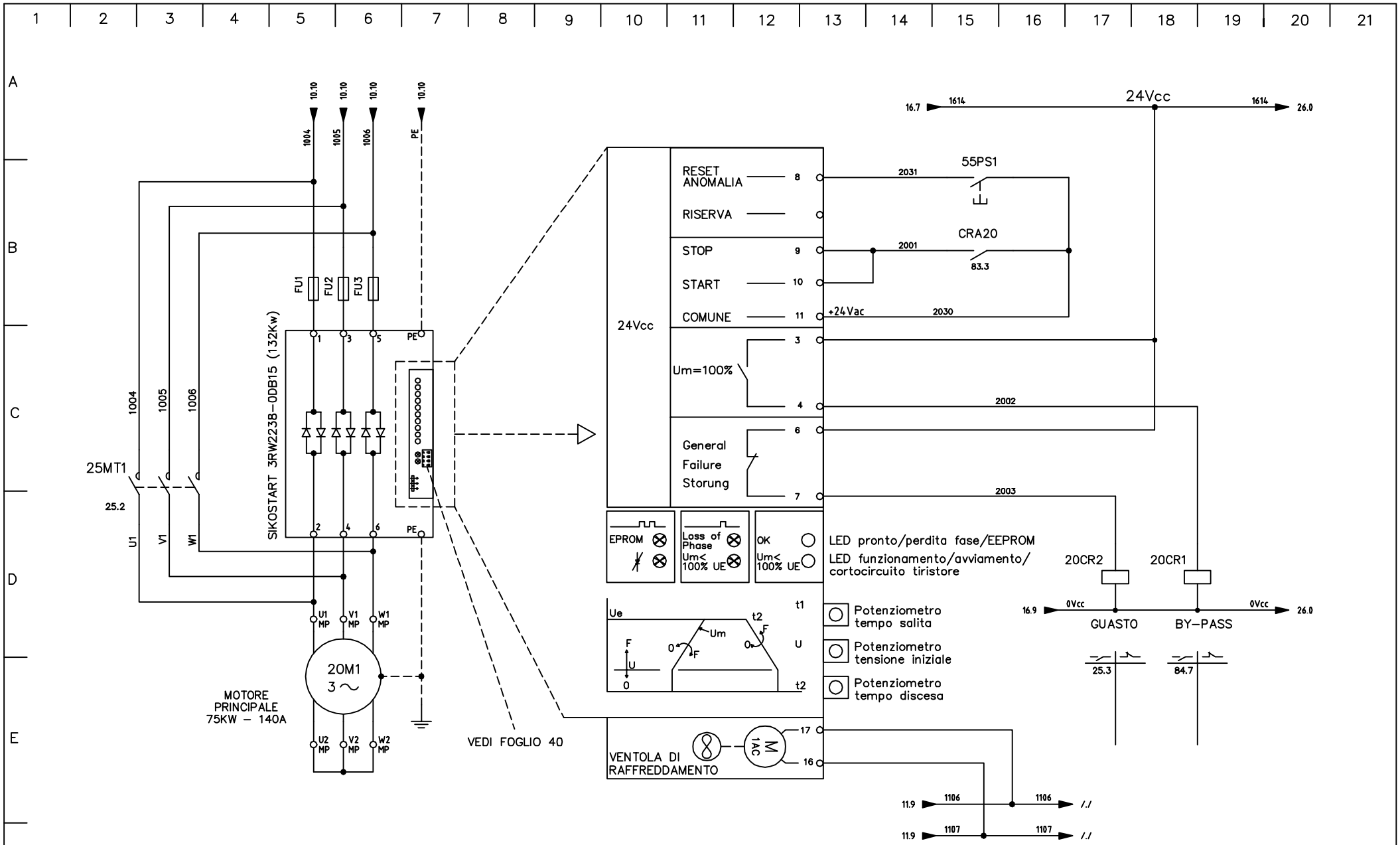

CUSTOMER		REVISIONS			TECHNICAL
L A S I M S.p.A		1	24/11/04		
		2	01/12/04		
		3	28/12/04		
		4	14/04/05		

CODE 0 4 0 0 4 _ 0 1
DATE 2 4 1 1 0 4

TEAM SISTEMI
SERVIZIO PROGETTAZIONE ELETTRICA

DRAWING 1 0 0 0 T 0 1
REFERENCE

LASIM – PRESSA ROVETTA 1000T (D.E.) MAT.18
SCHEMI ELETTRICI
SHEET 20 21

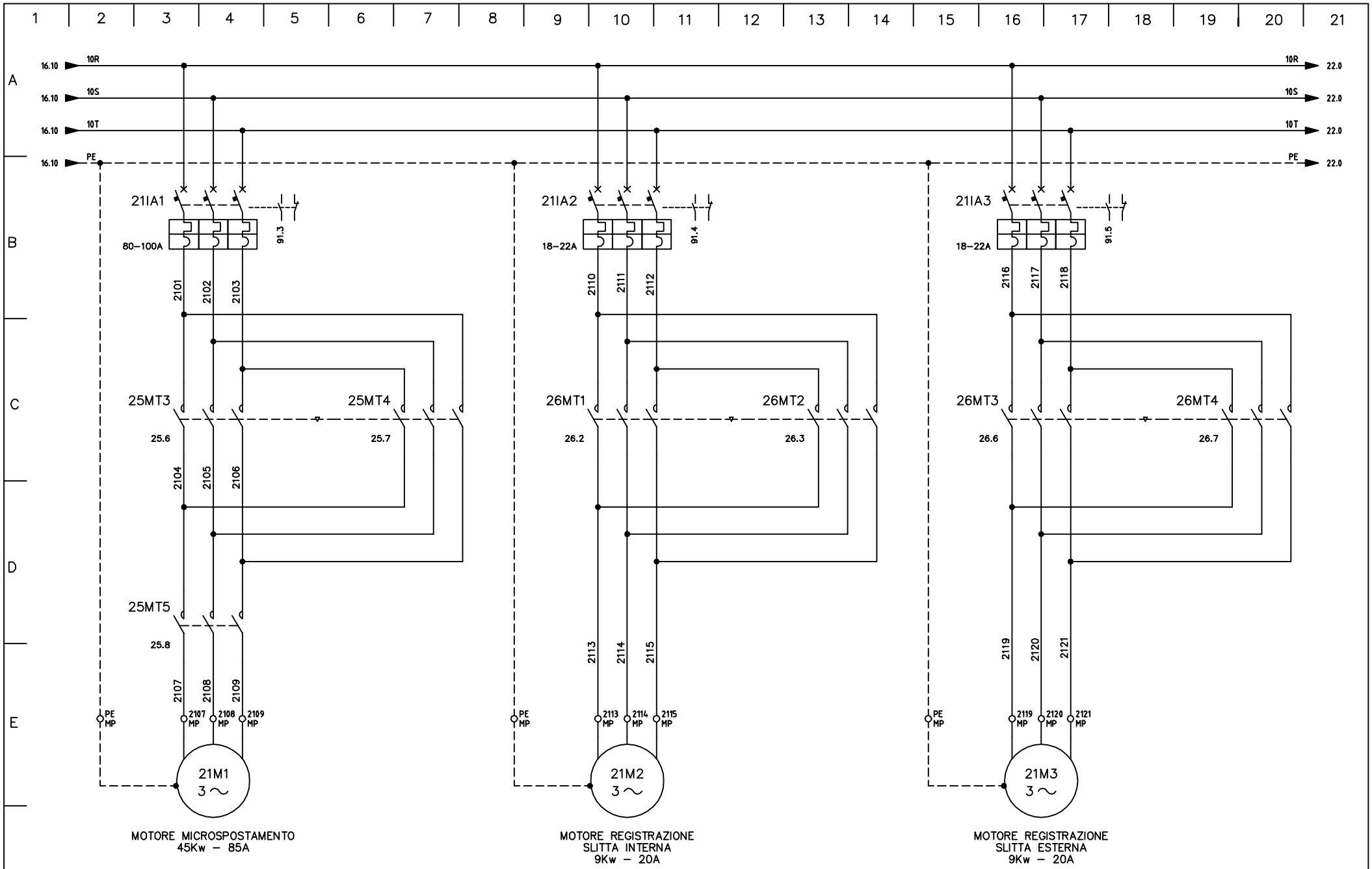

CUSTOMER	L A S I M S.p.A

REVISIONS			TECHNICAL
1	24/11/04		
2	01/12/04		
3	28/12/04		
4	14/04/05		

CODE: 0 4 0 0 4 _ 0 1
DATE: 2 4 1 1 0 4

TEAM SISTEMI
SERVIZIO PROGETTAZIONE ELETTRICA

DRAWING: 1 0 0 0 T 0 1
REFERENCE:

LASIM – PRESSA ROVETTA 1000T (D.E.) MAT.18
SCHEMI ELETTRICI

SHEET 21 22

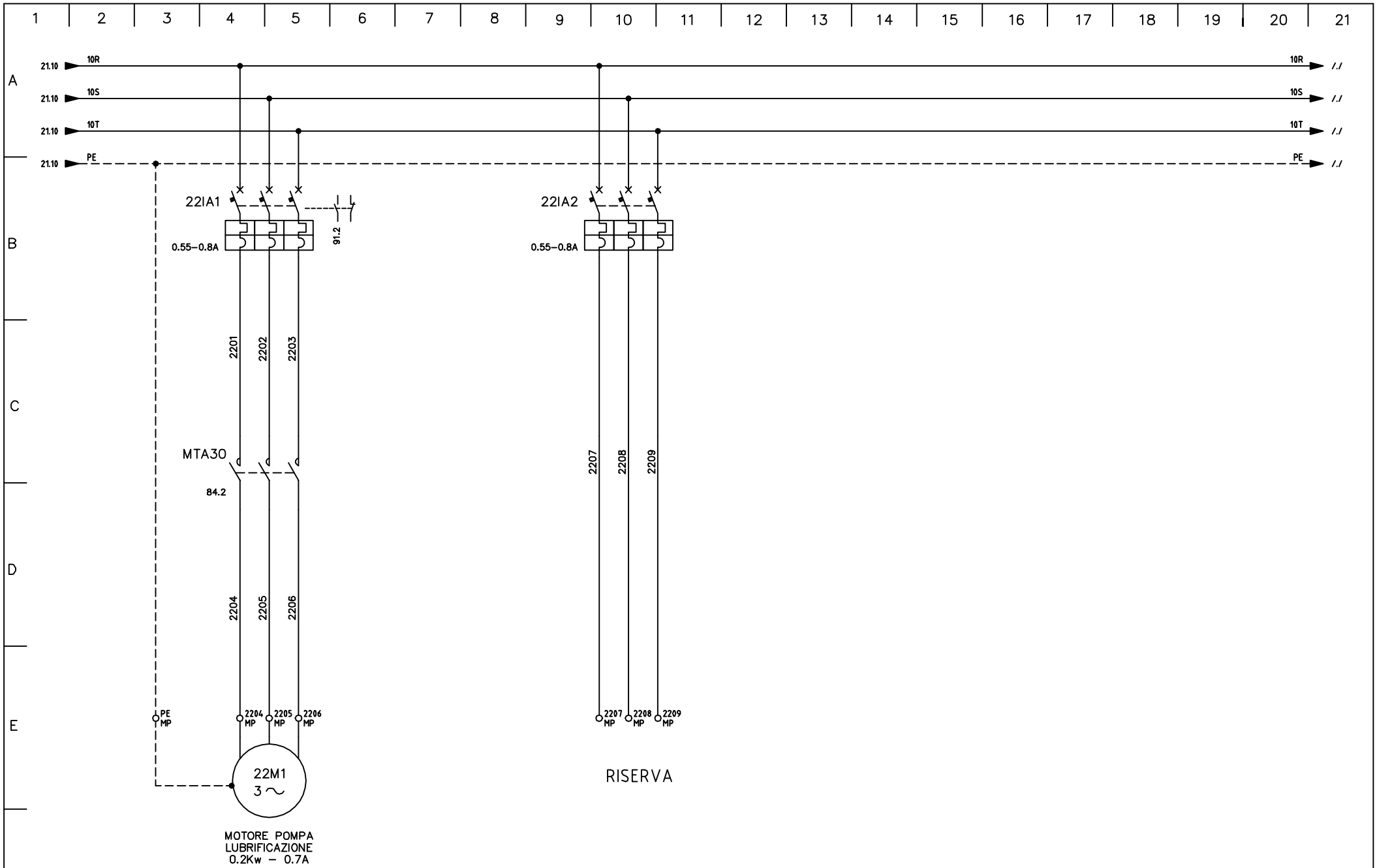

CUSTOMER	REVISIONS			TECHNICAL	CODE	DRAWING	
L A S I M S.p.A	1	24/11/04			0 4 0 0 4 _ 0 1	1 0 0 0 T 0 1	LASIM – PRESSA ROVETTA 1000T (D.E.) MAT.18
	2	01/12/04			DATE	REFERENCE	SCHEMI ELETTRICI
	3	28/12/04			2 4 1 1 0 4		
	4	14/04/05					SHEET 22 25

TEAM SISTEMI
SERVIZIO PROGETTAZIONE ELETTRICA

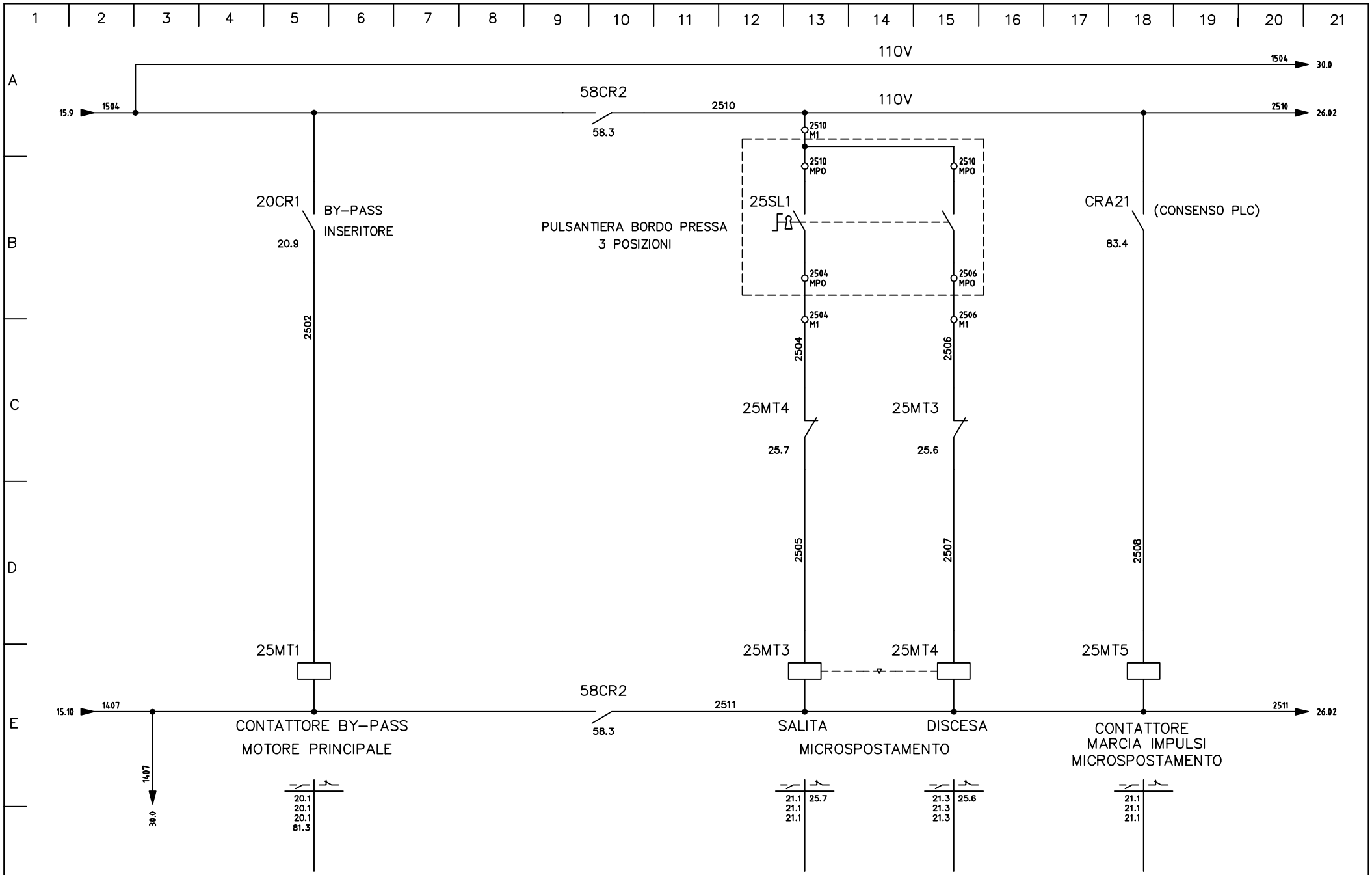

CUSTOMER	REVISIONS			TECHNICAL
L A S I M S.p.A	1	24/11/04		
	2	01/12/04		
	3	28/12/04		
	4	14/04/05		

CODE: 0 4 0 0 4 _ 0 1

DATE: 2 4 1 1 0 4

TEAM SISTEMI
SERVIZIO PROGETTAZIONE ELETTRICA

DRAWING: 1 0 0 0 T 0 1

REFERENCE

LASIM – PRESSA ROVETTA 1000T (D.E.) MAT.18

SCHEMI ELETTRICI

SHEET 25 26

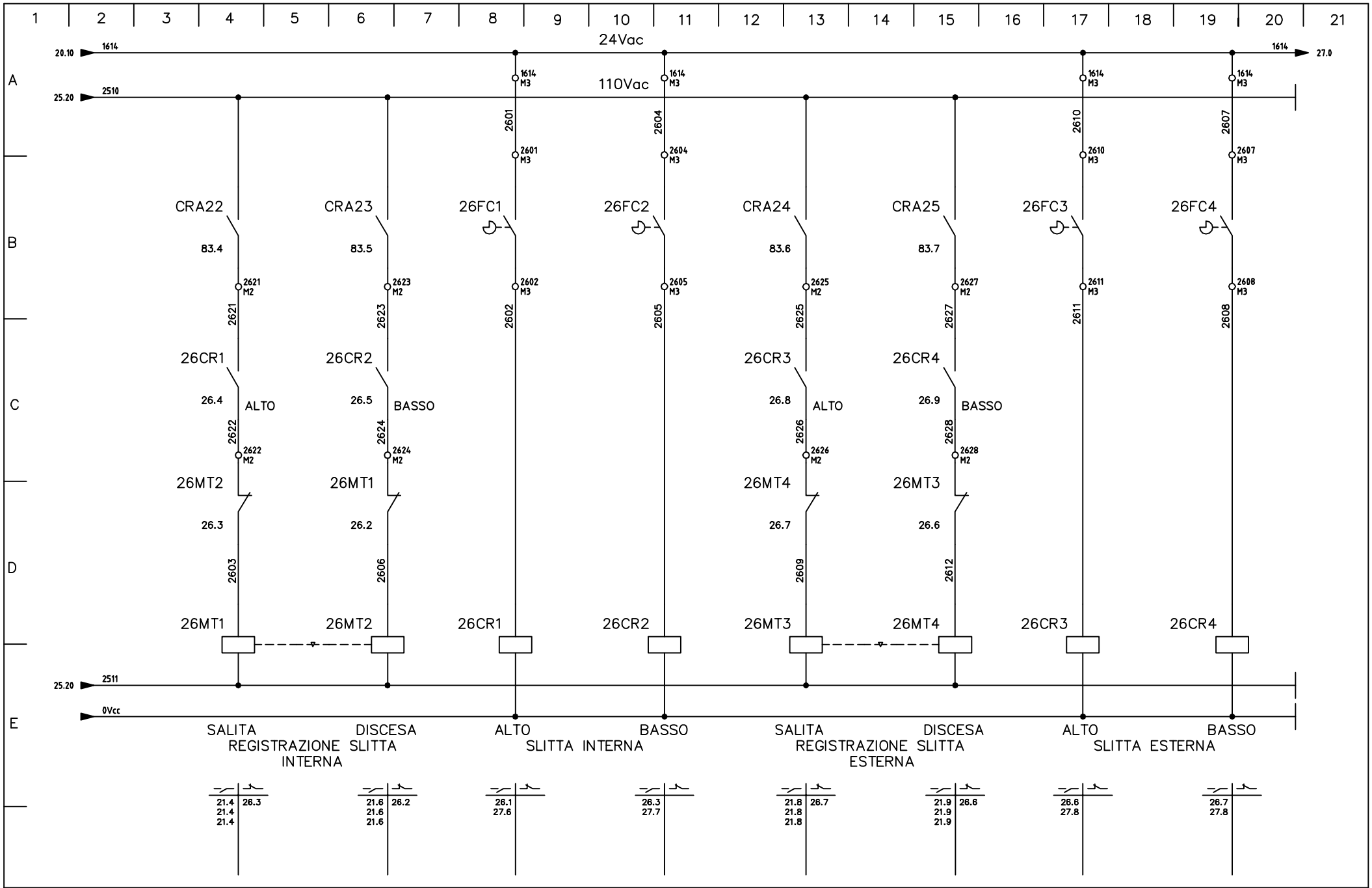

CUSTOMER	L A S I M S.p.A

REVISIONS			TECHNICAL
1	24/11/04		
2	01/12/04		
3	28/12/04		
4	14/04/05		

CODE 0 4 0 0 4 _ 0 1
DATE 2 4 1 1 0 4

TEAM SISTEMI
SERVIZIO PROGETTAZIONE ELETTRICA

DRAWING 1 0 0 0 T 0 1
REFERENCE

LASIM – PRESSA ROVETTA 1000T (D.E.) MAT.18
SCHEMI ELETTRICI
SHEET 26 27

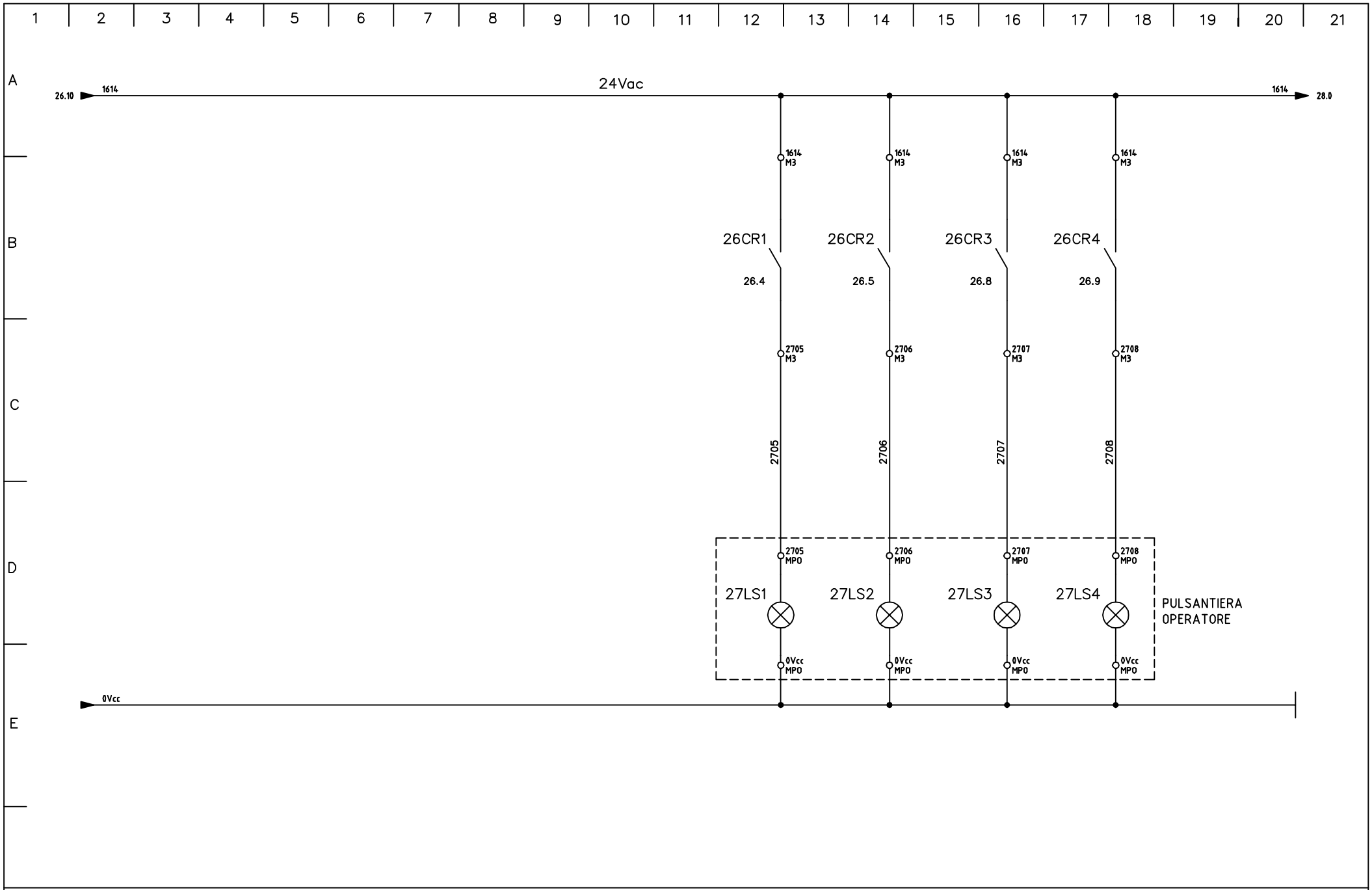

CUSTOMER		REVISIONS			TECHNICAL
L A S I M S.p.A		1	24/11/04		
		2	01/12/04		
		3	28/12/04		
		4	14/04/05		

CODE: 0 4 0 0 4 _ 0 1

DATE: 2 4 1 1 0 4

TEAM SISTEMI
SERVIZIO PROGETTAZIONE ELETTRICA

DRAWING: 1 0 0 0 T 0 1

REFERENCE

LASIM – PRESSA ROVETTA 1000T (D.E.) MAT.18

SCHEMI ELETTRICI

SHEET 27 28

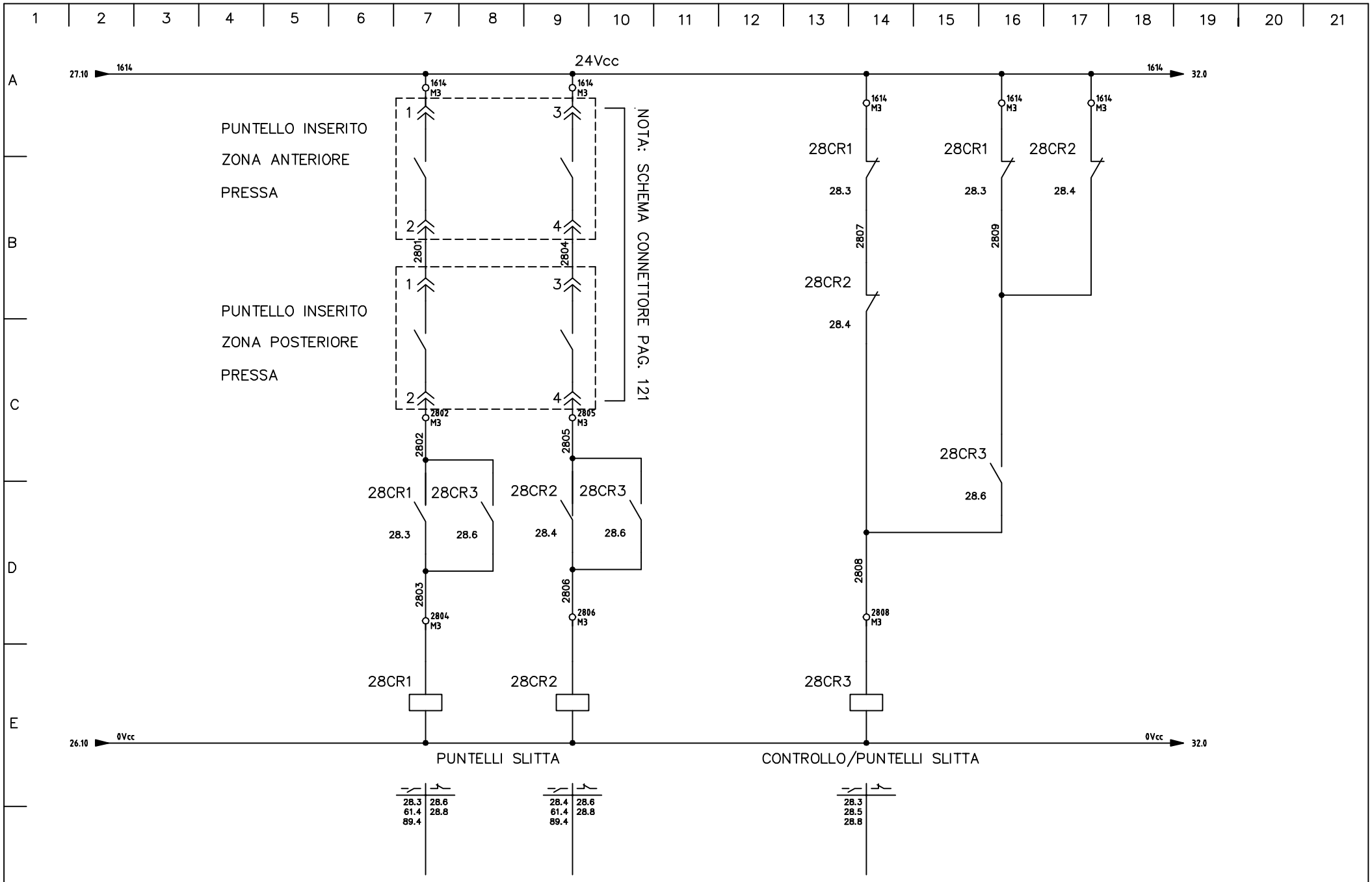

CUSTOMER	REVISIONS			TECHNICAL
L A S I M S.p.A	1	24/11/04		
	2	01/12/04		
	3	28/12/04		
	4	14/04/05		

CODE: 0 4 0 0 4 _ 0 1
DATE: 2 4 1 1 0 4

TEAM SISTEMI
SERVIZIO PROGETTAZIONE ELETTRICA

DRAWING: 1 0 0 0 T 0 1
REFERENCE

LASIM – PRESSA ROVETTA 1000T (D.E.) MAT.18
SCHEMI ELETTRICI
SHEET 28 30

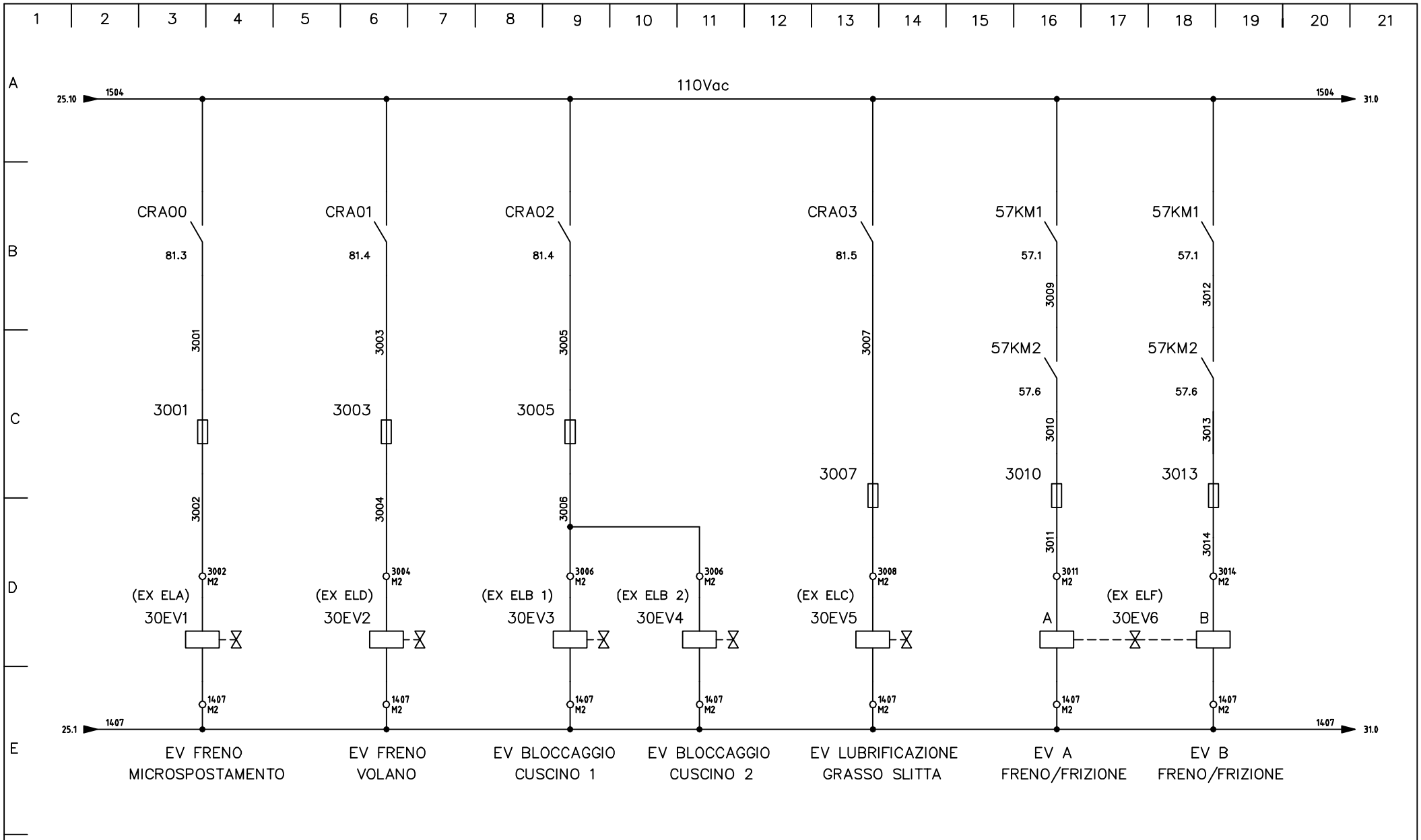

CUSTOMER	L A S I M S.p.A

REVISIONS			TECHNICAL
1	24/11/04		
2	01/12/04		
3	28/12/04		
4	14/04/05		

CODE 0 4 0 0 4 _ 0 1

DATE 2 4 1 1 0 4

TEAM SISTEMI

SERVIZIO PROGETTAZIONE ELETTRICA

DRAWING 1 0 0 0 T 0 1

REFERENCE

LASIM – PRESSA ROVETTA 1000T (D.E.) MAT.18

SCHEMI ELETTRICI

SHEET 30 31



CUSTOMER	REVISIONS			TECHNICAL
L A S I M S.p.A	1	24/11/04		
	2	01/12/04		
	3	28/12/04		
	4	14/04/05		

CODE: 0 4 0 0 4 _ 0 1
DATE: 2 4 1 1 0 4

TEAM SISTEMI
SERVIZIO PROGETTAZIONE ELETTRICA

DRAWING: 1 0 0 0 T 0 1
REFERENCE:

LASIM – PRESSA ROVETTA 1000T (D.E.) MAT.18
SCHEMI ELETTRICI

SHEET 31 32

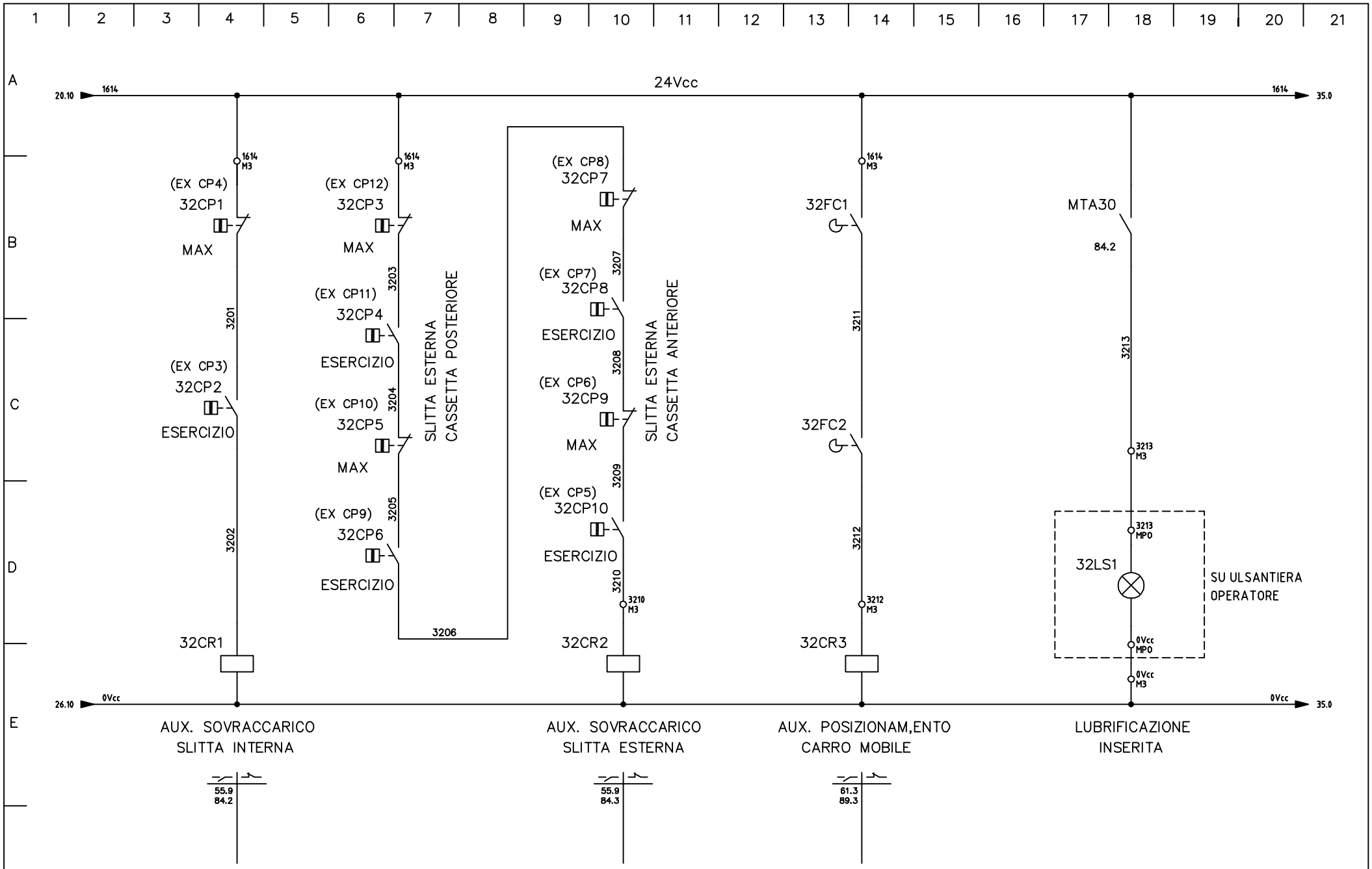

CUSTOMER	REVISIONS			TECHNICAL
L A S I M S.p.A	1	24/11/04		
	2	01/12/04		
	3	28/12/04		
	4	14/04/05		

CODE: 0 4 0 0 4 _ 0 1
DATE: 2 4 1 1 0 4

TEAM SISTEMI
SERVIZIO PROGETTAZIONE ELETTRICA

DRAWING: 1 0 0 0 T 0 1
REFERENCE

LASIM – PRESSA ROVETTA 1000T (D.E.) MAT.18
SCHEMI ELETTRICI
SHEET 32 35

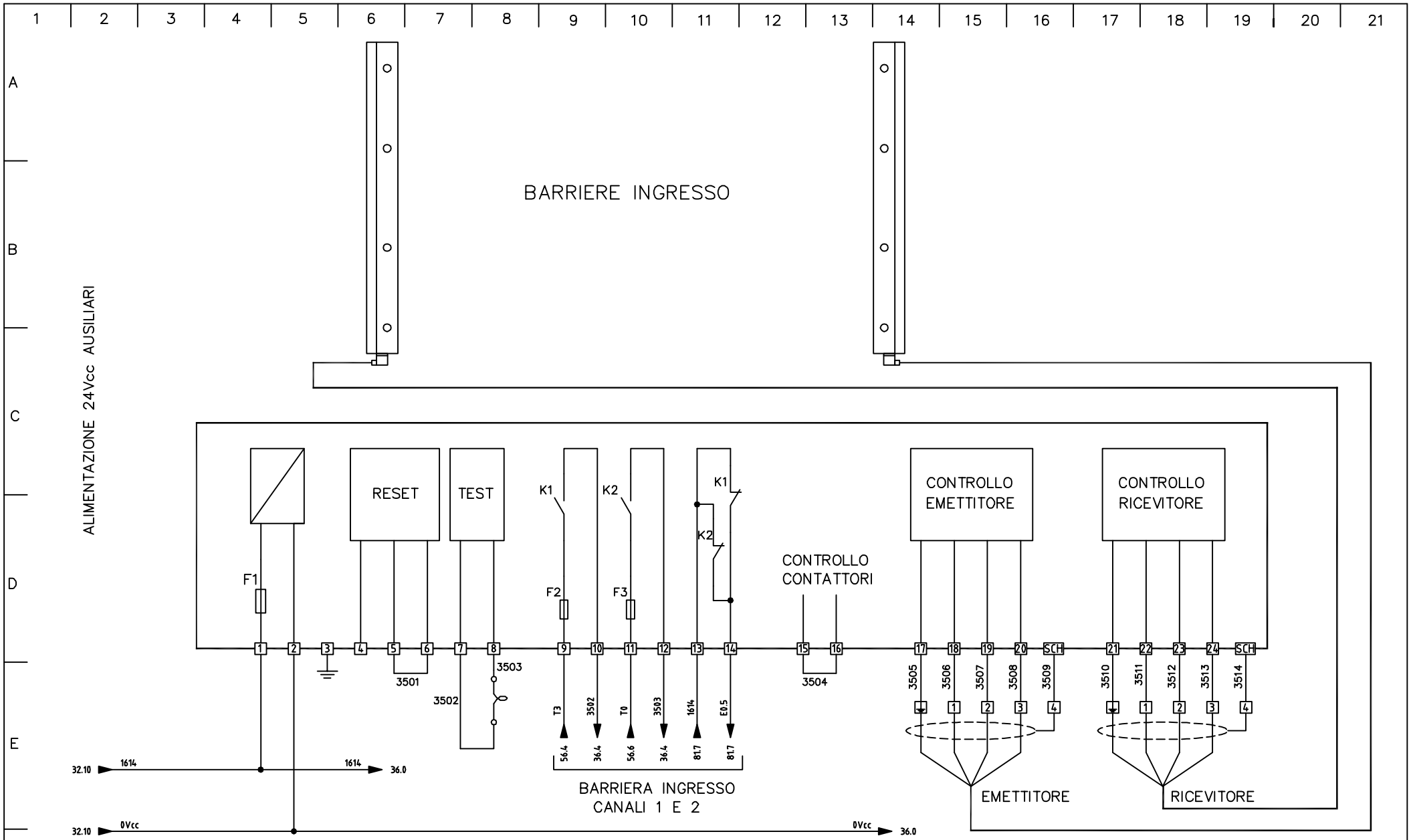

CUSTOMER	L A S I M S.p.A

REVISIONS			TECHNICAL
1	24/11/04		
2	01/12/04		
3	28/12/04		
4	14/04/05		

CODE 0 4 0 0 4 _ 0 1
DATE 2 4 1 1 0 4

TEAM SISTEMI
SERVIZIO PROGETTAZIONE ELETTRICA

DRAWING 1 0 0 0 T 0 1
REFERENCE

LASIM – PRESSA ROVETTA 1000T (D.E.) MAT.18
SCHEMI ELETTRICI
SHEET 35 36

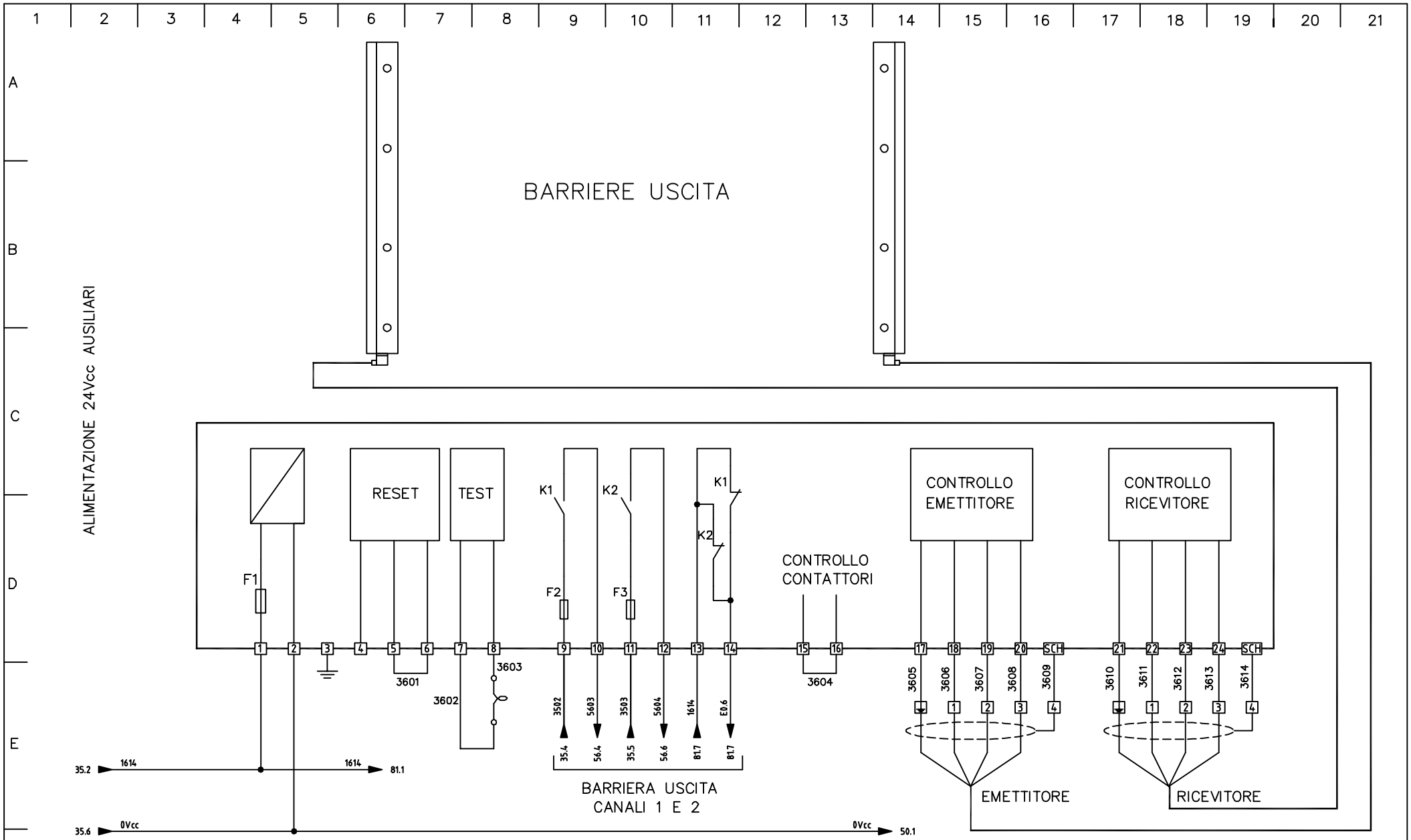

CUSTOMER	REVISIONS			TECHNICAL
L A S I M S.p.A	1	24/11/04		
	2	01/12/04		
	3	28/12/04		
	4	14/04/05		

CODE: 0 4 0 0 4 _ 0 1
DATE: 2 4 1 1 0 4

TEAM SISTEMI
SERVIZIO PROGETTAZIONE ELETTRICA

DRAWING: 1 0 0 0 T 0 1
REFERENCE

LASIM – PRESSA ROVETTA 1000T (D.E.) MAT.18
SCHEMI ELETTRICI

SHEET 36 37

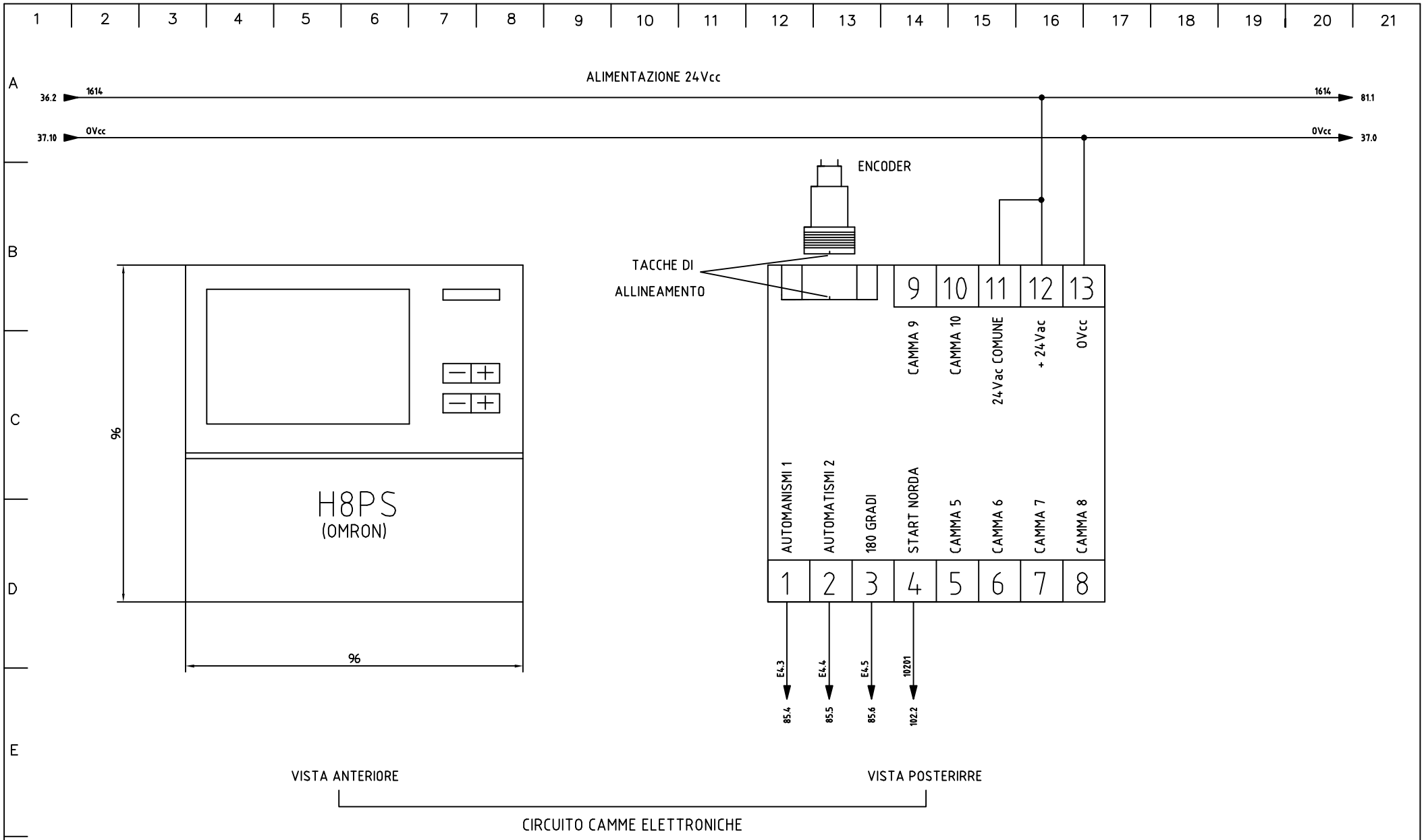

CUSTOMER	REVISIONS			TECHNICAL	CODE	DATE	DRAWING	REFERENCE
L A S I M S.p.A	1	24/11/04			0 4 0 0 4 _ 0 1	2 4 1 1 0 4	1 0 0 0 T 0 1	
	2	01/12/04						
	3	28/12/04						
	4	14/04/05						

TEAM SISTEMI
SERVIZIO PROGETTAZIONE ELETTRICA

LASIM – PRESSA ROVETTA 1000T (D.E.) MAT.18
SCHEMI ELETTRICI

SHEET 37 40

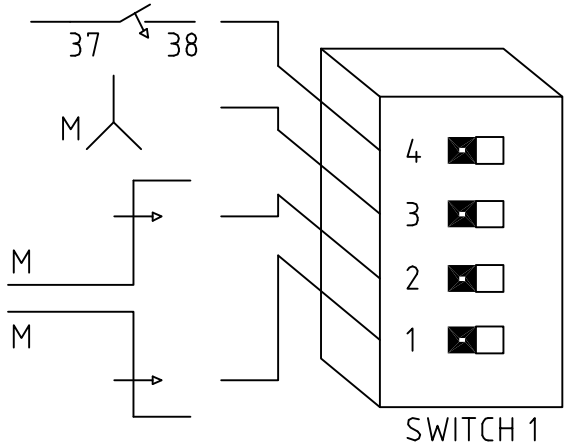

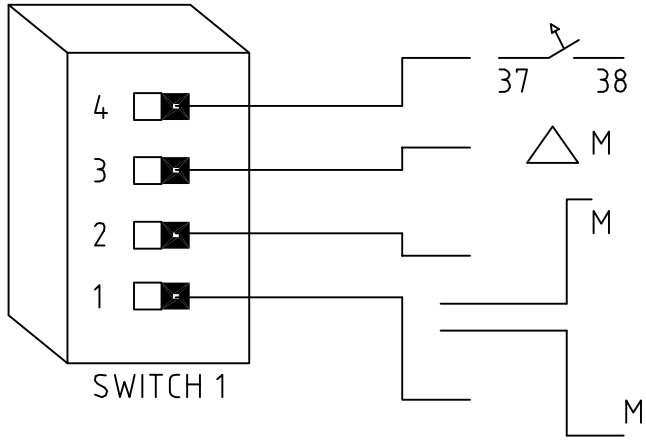

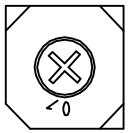

CUSTOMER	L A S I M S.p.A	REVISIONS	1 24/11/04	TECHNICAL	
			2 01/12/04		
			3 28/12/04		
			4 14/04/05		

CODE 0 4 0 0 4 _ 0 1
DATE 2 4 1 1 0 4

TEAM SISTEMI
SERVIZIO PROGETTAZIONE ELETTRICA

DRAWING 1 0 0 0 T 0 1
REFERENCE

LASIM – PRESSA ROVETTA 1000T (D.E.) MAT.18
SCHEMI ELETTRICI
SHEET 40 50

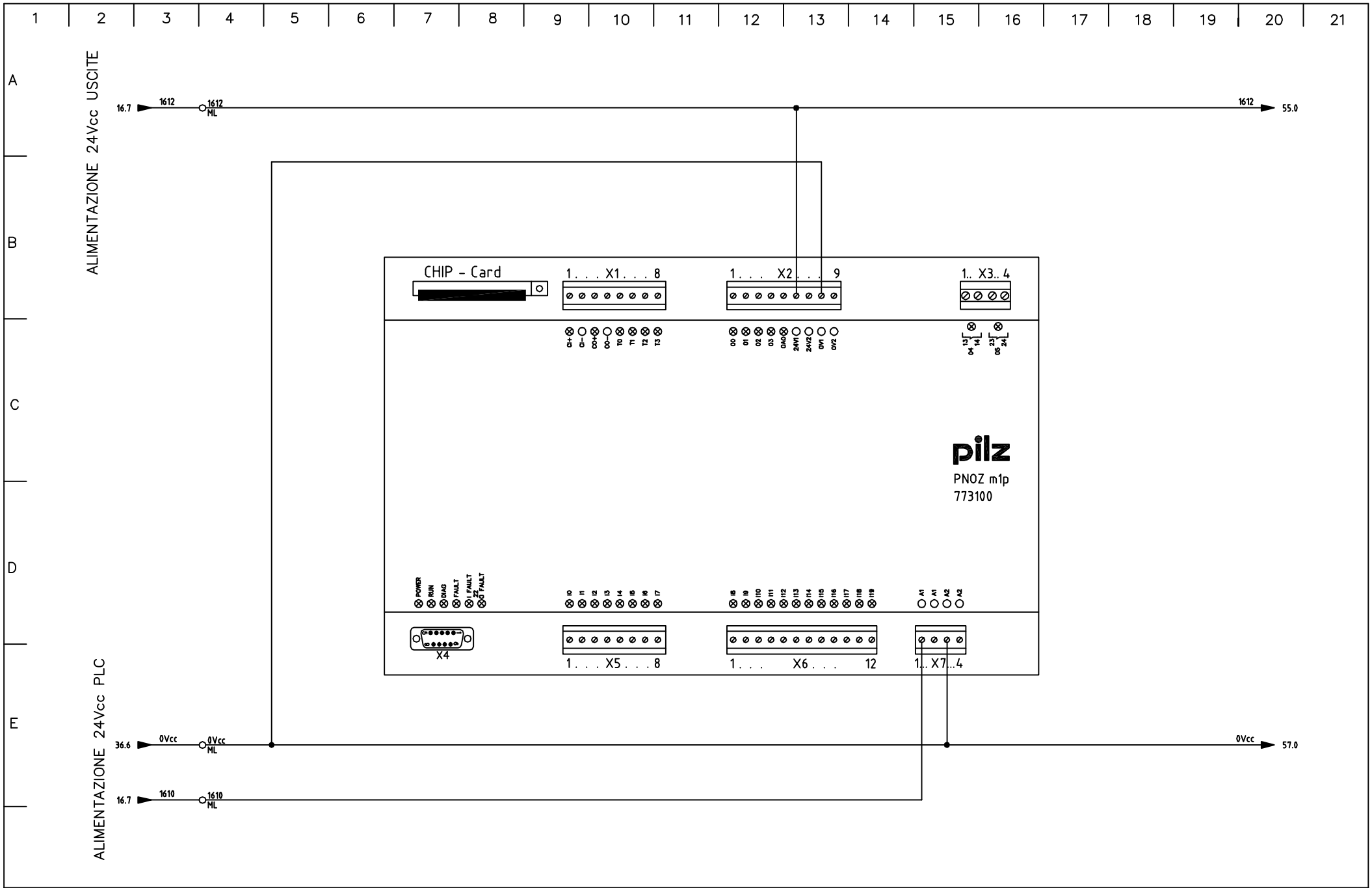

CUSTOMER		REVISIONS			TECHNICAL
L A S I M S.p.A		1	24/11/04		
		2	01/12/04		
		3	28/12/04		
		4	14/04/05		

CODE: 0 4 0 0 4 _ 0 1

DATE: 2 4 1 1 0 4

TEAM SISTEMI

SERVIZIO PROGETTAZIONE ELETTRICA

DRAWING: 1 0 0 0 T 0 1

REFERENCE

LASIM – PRESSA ROVETTA 1000T (D.E.) MAT.18

SCHEMI ELETTRICI

SHEET 50 51

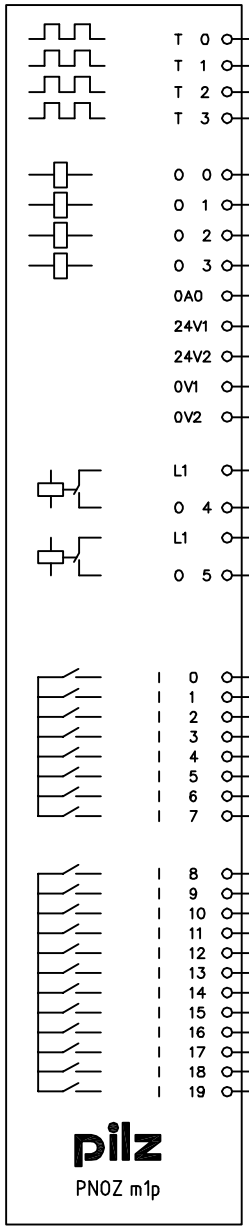

-X1 : 5	TRIGGER 0
-X1 : 6	TRIGGER 1
-X1 : 7	TRIGGER 2
-X1 : 8	TRIGGER 3
-X2 : 1	CONTATTORE 1 COMANDO VALVOLA FRENO/FRIZIONE
-X2 : 2	CONTATTORE 2 COMANDO VALVOLA FRENO/FRIZIONE
-X2 : 3	FAULT (AVARIA CAMME)
-X2 : 4	ABILITA REGOLAZIONE COMANDO PRESSA
-X2 : 5	-X2 : 5
-X2 : 6	-X2 : 6
-X2 : 7	-X2 : 7
-X2 : 8	-X2 : 8
-X2 : 9	-X2 : 9
-X3 : 1	EMERGENZA PRESSA OK A NORDA - CANALE 1
-X3 : 2	EMERGENZA PRESSA OK A NORDA - CANALE 1
-X3 : 3	EMERGENZA PRESSA OK A NORDA - CANALE 1
-X3 : 4	EMERGENZA PRESSA OK A NORDA - CANALE 1
-X5 : 1	EMERGENZA NC1
-X5 : 2	EMERGENZA NC2
-X5 : 3	BIMANUALE 1 ANTERIORE DX
-X5 : 4	BIMANUALE 1 ANTERIORE DX
-X5 : 5	BIMANUALE 1 ANTERIORE SX
-X5 : 6	BIMANUALE 1 ANTERIORE SX
-X5 : 7	BIMANUALE 2 POSTERIORE DX
-X5 : 8	BIMANUALE 2 POSTERIORE DX
-X6 : 1	BIMANUALE 2 POSTERIORE SX
-X6 : 2	BIMANUALE 2 POSTERIORE SX
-X6 : 3	RESET
-X6 : 4	RISERVA
-X6 : 5	SELETT. CICLO PRESSA REGOLAZIONE SLITTE
-X6 : 6	SELETT. CICLO PRESSA COLPO SINGOLO (MANUALE)
-X6 : 7	SELETT. CICLO PRESSA AUTOMATICO (CONTINUO)
-X6 : 8	CONTROLLO SOVRACCARICO SLITTE
-X6 : 9	CAMMA PUNTO MORTO INFERIORE
-X6 : 10	CAMMA PUNTO MORTO SUPERIORE
-X6 : 11	CONTROLLO CANALE 1 BARRIERE
-X6 : 12	CONTROLLO CANALE 2 BARRIERE

CUSTOMER: L A S I M S.p.A

REVISIONS		
1	24/11/04	TECHNICAL
2	01/12/04	
3	28/12/04	
4	14/04/05	

CODE: 0 4 0 0 4 _ 0 1
DATE: 2 4 1 1 0 4

TEAM SISTEMI
SERVIZIO PROGETTAZIONE ELETTRICA

DRAWING: 1 0 0 0 T 0 1
REFERENCE:

LASIM - PRESSA ROVETTA 1000T (D.E.) MAT.18
SCHEMI ELETTRICI



CUSTOMER	LASIM S.p.A

REVISIONS			TECHNICAL
1	24/11/04		
2	01/12/04		
3	28/12/04		
4	14/04/05		

CODE 0 4 0 0 4 _ 0 1
DATE 2 4 1 1 0 4

TEAM SISTEMI
SERVIZIO PROGETTAZIONE ELETTRICA

DRAWING 1 0 0 0 T 0 1
REFERENCE

LASIM – PRESSA ROVETTA 1000T (D.E.) MAT.18
SCHEMI ELETTRICI
SHEET 52 53

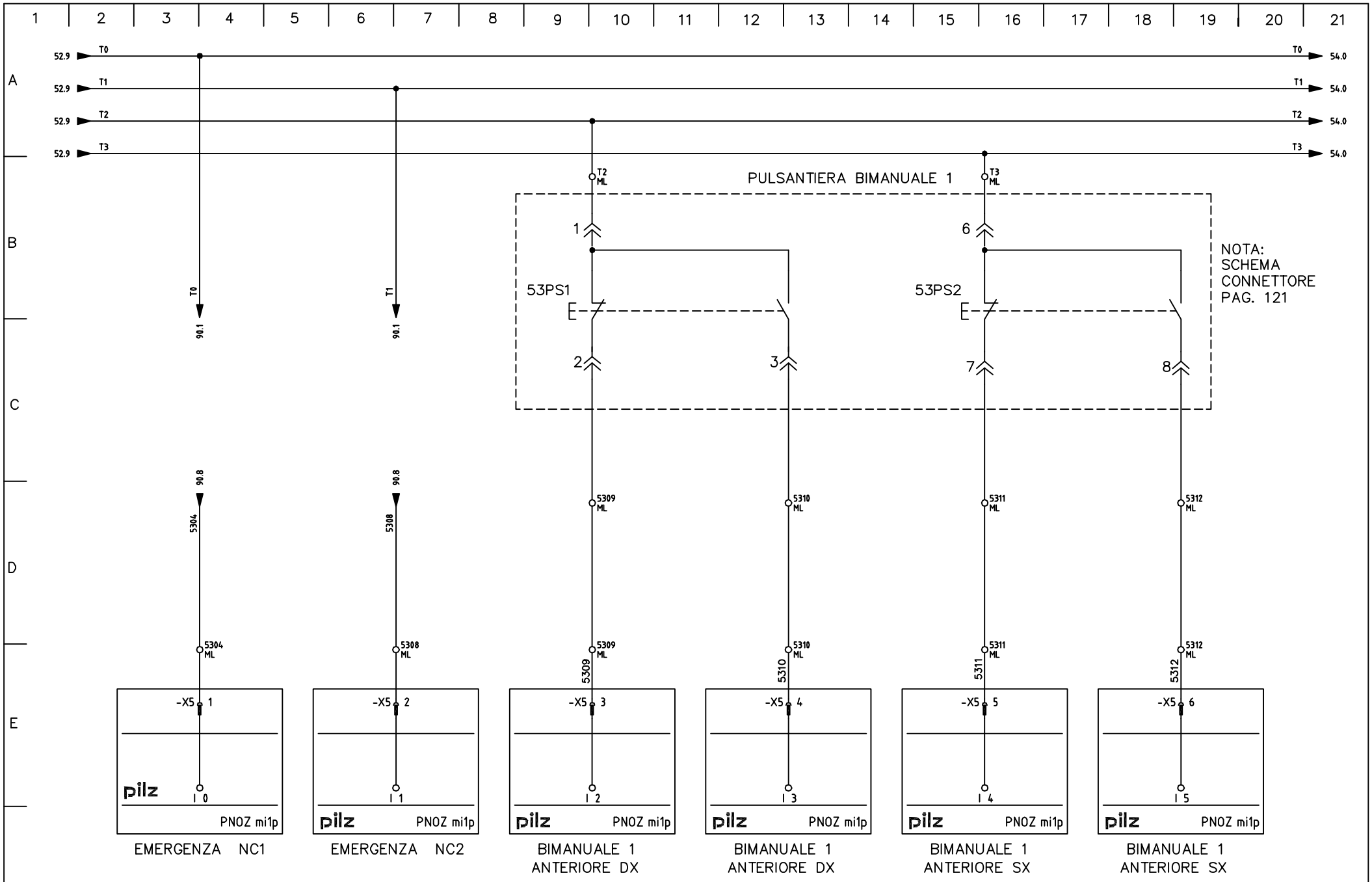

CUSTOMER	L A S I M S.p.A

REVISIONS			TECHNICAL
1	24/11/04		
2	01/12/04		
3	28/12/04		
4	14/04/05		

CODE 0 4 0 0 4 _ 0 1
DATE 2 4 1 1 0 4

TEAM SISTEMI
SERVIZIO PROGETTAZIONE ELETTRICA

DRAWING 1 0 0 0 T 0 1
REFERENCE

LASIM – PRESSA ROVETTA 1000T (D.E.) MAT.18
SCHEMI ELETTRICI
SHEET 53 54

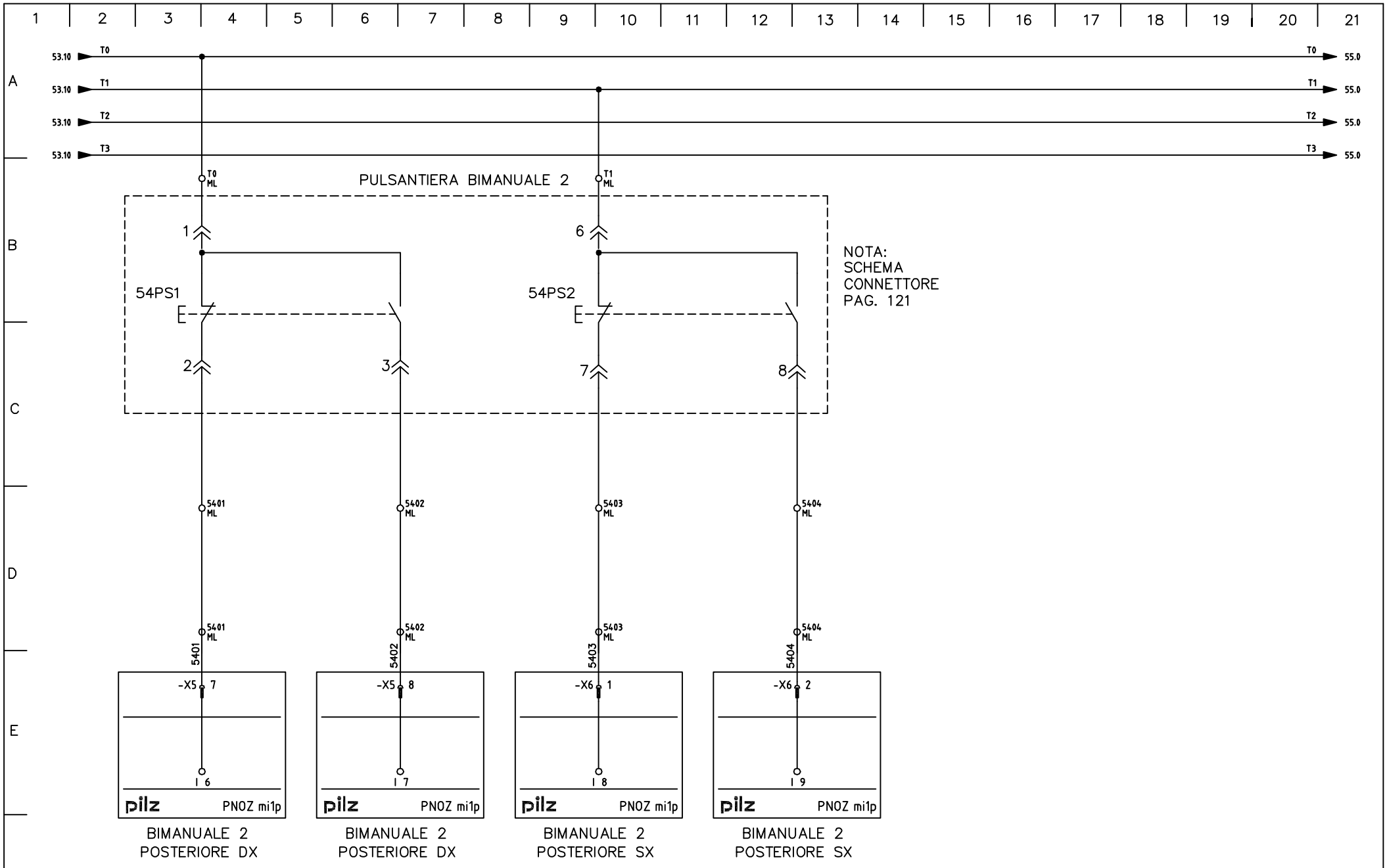

CUSTOMER	REVISIONS			TECHNICAL
L A S I M S.p.A	1	24/11/04		
	2	01/12/04		
	3	28/12/04		
	4	14/04/05		

CODE: 0 4 0 0 4 _ 0 1
DATE: 2 4 1 1 0 4

TEAM SISTEMI
SERVIZIO PROGETTAZIONE ELETTRICA

DRAWING: 1 0 0 0 T 0 1
REFERENCE

LASIM – PRESSA ROVETTA 1000T (D.E.) MAT.18
SCHEMI ELETTRICI
SHEET 54 55

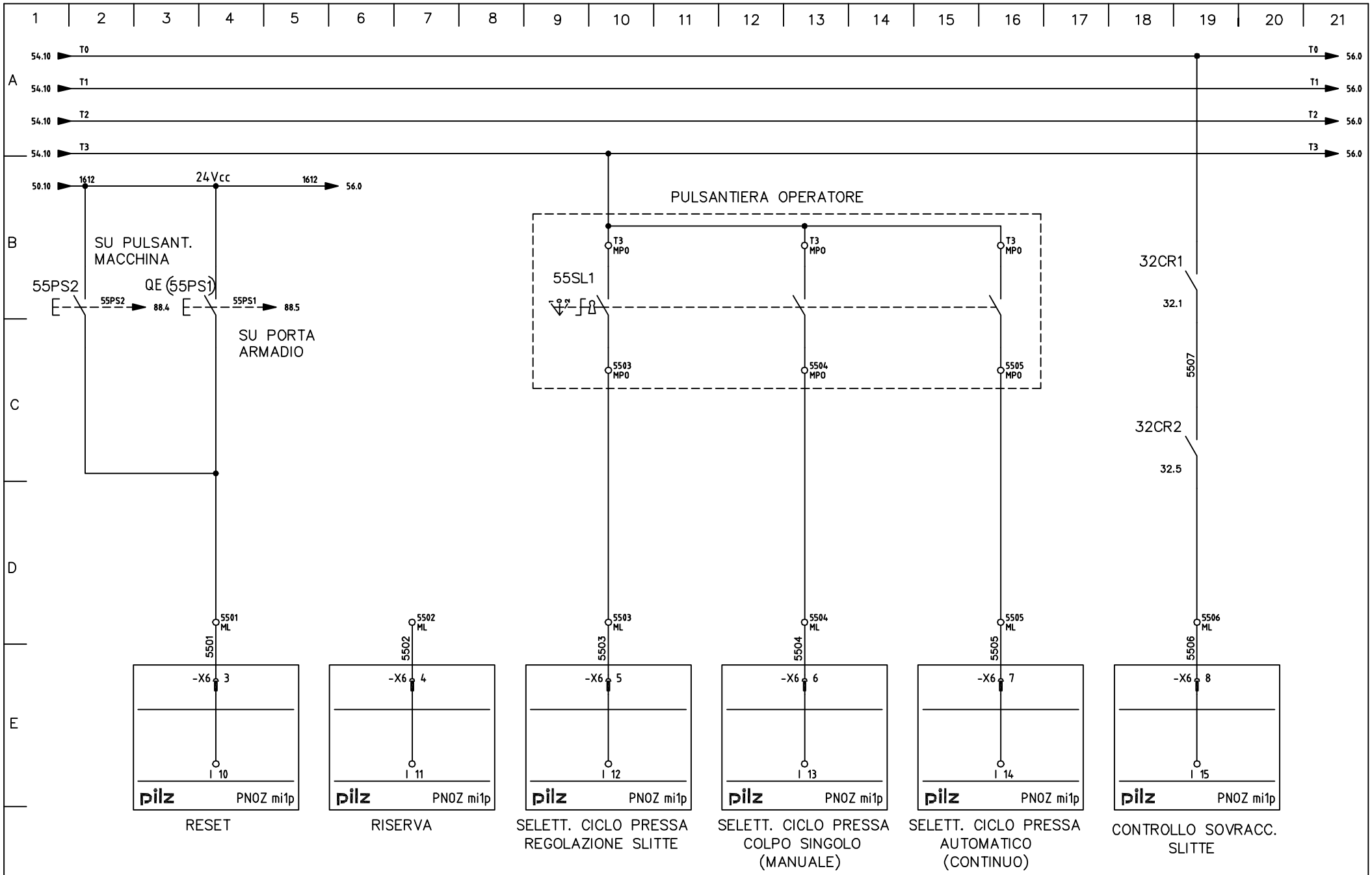

CUSTOMER	REVISIONS			TECHNICAL
L A S I M S.p.A	1	24/11/04		
	2	01/12/04		
	3	28/12/04		
	4	14/04/05		

CODE: 0 4 0 0 4 _ 0 1
DATE: 2 4 1 1 0 4

TEAM SISTEMI
SERVIZIO PROGETTAZIONE ELETTRICA

DRAWING: 1 0 0 0 T 0 1
REFERENCE

LASIM – PRESSA ROVETTA 1000T (D.E.) MAT.18
SCHEMI ELETTRICI
SHEET 55 56

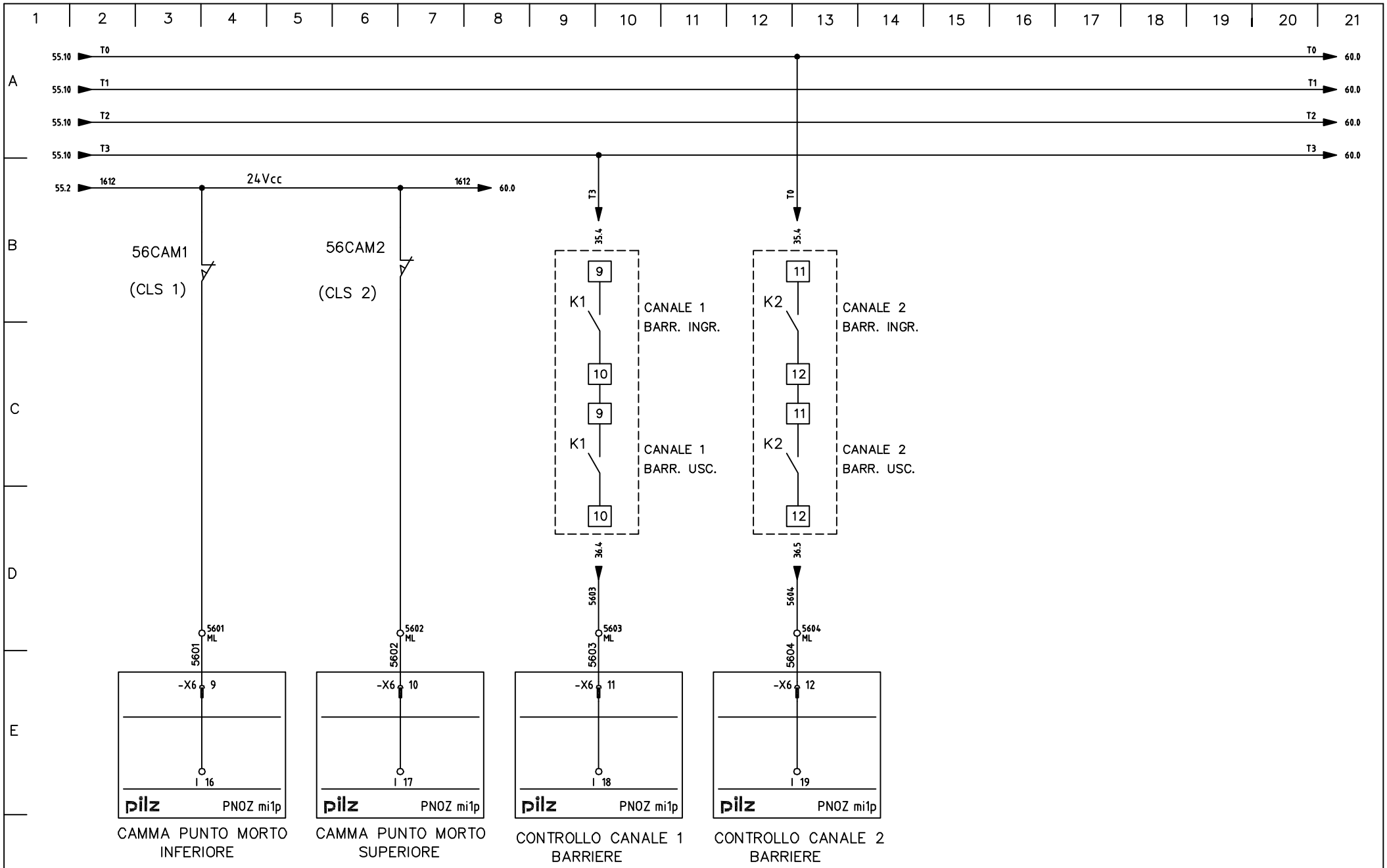

CUSTOMER	L A S I M S.p.A

REVISIONS			TECHNICAL
1	24/11/04		
2	01/12/04		
3	28/12/04		
4	14/04/05		

CODE 0 4 0 0 4 _ 0 1
DATE 2 4 1 1 0 4

TEAM SISTEMI
SERVIZIO PROGETTAZIONE ELETTRICA

DRAWING 1 0 0 0 T 0 1
REFERENCE

LASIM – PRESSA ROVETTA 1000T (D.E.) MAT.18
SCHEMI ELETTRICI
SHEET 56 57

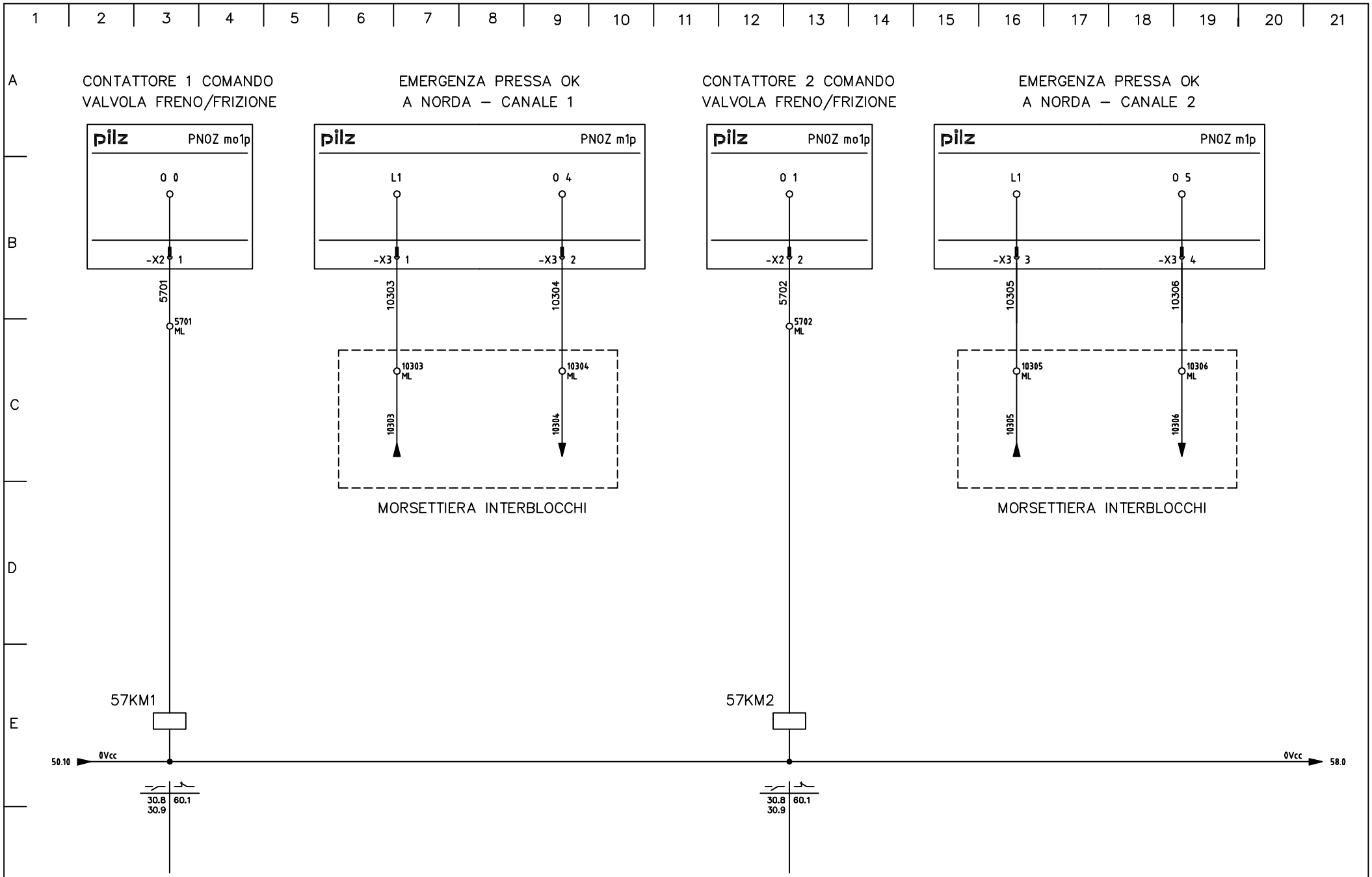

CUSTOMER	L A S I M S.p.A

REVISIONS			TECHNICAL
1	24/11/04		
2	01/12/04		
3	28/12/04		
4	14/04/05		

CODE 0 4 0 0 4 _ 0 1
DATE 2 4 1 1 0 4

TEAM SISTEMI
SERVIZIO PROGETTAZIONE ELETTRICA

DRAWING 1 0 0 0 T 0 1
REFERENCE

LASIM – PRESSA ROVETTA 1000T (D.E.) MAT.18
SCHEMI ELETTRICI
SHEET 57 58

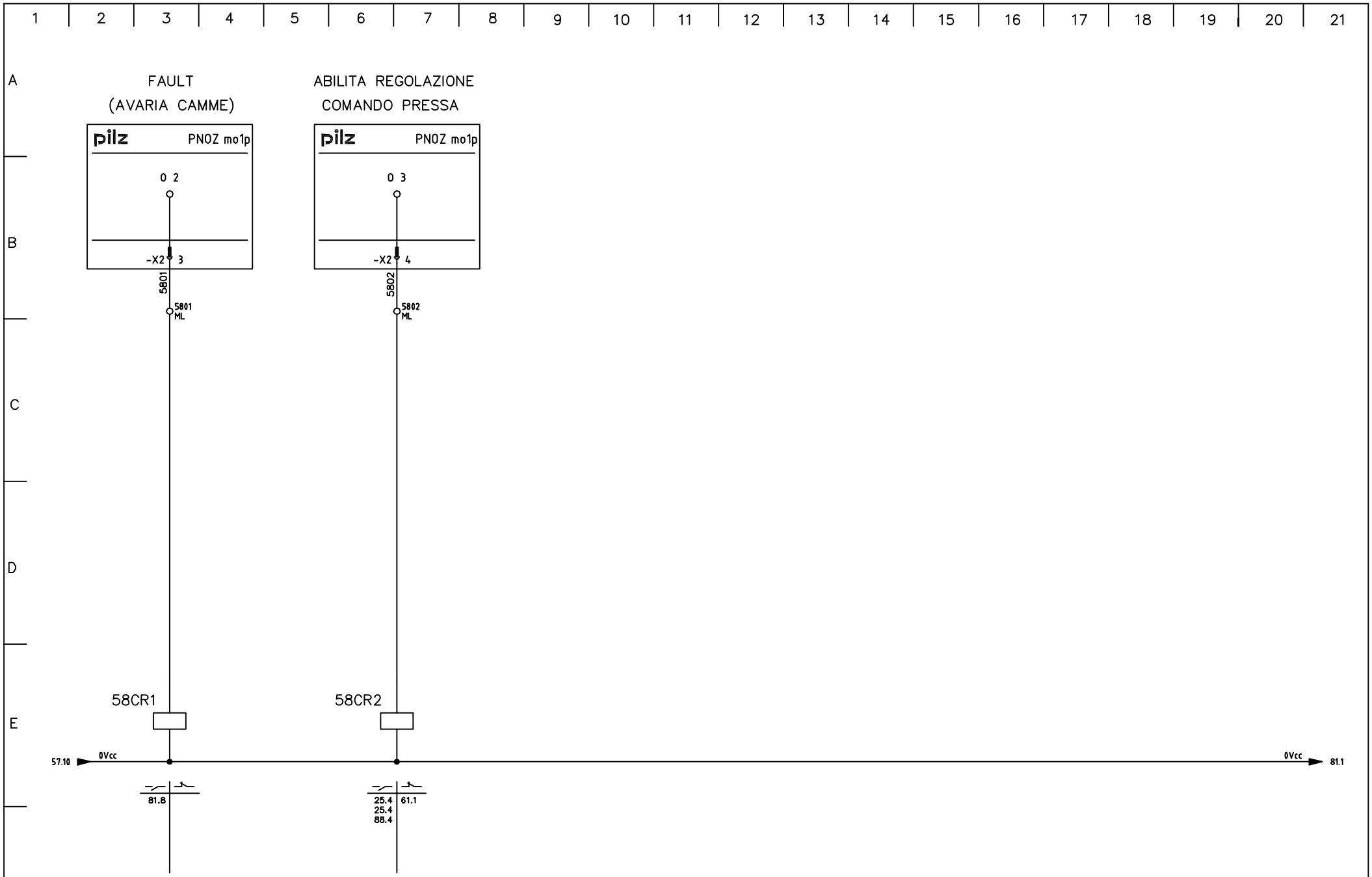

CUSTOMER	LASIM S.p.A

REVISIONS			TECHNICAL
1	24/11/04		
2	01/12/04		
3	28/12/04		
4	14/04/05		

CODE: 0 4 0 0 4 _ 0 1
DATE: 2 4 1 1 0 4

TEAM SISTEMI
SERVIZIO PROGETTAZIONE ELETTRICA

DRAWING: 1 0 0 0 T 0 1
REFERENCE:

LASIM – PRESSA ROVETTA 1000T (D.E.) MAT.18
SCHEMI ELETTRICI

SHEET 58 59

MODULO ESPANSIONE INGRESSI PNOZ mi1p

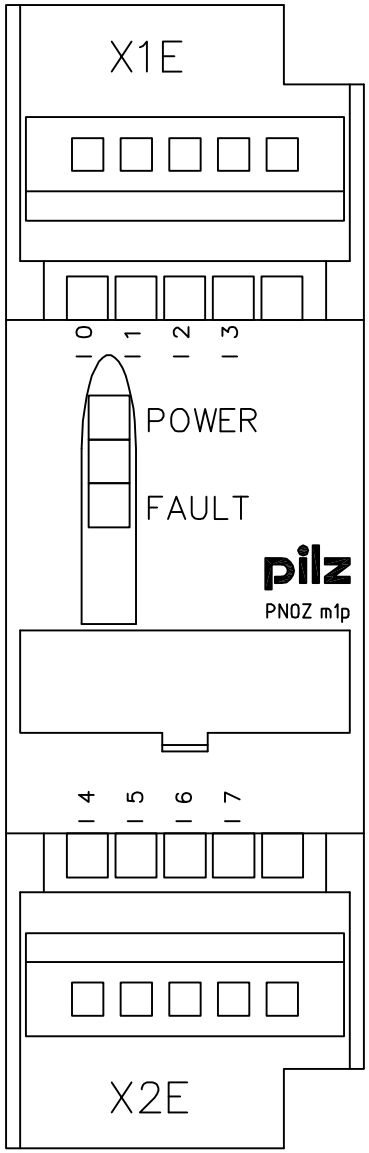

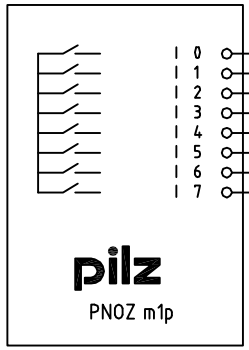

-X1E : 1	6002	CONTROLLO CONTATTORI COMANDO VALVOLA FRENO/FRIZIONE
-X1E : 2	6003	PULSANTE BIMANO 1/2 ABILITATE
-X1E : 3	6004	PULSANTE BIMANO 1 ABILITATA
-X1E : 4	6005	PULSANTE BIMANO 2 ABILITATA
-X2E : 1	6101	CONTROLLO CONTATTORE MOTORE MICROSPOSATAMENTO
-X2E : 2	6102	AUX. POSIZIONE CARRELLO MOBILE
-X2E : 3	6103	CONTROLLO PUNTELLI PRESSA INSERITI
-X2E : 4	6104	AUX CONSENSO PRESSA IN MOVIMENTO

CUSTOMER: L A S I M S.p.A

REVISIONS		
1	24/11/04	
2	01/12/04	
3	28/12/04	
4	14/04/05	

TECHNICAL

CODE: 0 4 0 0 4 _ 0 1
DATE: 2 4 1 1 0 4

TEAM SISTEMI
SERVIZIO PROGETTAZIONE ELETTRICA

DRAWING: 1 0 0 0 T 0 1
REFERENCE

LASIM – PRESSA ROVETTA 1000T (D.E.) MAT.18
SCHEMI ELETTRICI

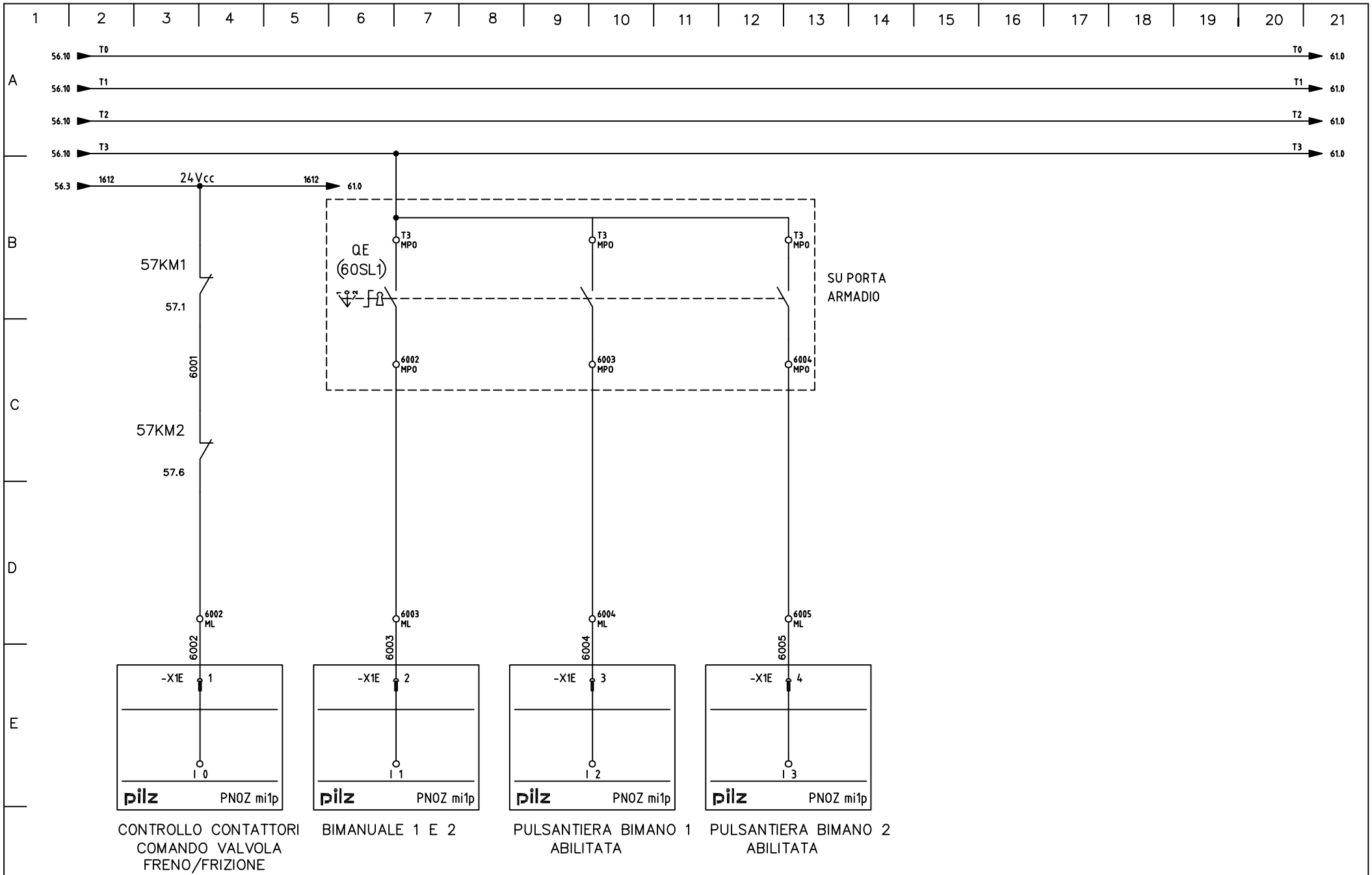

CUSTOMER	REVISIONS			TECHNICAL
L A S I M S.p.A	1	24/11/04		
	2	01/12/04		
	3	28/12/04		
	4	14/04/05		

CODE: 0 4 0 0 4 _ 0 1
DATE: 2 4 1 1 0 4

TEAM SISTEMI
SERVIZIO PROGETTAZIONE ELETTRICA

DRAWING: 1 0 0 0 T 0 1
REFERENCE

LASIM – PRESSA ROVETTA 1000T (D.E.) MAT.18
SCHEMI ELETTRICI
SHEET 60 61

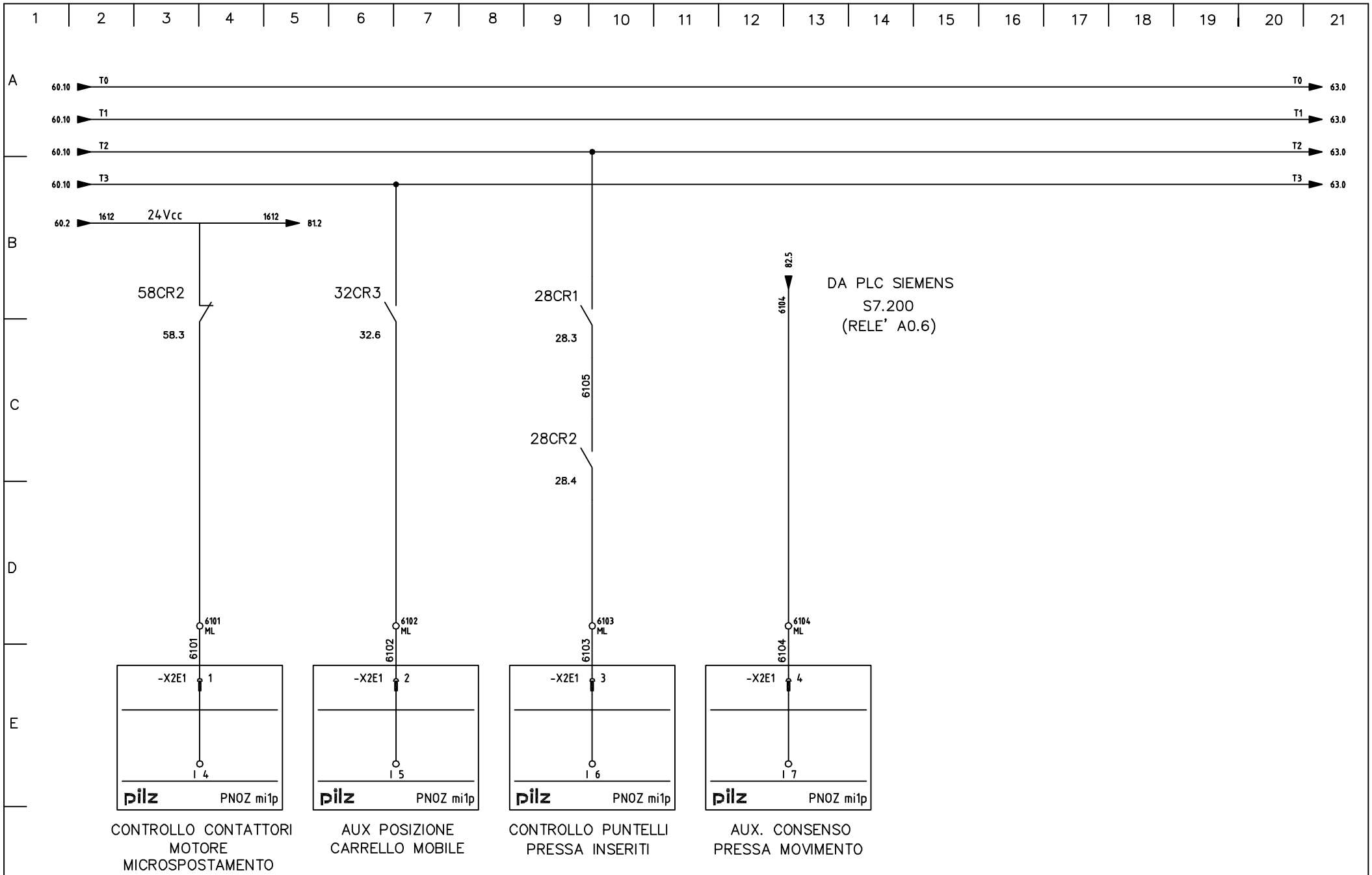

CUSTOMER	REVISIONS			TECHNICAL
L A S I M S.p.A	1	24/11/04		
	2	01/12/04		
	3	28/12/04		
	4	14/04/05		

CODE: 0 4 0 0 4 _ 0 1
DATE: 2 4 1 1 0 4

TEAM SISTEMI
SERVIZIO PROGETTAZIONE ELETTRICA

DRAWING: 1 0 0 0 T 0 1
REFERENCE

LASIM – PRESSA ROVETTA 1000T (D.E.) MAT.18
SCHEMI ELETTRICI
SHEET 61 62

MODULO ESPANSIONE INGRESSI PNOZ mi1p

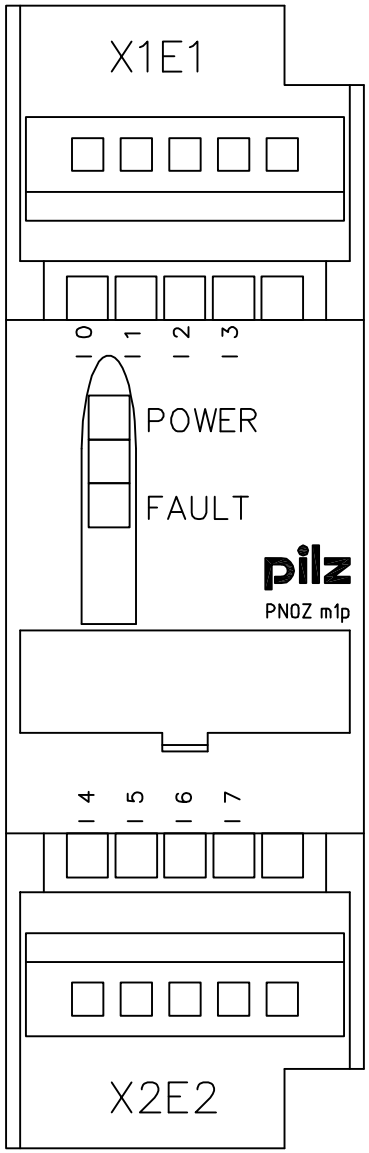

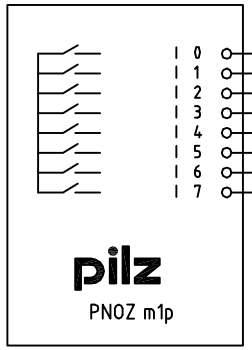

-X1E1 : 1	6301	EMERGENZA CANALE 1 E CANCELLI RIPRISTINATI DA NORDA
-X1E1 : 2	6302	EMERGENZA CANALE 2 E CANCELLI RIPRISTINATI DA NORDA
-X1E1 : 3	6303	STOP IMMEDIATO PRESSA DA NORDA
-X1E1 : 4	6304	RISERVA
-X2E2 : 1	6401	ABILITA DISCESA 1 DA NORDA
-X2E2 : 2	6402	ABILITA DISCESA 2 DA NORDA
-X2E2 : 3	6403	FUORI INGOMBRO DA NORDA
-X2E2 : 4	6404	RISERVA

CUSTOMER: L A S I M S.p.A

REVISIONS		TECHNICAL
1	24/11/04	
2	01/12/04	
3	28/12/04	
4	14/04/05	

CODE: 0 4 0 0 4 _ 0 1
DATE: 2 4 1 1 0 4

TEAM SISTEMI
SERVIZIO PROGETTAZIONE ELETTRICA

DRAWING: 1 0 0 0 T 0 1
REFERENCE:

LASIM – PRESSA ROVETTA 1000T (D.E.) MAT.18
SCHEMI ELETTRICI
SHEET 62 63

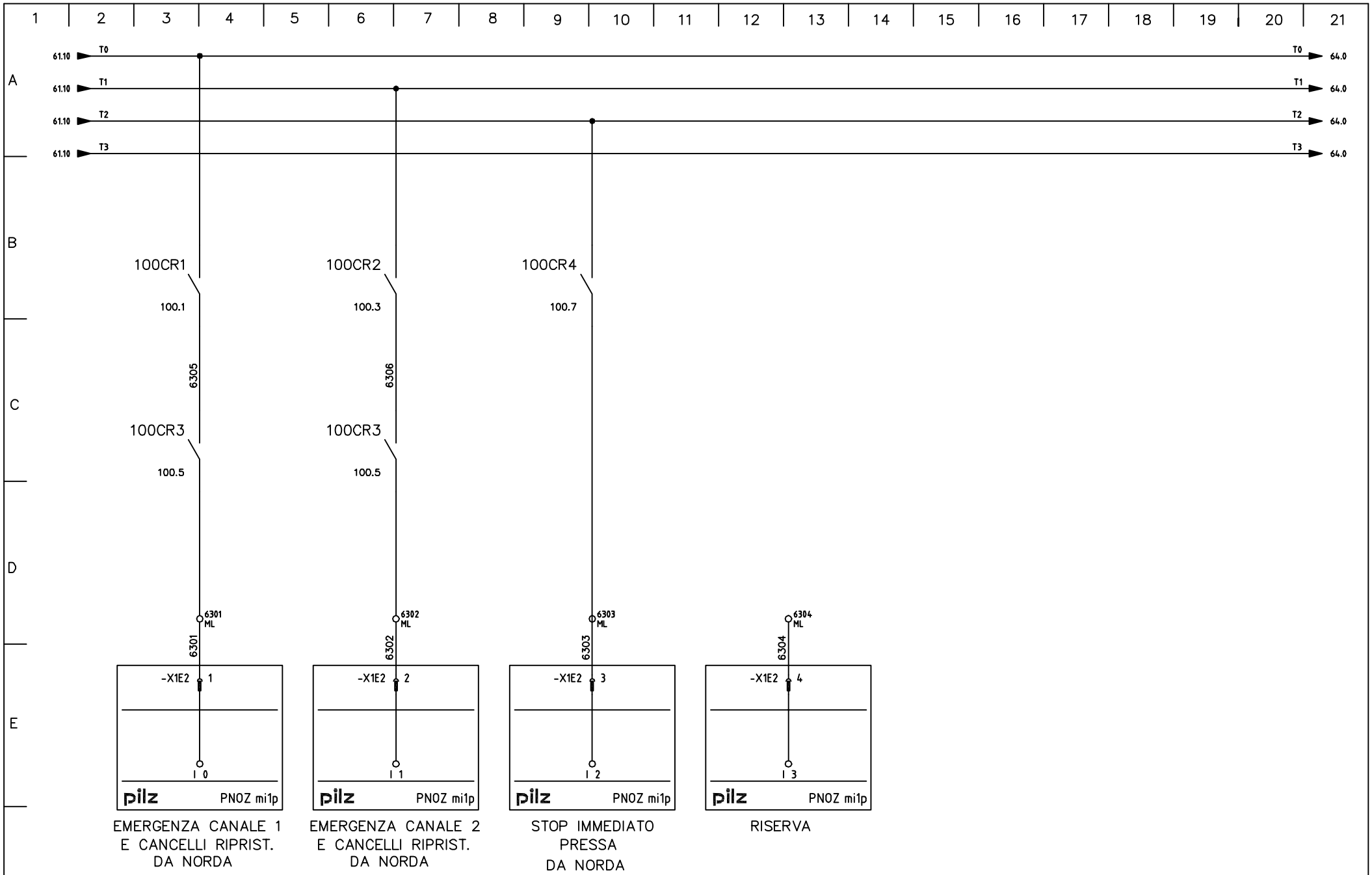

CUSTOMER	REVISIONS			TECHNICAL
L A S I M S.p.A	1	24/11/04		
	2	01/12/04		
	3	28/12/04		
	4	14/04/05		

CODE: 0 4 0 0 4 _ 0 1
DATE: 2 4 1 1 0 4

TEAM SISTEMI
SERVIZIO PROGETTAZIONE ELETTRICA

DRAWING: 1 0 0 0 T 0 1
REFERENCE

LASIM – PRESSA ROVETTA 1000T (D.E.) MAT.18
SCHEMI ELETTRICI

SHEET 63 64

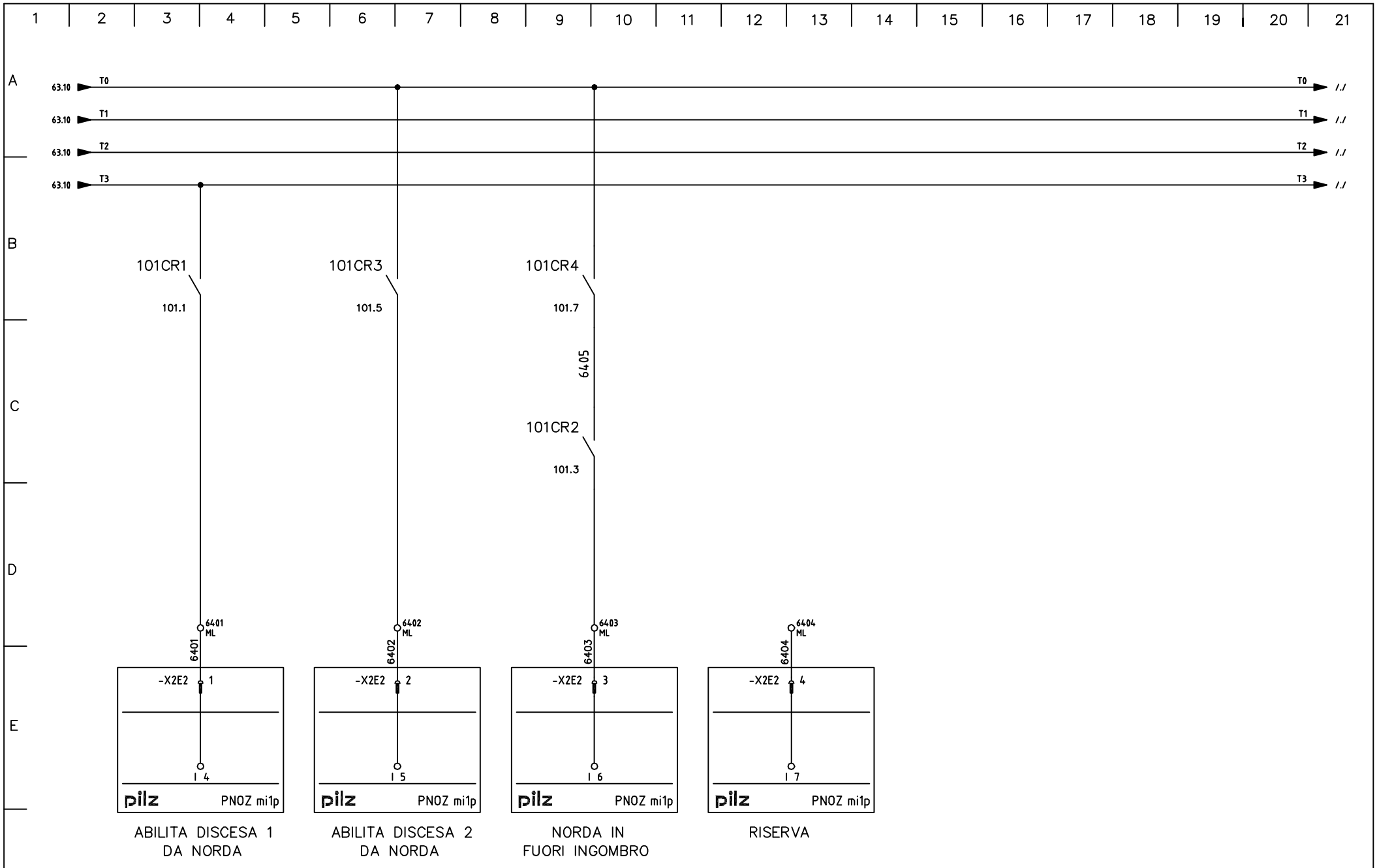

CUSTOMER	L A S I M S.p.A

REVISIONS			TECHNICAL
1	24/11/04		
2	01/12/04		
3	28/12/04		
4	14/04/05		

CODE 0 4 0 0 4 _ 0 1
DATE 2 4 1 1 0 4

TEAM SISTEMI
SERVIZIO PROGETTAZIONE ELETTRICA

DRAWING 1 0 0 0 T 0 1
REFERENCE

LASIM – PRESSA ROVETTA 1000T (D.E.) MAT.18
SCHEMI ELETTRICI

SHEET 64 80

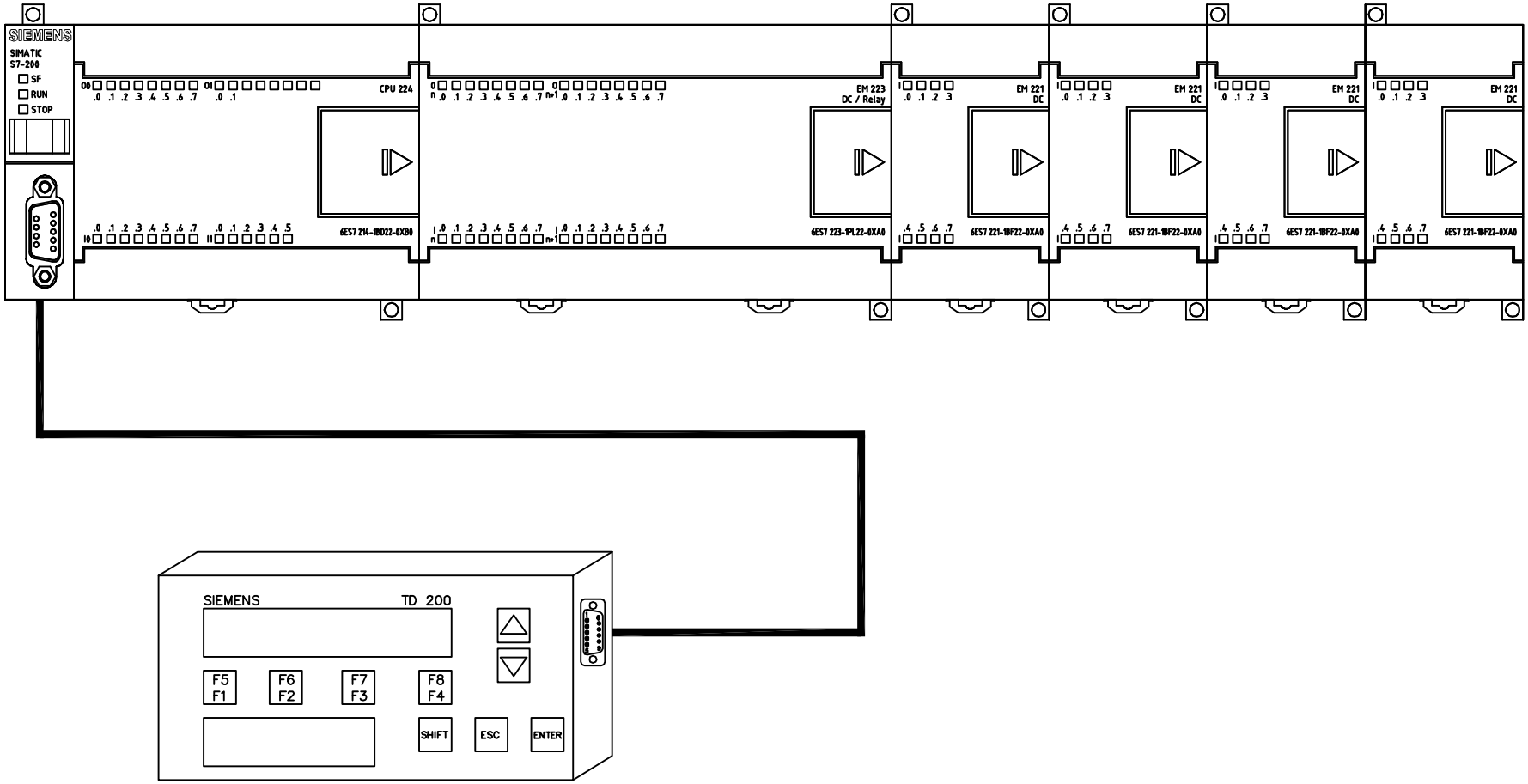

CUSTOMER	L A S I M S.p.A

REVISIONS			TECHNICAL
1	24/11/04		
2	01/12/04		
3	28/12/04		
4	14/04/05		

CODE 0 4 0 0 4 _ 0 1

DATE 2 4 1 1 0 4

TEAM SISTEMI

SERVIZIO PROGETTAZIONE ELETTRICA

DRAWING 1 0 0 0 T 0 1

REFERENCE

LASIM – PRESSA ROVETTA 1000T (D.E.) MAT.18

SCHEMI ELETTRICI

SHEET 80 81

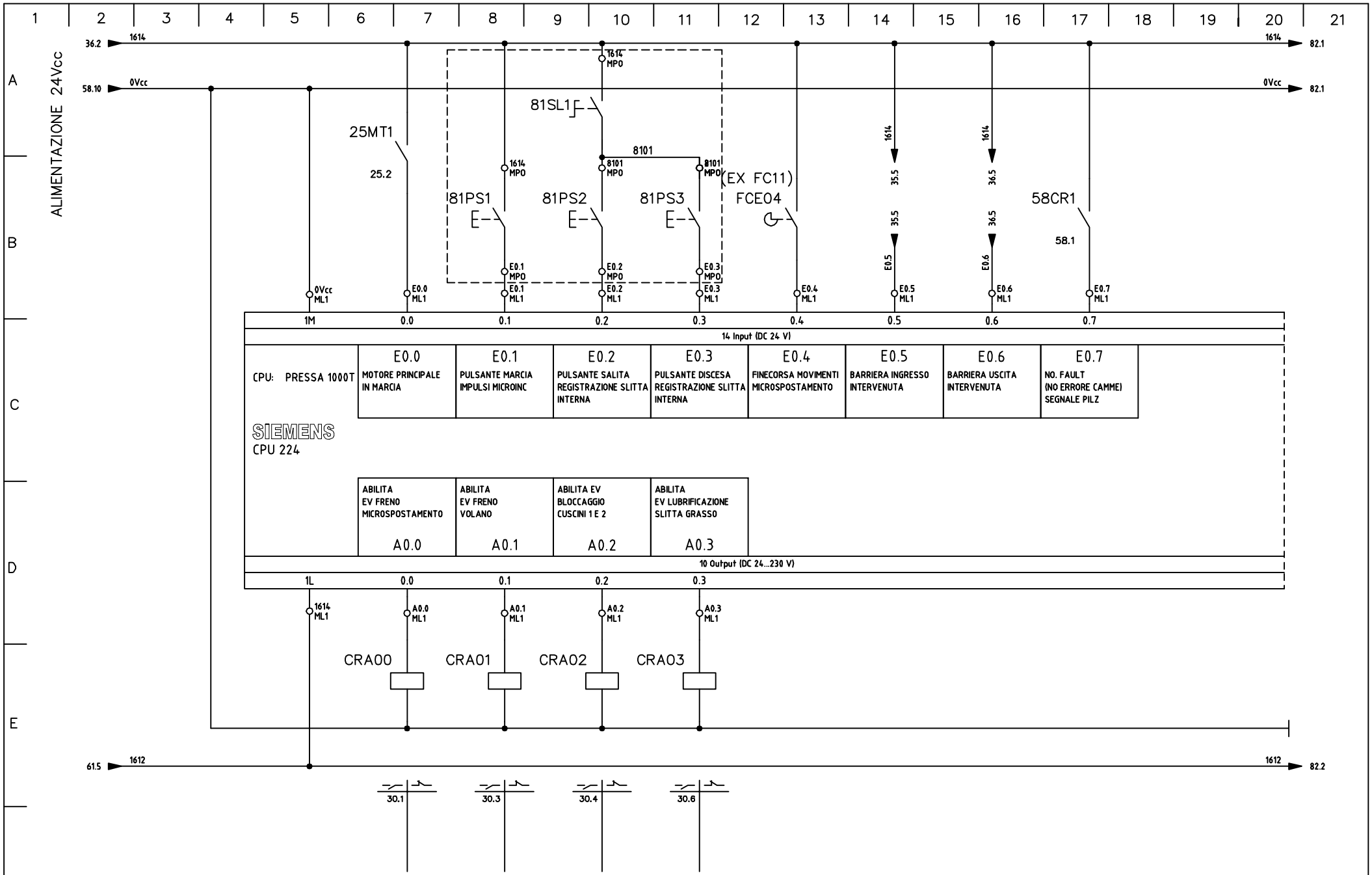

CUSTOMER	L A S I M S.p.A

REVISIONS			TECHNICAL
1	24/11/04		
2	01/12/04		
3	28/12/04		
4	14/04/05		

CODE 0 4 0 0 4 _ 0 1

DATE 2 4 1 1 0 4

TEAM SISTEMI

SERVIZIO PROGETTAZIONE ELETTRICA

DRAWING 1 0 0 0 T 0 1

REFERENCE

LASIM – PRESSA ROVETTA 1000T (D.E.) MAT.18

SCHEMI ELETTRICI

SHEET 81 82

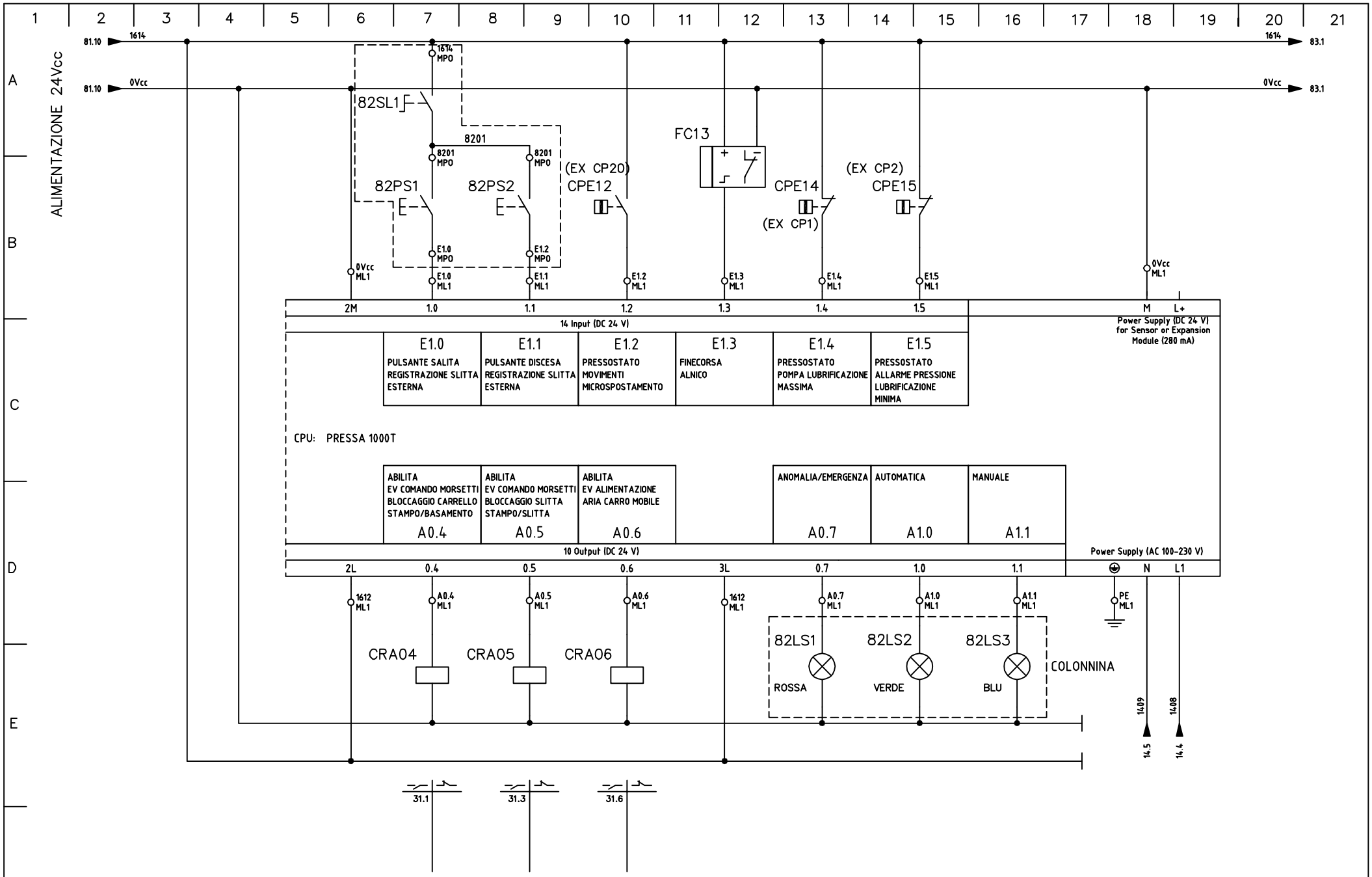

CUSTOMER	REVISIONS		TECHNICAL
L A S I M S.p.A	1	24/11/04	
	2	01/12/04	
	3	28/12/04	
	4	14/04/05	

CODE: 0 4 0 0 4 _ 0 1
DATE: 2 4 1 1 0 4

TEAM SISTEMI
SERVIZIO PROGETTAZIONE ELETTRICA

DRAWING: 1 0 0 0 T 0 1
REFERENCE

LASIM – PRESSA ROVETTA 1000T (D.E.) MAT.18
SCHEMI ELETTRICI
SHEET 82 83

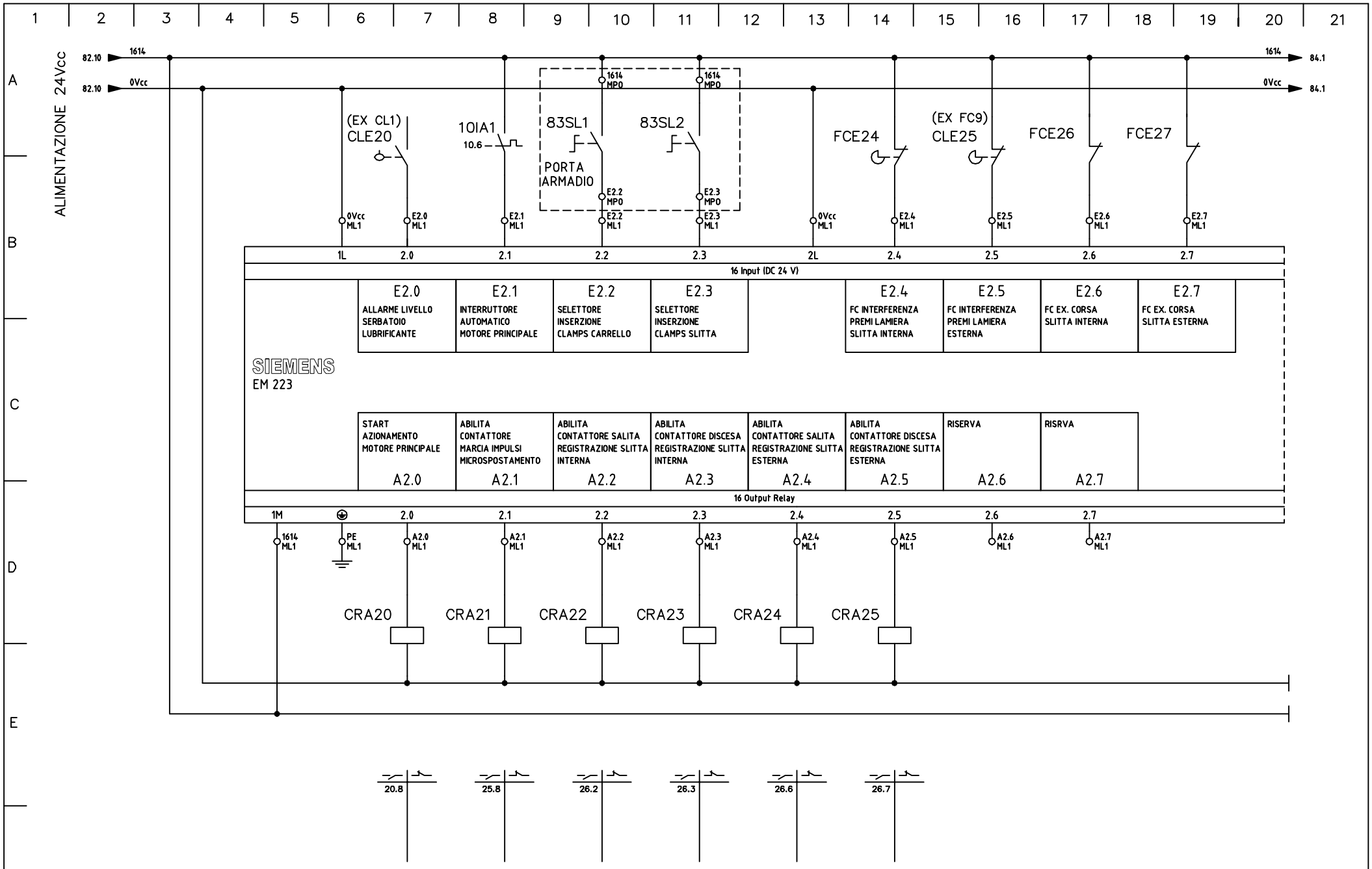

CUSTOMER	LASIM S.p.A

REVISIONS			TECHNICAL
1	24/11/04		
2	01/12/04		
3	28/12/04		
4	14/04/05		

CODE 0 4 0 0 4 _ 0 1

DATE 2 4 1 1 0 4

TEAM SISTEMI

SERVIZIO PROGETTAZIONE ELETTRICA

DRAWING 1 0 0 0 T 0 1

REFERENCE

LASIM – PRESSA ROVETTA 1000T (D.E.) MAT.18

SCHEMI ELETTRICI

SHEET 83 84

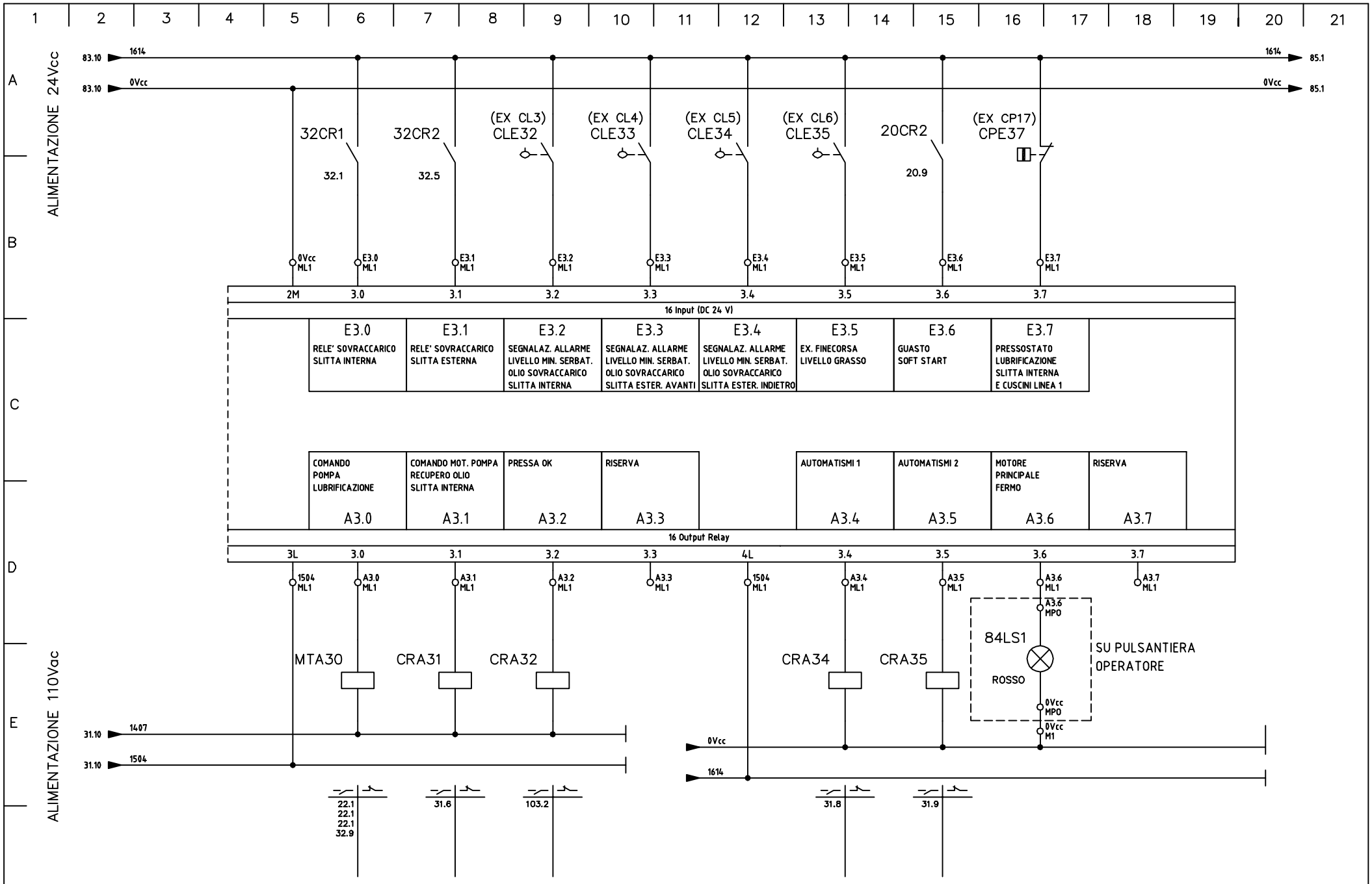

CUSTOMER	REVISIONS			TECHNICAL
L A S I M S.p.A	1	24/11/04		
	2	01/12/04		
	3	28/12/04		
	4	14/04/05		

CODE 0 4 0 0 4 _ 0 1

DATE 2 4 1 1 0 4

TEAM SISTEMI

SERVIZIO PROGETTAZIONE ELETTRICA

DRAWING 1 0 0 0 T 0 1

REFERENCE

LASIM – PRESSA ROVETTA 1000T (D.E.) MAT.18

SCHEMI ELETTRICI

SHEET 84 85

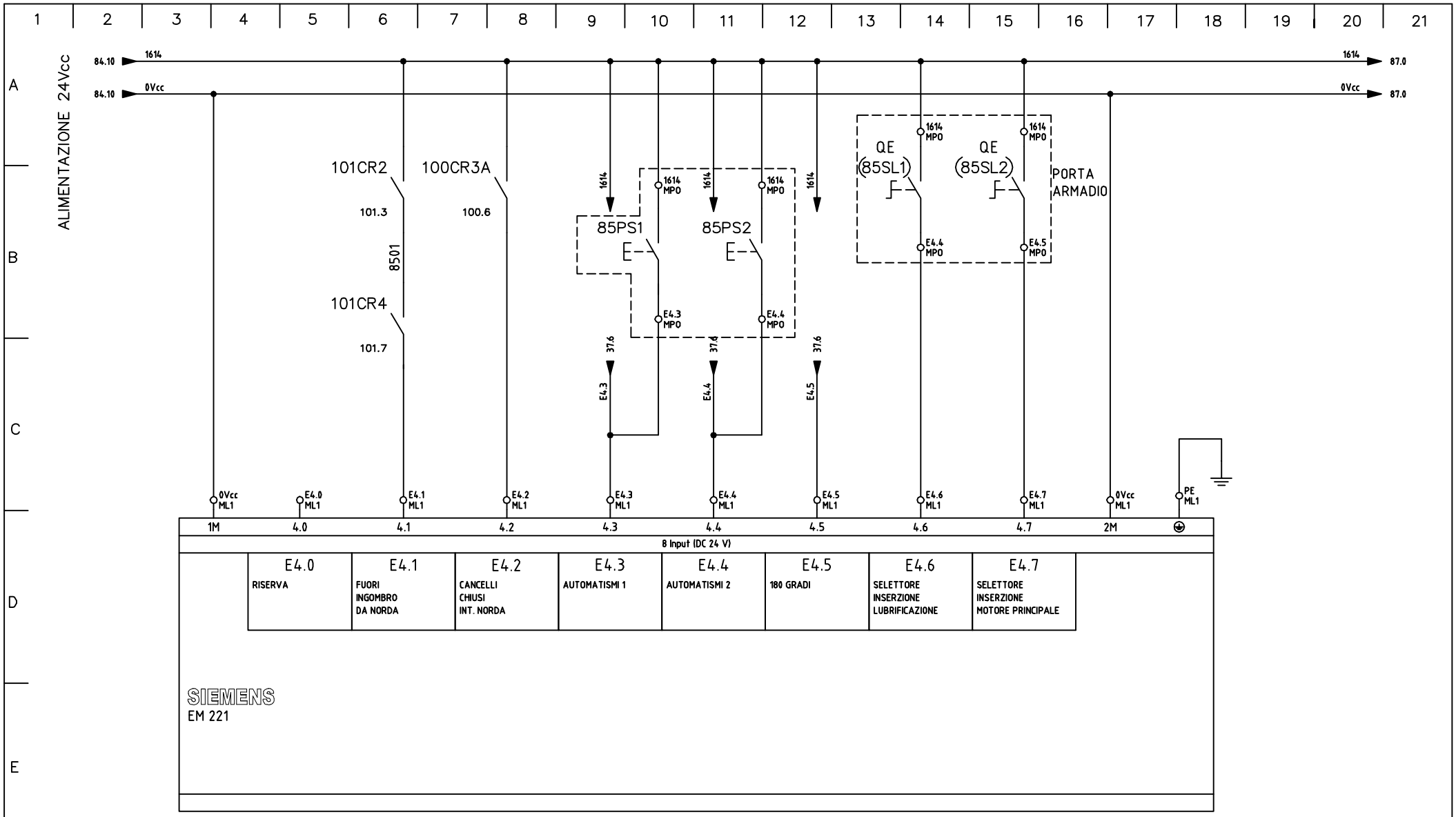

CUSTOMER	REVISIONS			TECHNICAL
L A S I M S.p.A	1	24/11/04		
	2	01/12/04		
	3	28/12/04		
	4	14/04/05		

CODE: 0 4 0 0 4 _ 0 1

DATE: 2 4 1 1 0 4

TEAM SISTEMI
SERVIZIO PROGETTAZIONE ELETTRICA

DRAWING: 1 0 0 0 T 0 1

REFERENCE

LASIM – PRESSA ROVETTA 1000T (D.E.) MAT.18

SCHEMI ELETTRICI

SHEET 85 87

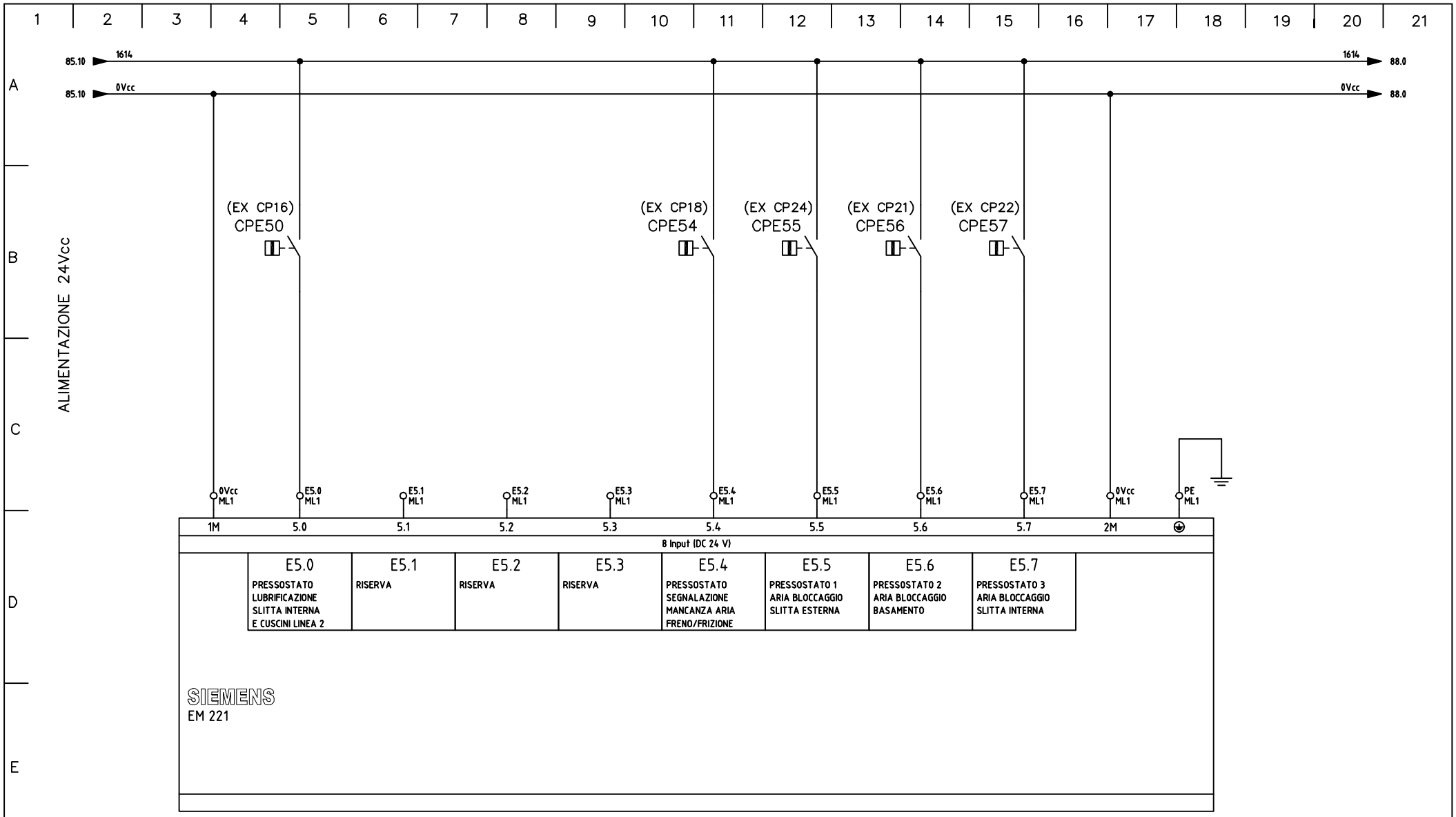

CUSTOMER	REVISIONS			TECHNICAL
L A S I M S.p.A	1	24/11/04		
	2	01/12/04		
	3	28/12/04		
	4	14/04/05		

CODE 0 4 0 0 4 _ 0 1
DATE 2 4 1 1 0 4

TEAM SISTEMI
SERVIZIO PROGETTAZIONE ELETTRICA

DRAWING 1 0 0 0 T 0 1
REFERENCE

LASIM – PRESSA ROVETTA 1000T (D.E.) MAT.18
SCHEMI ELETTRICI

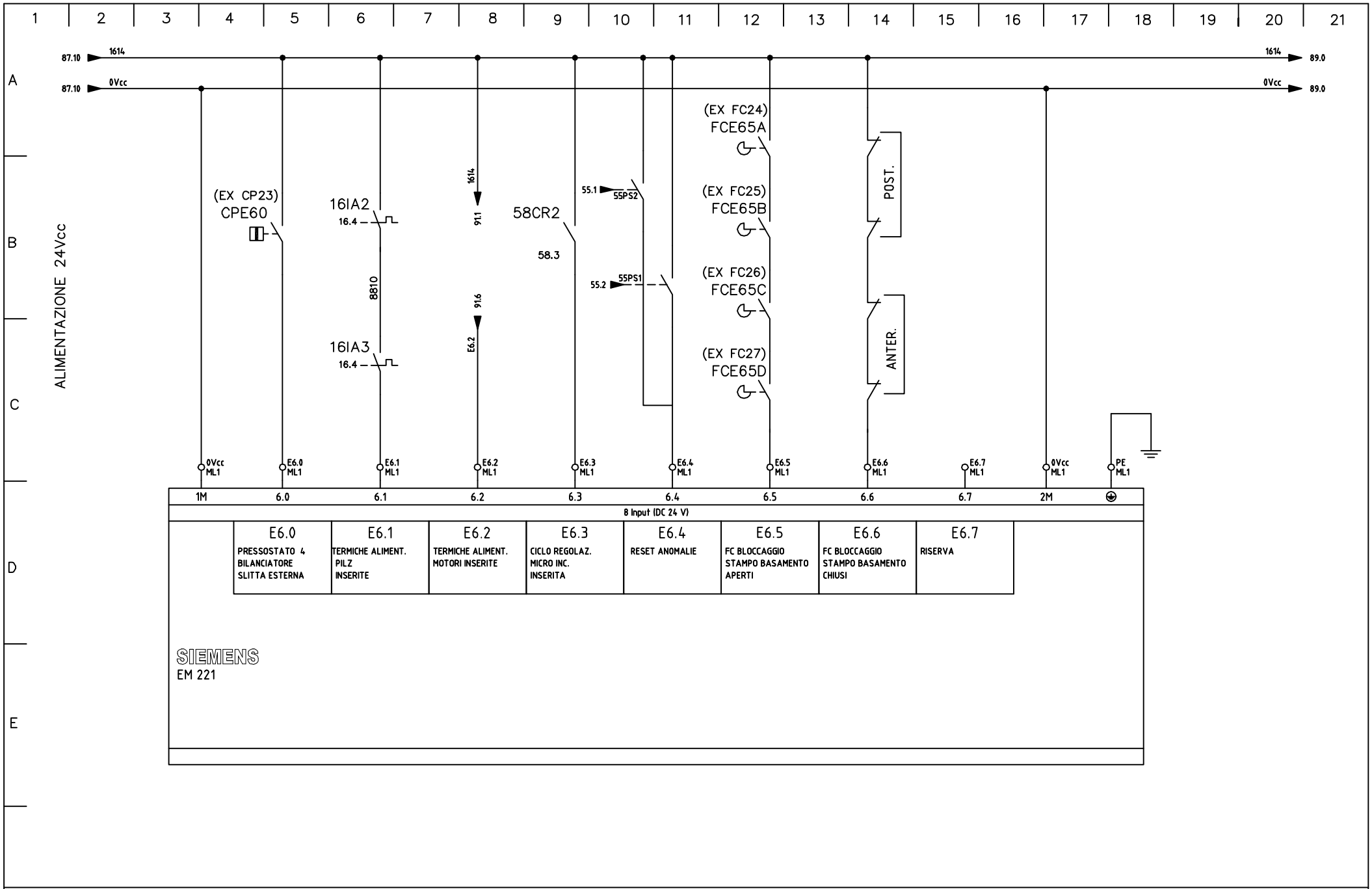

CUSTOMER	REVISIONS		TECHNICAL	CODE	DATE	DRAWING	REFERENCE
LASIM S.p.A	1	24/11/04		04004_01	24 11 04	1000T01	
	2	01/12/04					
	3	28/12/04					
	4	14/04/05					

TEAM SISTEMI
SERVIZIO PROGETTAZIONE ELETTRICA

LASIM – PRESSA ROVETTA 1000T (D.E.) MAT.18
SCHEMI ELETTRICI

SHEET 88 89

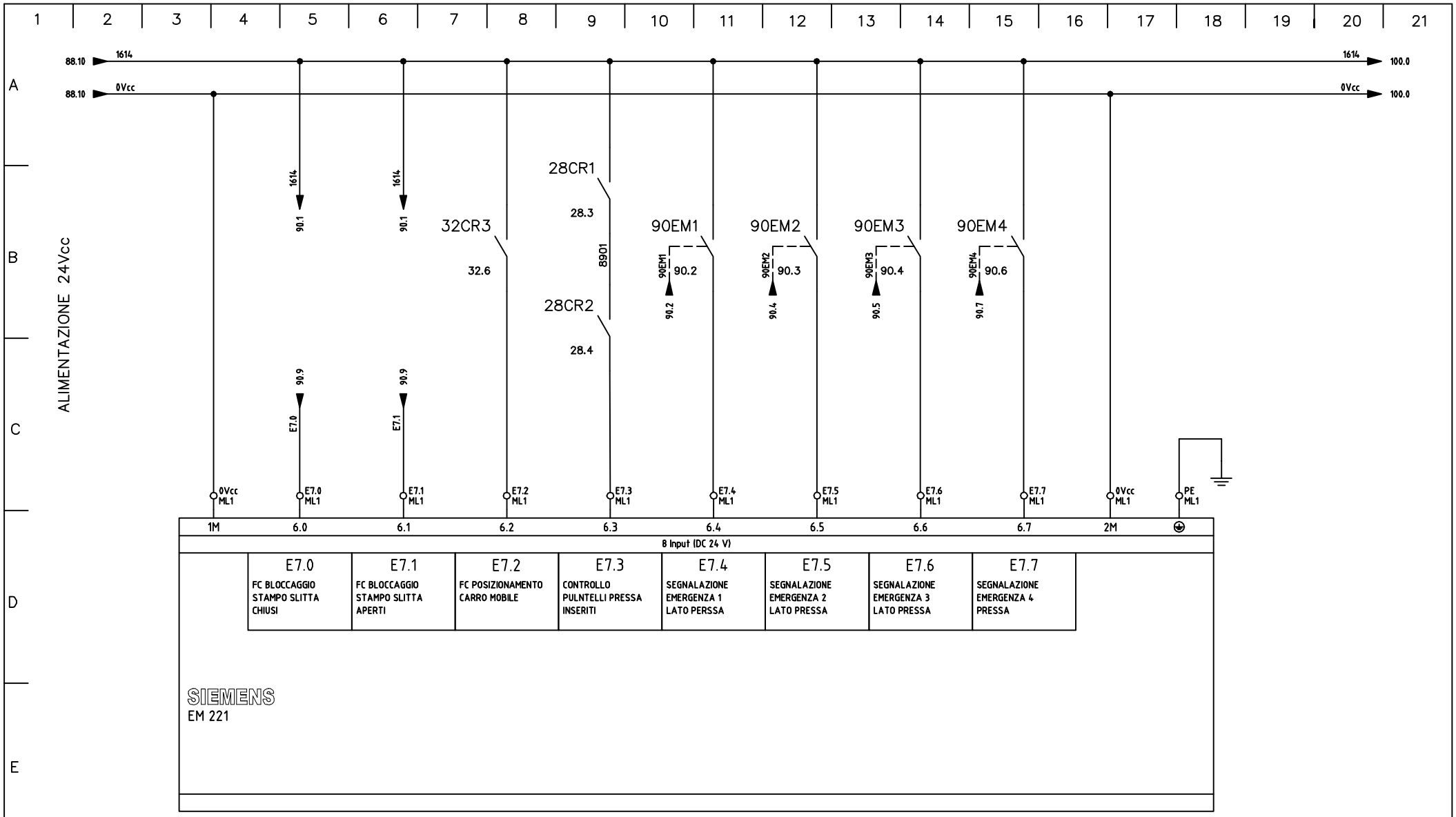

CUSTOMER	L A S I M S.p.A

REVISIONS			TECHNICAL
1	24/11/04		
2	01/12/04		
3	28/12/04		
4	14/04/05		

CODE 0 4 0 0 4 _ 0 1
DATE 2 4 1 1 0 4

TEAM SISTEMI
SERVIZIO PROGETTAZIONE ELETTRICA

DRAWING 1 0 0 0 T 0 1
REFERENCE

LASIM – PRESSA ROVETTA 1000T (D.E.) MAT.18
SCHEMI ELETTRICI

SHEET 89 90



CUSTOMER	REVISIONS		TECHNICAL	CODE	DRAWING	
L A S I M S.p.A	1	24/11/04		0 4 0 0 4 _ 0 1	1 0 0 0 T 0 1	LASIM – PRESSA ROVETTA 1000T (D.E.) MAT.18
	2	01/12/04		DATE	REFERENCE	SCHEMI ELETTRICI
	3	28/12/04		2 4 1 1 0 4		SHEET 90 91
	4	14/04/05				

TEAM SISTEMI
SERVIZIO PROGETTAZIONE ELETTRICA

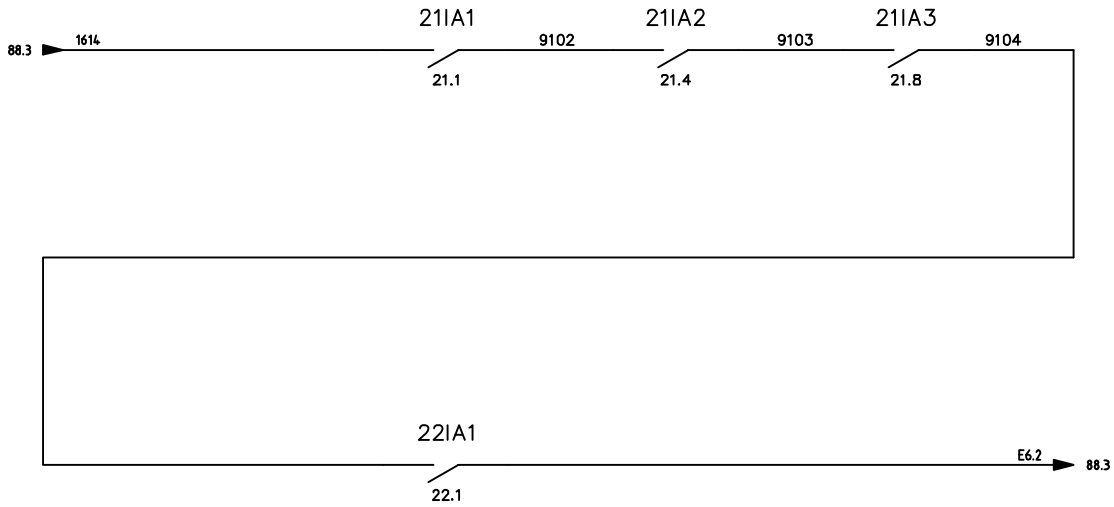

CUSTOMER	L A S I M S.p.A

REVISIONS			TECHNICAL
1	24/11/04		
2	01/12/04		
3	28/12/04		
4	14/04/05		

CODE 0 4 0 0 4 _ 0 1
DATE 2 4 1 1 0 4

TEAM SISTEMI
SERVIZIO PROGETTAZIONE ELETTRICA

DRAWING 1 0 0 0 T 0 1
REFERENCE

LASIM – PRESSA ROVETTA 1000T (D.E.) MAT.18
SCHEMI ELETTRICI
SHEET 91 100

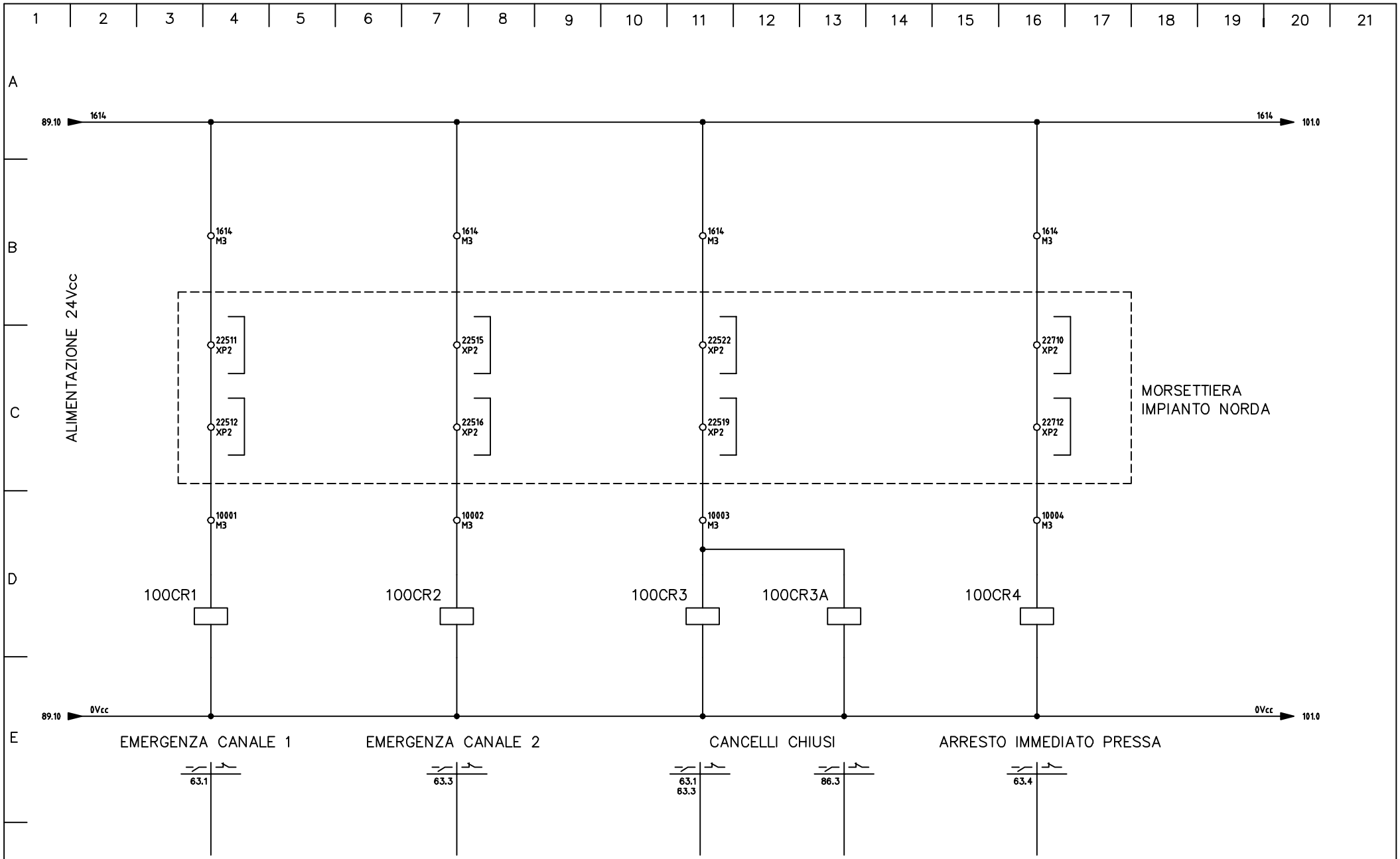

CUSTOMER	REVISIONS			TECHNICAL
L A S I M S.p.A	1	24/11/04		
	2	01/12/04		
	3	28/12/04		
	4	14/04/05		

CODE: 0 4 0 0 4 _ 0 1
DATE: 2 4 1 1 0 4

TEAM SISTEMI
SERVIZIO PROGETTAZIONE ELETTRICA

DRAWING: 1 0 0 0 T 0 1
REFERENCE

LASIM – PRESSA ROVETTA 1000T (D.E.) MAT.18
SCHEMI ELETTRICI
SHEET 100 101

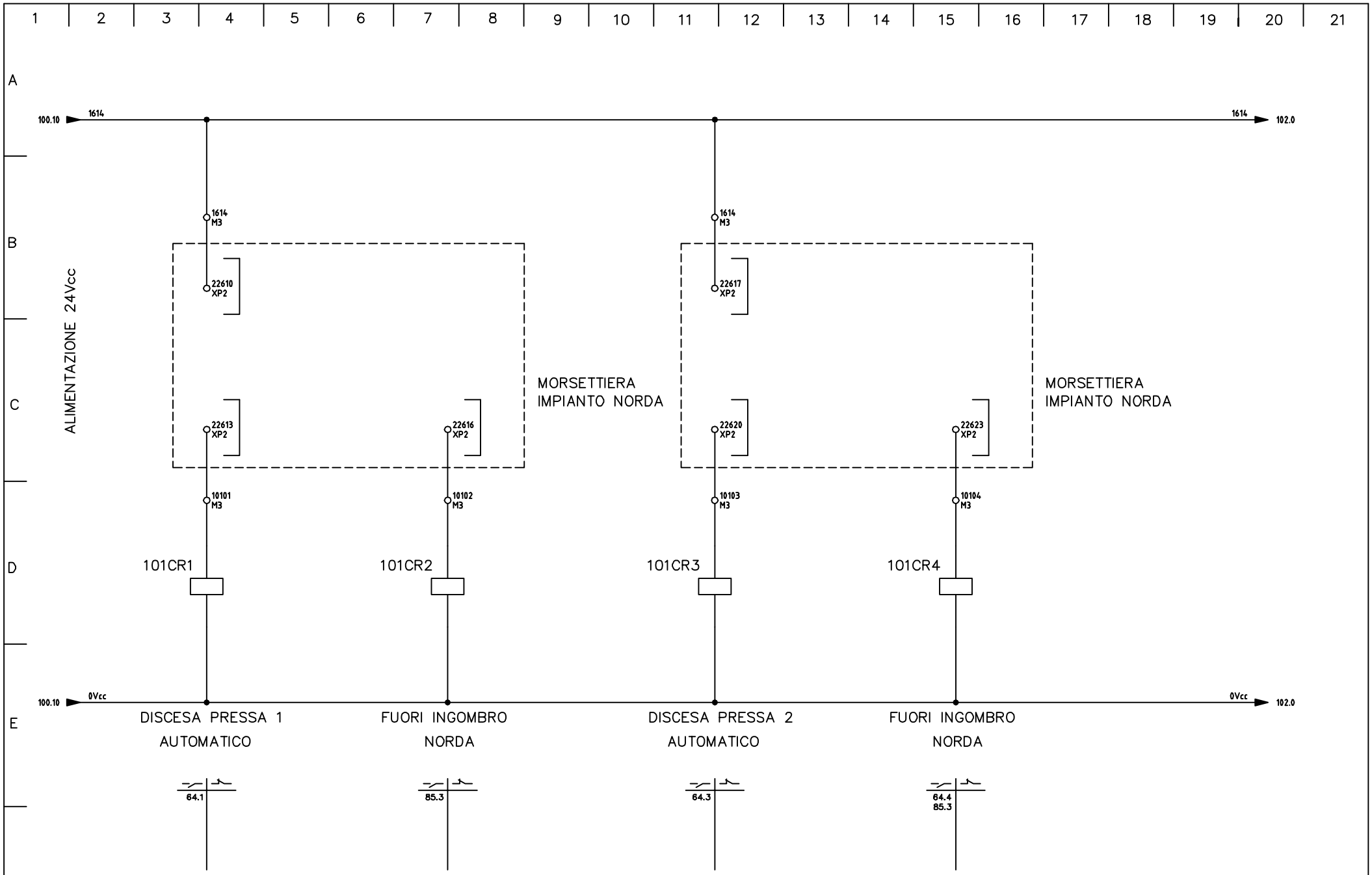

CUSTOMER	REVISIONS			TECHNICAL
L A S I M S.p.A	1	24/11/04		
	2	01/12/04		
	3	28/12/04		
	4	14/04/05		

CODE: 0 4 0 0 4 _ 0 1
DATE: 2 4 1 1 0 4

TEAM SISTEMI
SERVIZIO PROGETTAZIONE ELETTRICA

DRAWING: 1 0 0 0 T 0 1
REFERENCE

LASIM – PRESSA ROVETTA 1000T (D.E.) MAT.18
SCHEMI ELETTRICI
SHEET 101 102

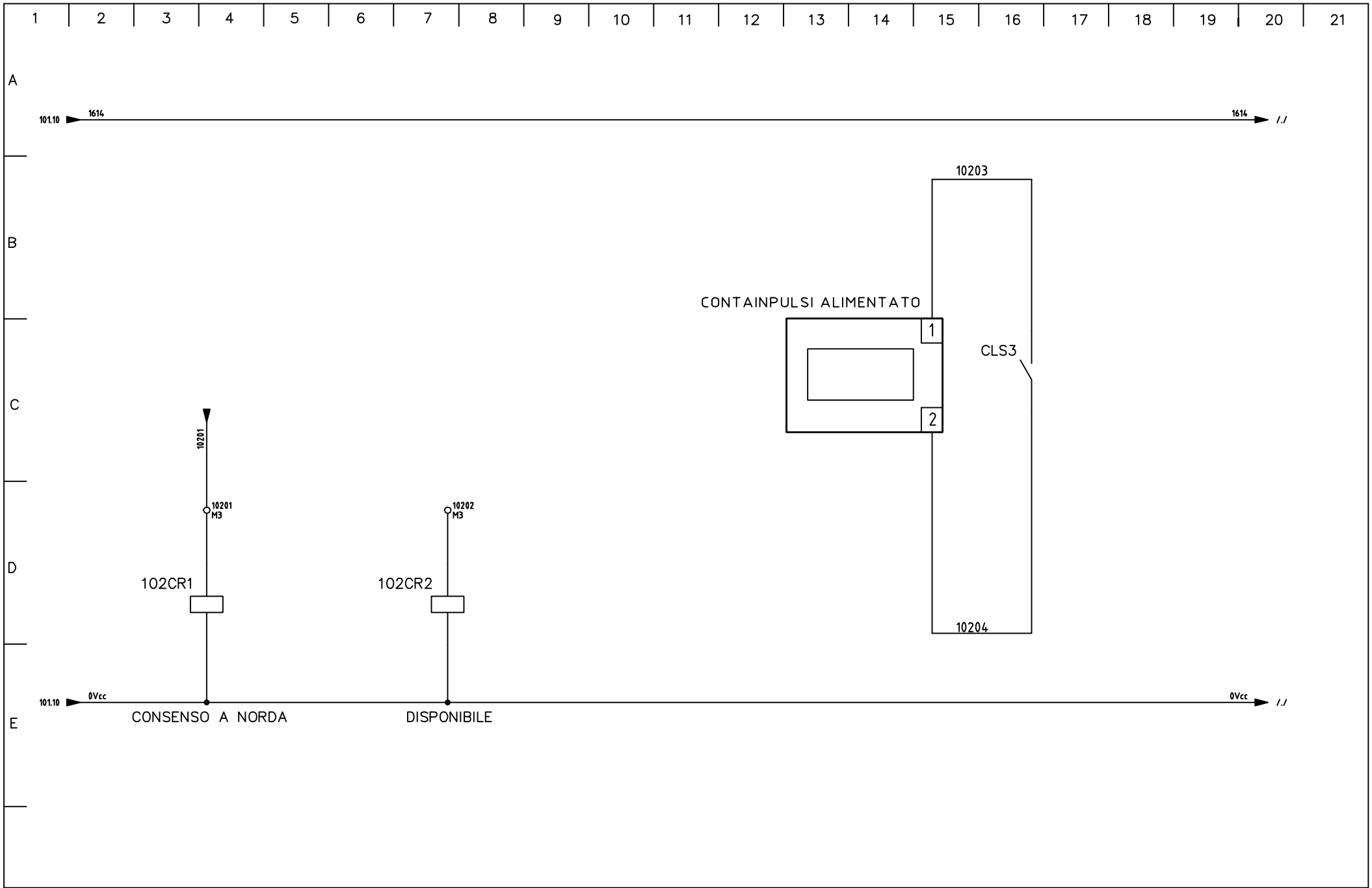

CUSTOMER	L A S I M S.p.A

REVISIONS			TECHNICAL
1	24/11/04		
2	01/12/04		
3	28/12/04		
4	14/04/05		

CODE 0 4 0 0 4 _ 0 1
DATE 2 4 1 1 0 4

TEAM SISTEMI
SERVIZIO PROGETTAZIONE ELETTRICA

DRAWING 1 0 0 0 T 0 1
REFERENCE

LASIM – PRESSA ROVETTA 1000T (D.E.) MAT.18
SCHEMI ELETTRICI
SHEET 102 103

INTERBLOCCHI DA PRESSA VERSO IMPIANTO NORDA

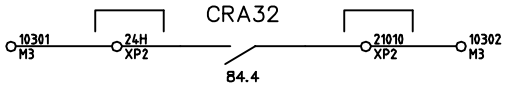

PRESSA OK

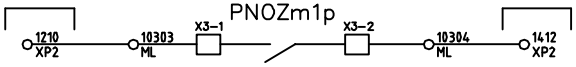

EMERGENZA PRESSA
RIPRISTINATA – CANALE 1

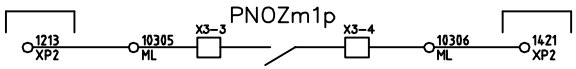

EMERGENZA PRESSA
RIPRISTINATA – CANALE 2

CUSTOMER	REVISIONS			TECHNICAL
L A S I M S.p.A	1	24/11/04		
	2	01/12/04		
	3	28/12/04		
	4	14/04/05		

CODE 0 4 0 0 4 _ 0 1
DATE 2 4 1 1 0 4

TEAM SISTEMI
SERVIZIO PROGETTAZIONE ELETTRICA

DRAWING 1 0 0 0 T 0 1
REFERENCE

LASIM – PRESSA ROVETTA 1000T (D.E.) MAT.18
SCHEMI ELETTRICI
SHEET 103 104

INTERBLOCCHI DA PRESSA VERSO IMPIANTO NORDA (CAMME)

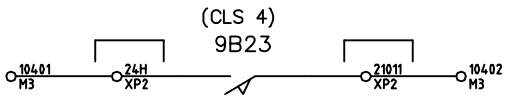

PRESSA A P.M.S.

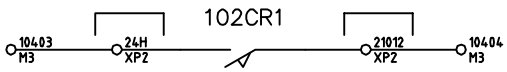

START NORDA DA PRESSA

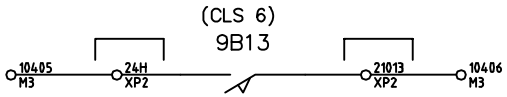

RISERVA

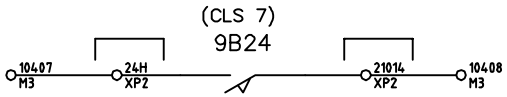

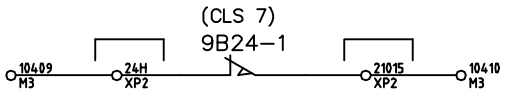

CONTROLLO SINCRONISMO

CUSTOMER	REVISIONS			TECHNICAL
L A S I M S.p.A	1	24/11/04		
	2	01/12/04		
	3	28/12/04		
	4	14/04/05		

CODE 0 4 0 0 4 _ 0 1
DATE 2 4 1 1 0 4

TEAM SISTEMI
SERVIZIO PROGETTAZIONE ELETTRICA

DRAWING 1 0 0 0 T 0 1
REFERENCE

LASIM – PRESSA ROVETTA 1000T (D.E.) MAT.18
SCHEMI ELETTRICI
SHEET 104 120

DIAGRAMMA CAMME

SENSO DI ROTAZIONE →

(PMI) 180° — (PMS) 360° — (PMI) 180°

190° 200° 210° 220° 230° 240° 250° 260° 270° 280° 290° 300° 310° 320° 330° 340° 350° 10° 20° 30° 40° 50° 60° 70° 80° 90° 100° 110° 120° 130° 140° 150° 160° 170°

			FG.	CAT.	FILI
B	CAMMA 1–CLS 1	NO	56	3	T1 5601
	CONTROLLO PUNTO MORTO INF.	NC			
	CAMMA 2–CLS 2	NO	56	4	T2 5602
	CONTROLLO PUNTO MORTO SUP.	NC			
C	CAMMA 3–CLS 3	NO	60	6	T2 6103
	RISERVA	NC			
	CAMMA 4–CLS 4	NO	104	3	10401 10402
	PRESSA A P.M.S.	NC			
D	CAMMA 5–CLS 5	NO	104	3	10403 10404
	START NORDA DA PRESSA	NC			
	CAMMA 6–CLS 6	NO	104	3	10407 10408
	RISERVA	NC			
E	CAMMA 7–CLS 7	NO	104	3	10407 10410
	CONTROLLO SINCRONISMO	NC			
	CAMMA 8–CLS 8	NO			
	CONTROLLO SINCRONISMO	NC	104	3	10409 10410
	CAMMA 9–CLS 9	NO			
	RISERVA	NC			

330° — Extracorsa da 10° a 15°

350° — 10°

20°

CUSTOMER	REVISIONS			TECHNICAL
L A S I M S.p.A	1	24/11/04		
	2	01/12/04		
	3	28/12/04		
	4	14/04/05		

CODE: 0 4 0 0 4 _ 0 1

DATE: 2 4 1 1 0 4

TEAM SISTEMI — SERVIZIO PROGETTAZIONE ELETTRICA

DRAWING: 1 0 0 0 T 0 1

REFERENCE:

LASIM – PRESSA ROVETTA 1000T (D.E.) MAT.18

SCHEMI ELETTRICI

SHEET 120 121

CONNETTORE 10 POLI
PULSANTIERA BIMANUALE 1 ANTERIORE

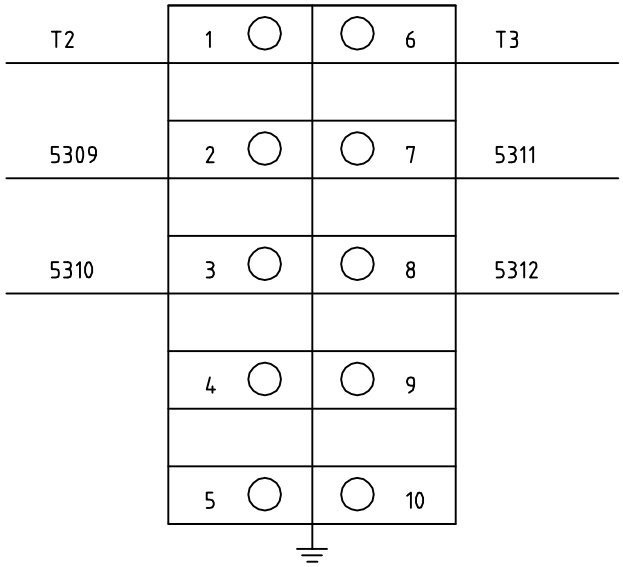

CONNETTORE 10 POLI
PULSANTIERA BIMANUALE 1 POSTERIORE

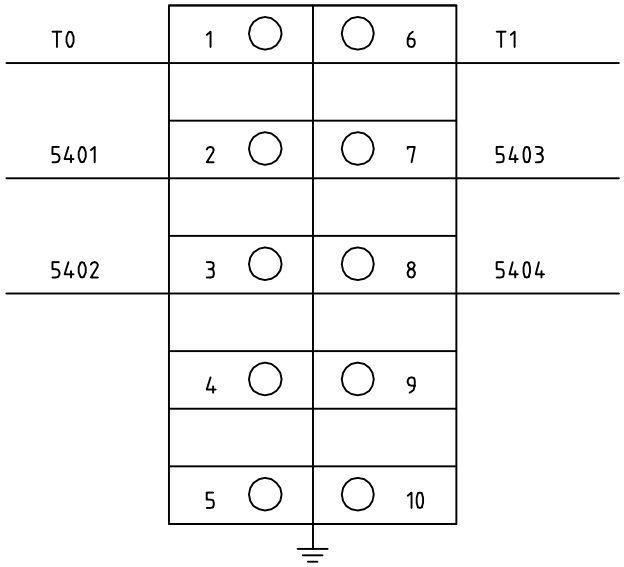

CONNETTORE A 4 POLI
PUNTELLO INSERITO ZONA ANTERIORE

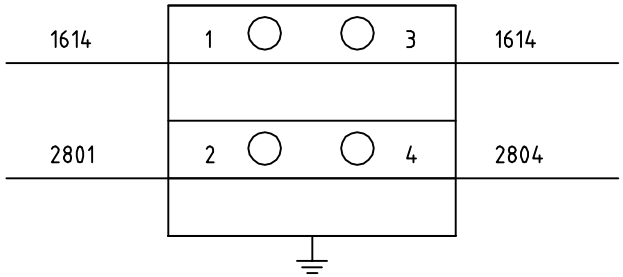

CONNETTORE A 4 POLI
PUNTELLO INSERITO ZONA POSTERIORE

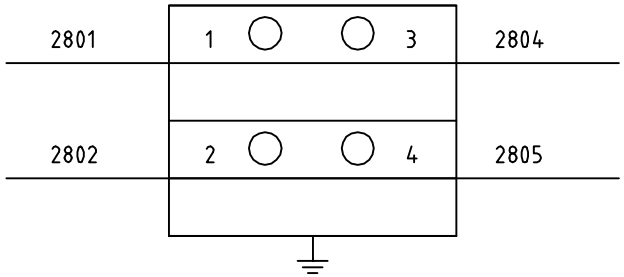

CUSTOMER	REVISIONS			TECHNICAL
L A S I M S.p.A	1	24/11/04		
	2	01/12/04		
	3	28/12/04		
	4	14/04/05		

CODE 0 4 0 0 4 _ 0 1
DATE 2 4 1 1 0 4

TEAM SISTEMI
SERVIZIO PROGETTAZIONE ELETTRICA

DRAWING 1 0 0 0 T 0 1
REFERENCE

LASIM – PRESSA ROVETTA 1000T (D.E.) MAT.18
SCHEMI ELETTRICI
SHEET 121 /

L A S I M S.p.A.



PRESSA ROVETTA P_1000T (D.E.)

D2-630-400-3500-2300 MAT.18

QUADRO COMANDI
PULSANTIERA OPERATORE

REALIZZATORI :
TEAM SISTEMI

CONTROLLO :
CICCARELLI A.

APPROVAZIONE :
FINELLI A.

CUSTOMER	L A S I M S.p.A.	REVISIONS 1 2 3 4	TECHNICAL	CODE 0 4 0 0 4 _ 0 1 DATE 0 6 0 6 0 5	TEAM SISTEMI SERVIZIO PROGETTAZIONE ELETTRICA

DRAWING 1 0 0 0 T 0 1
REFERENCE

LASIM - PRESSA ROVETTA 1000T (D.E.) MAT.18
PULSANTIERA OPERATORE
SHEET 200 201

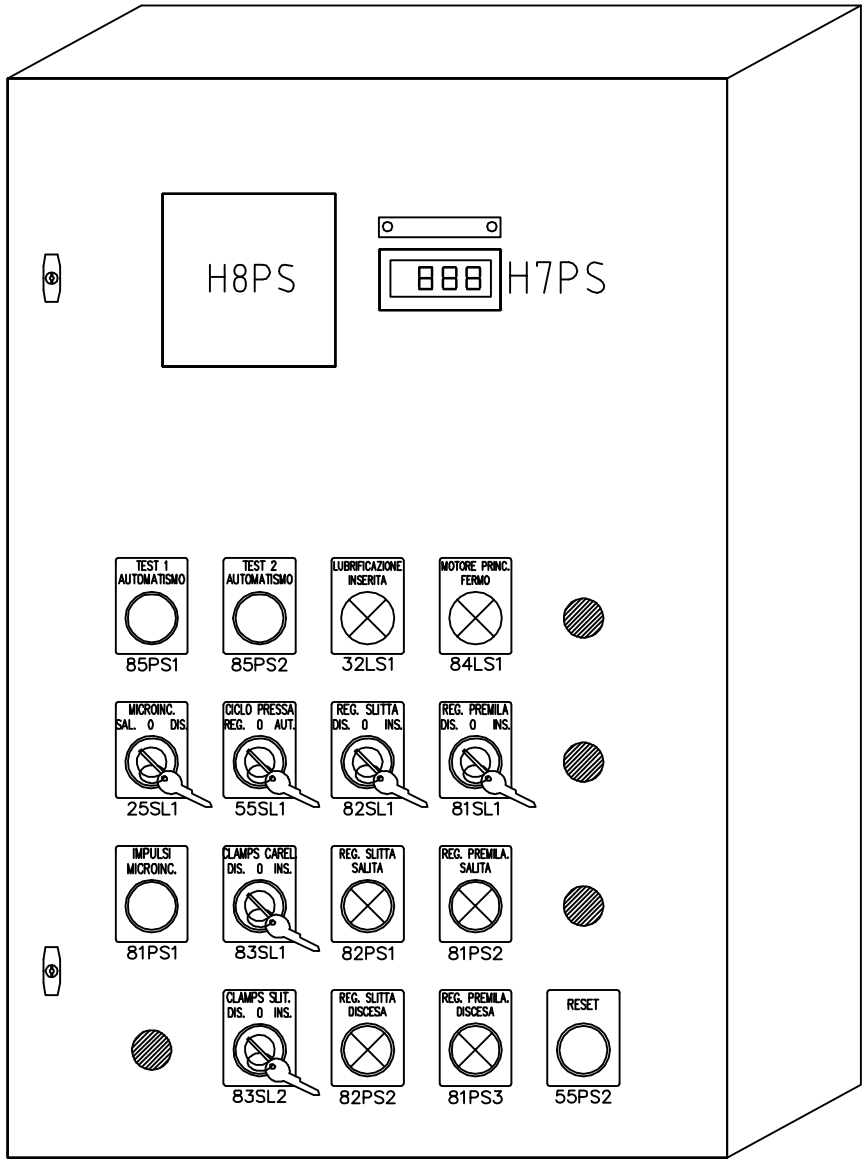

FRONTE PULSANTIERA PRESSA ROVETTA 1000T (D.E.)
CASSETTA ETA ST3-515 (DIM. 300 x 500 x 150mm)

CUSTOMER	L A S I M S.p.A.	REVISIONS 1 2 3 4	TECHNICAL	CODE 0 4 0 0 4 _ 0 1 DATE 0 6 0 6 0 5	TEAM SISTEMI SERVIZIO PROGETTAZIONE ELETTRICA
DRAWING 1 0 0 0 T 0 1 REFERENCE	LASIM - PRESSA ROVETTA 1000T (D.E.) MAT.18				
	PULSANTIERA OPERATORE				
	SHEET 201 202				

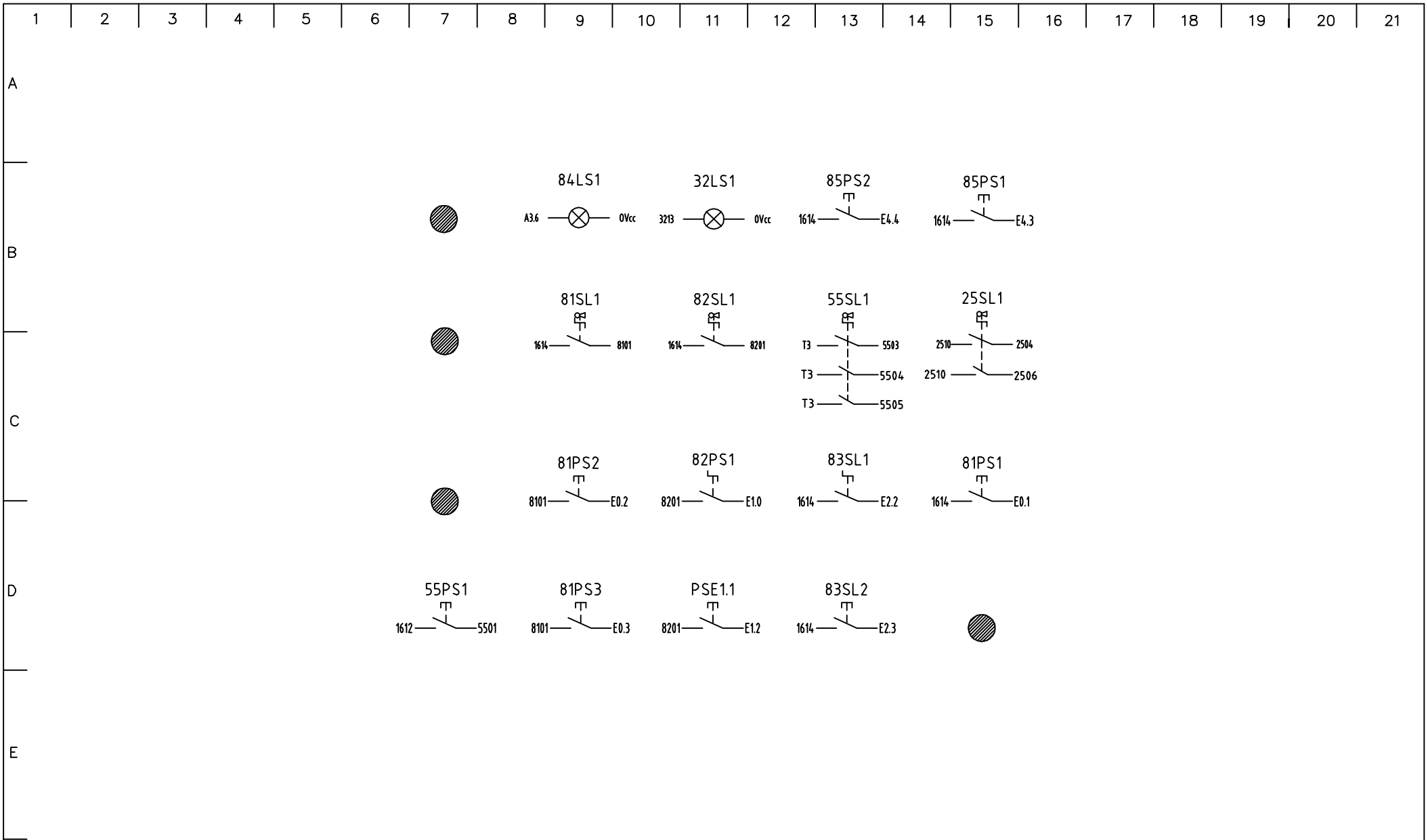

RETRO PULSANTIERA PRESSA ROVETTA 1000T (D.E) MAT.18

CUSTOMER	L A S I M S.p.A.	REVISIONS 1 2 3 4	TECHNICAL	CODE 0 4 0 0 4 _ 0 1 DATE 0 6 0 6 0 5	TEAM SISTEMI SERVIZIO PROGETTAZIONE ELETTRICA	DRAWING 1 0 0 0 T 0 1 REFERENCE	LASIM - PRESSA ROVETTA 1000T (D.E.) MAT.18 PULSANTIERA OPERATORE SHEET 202 203

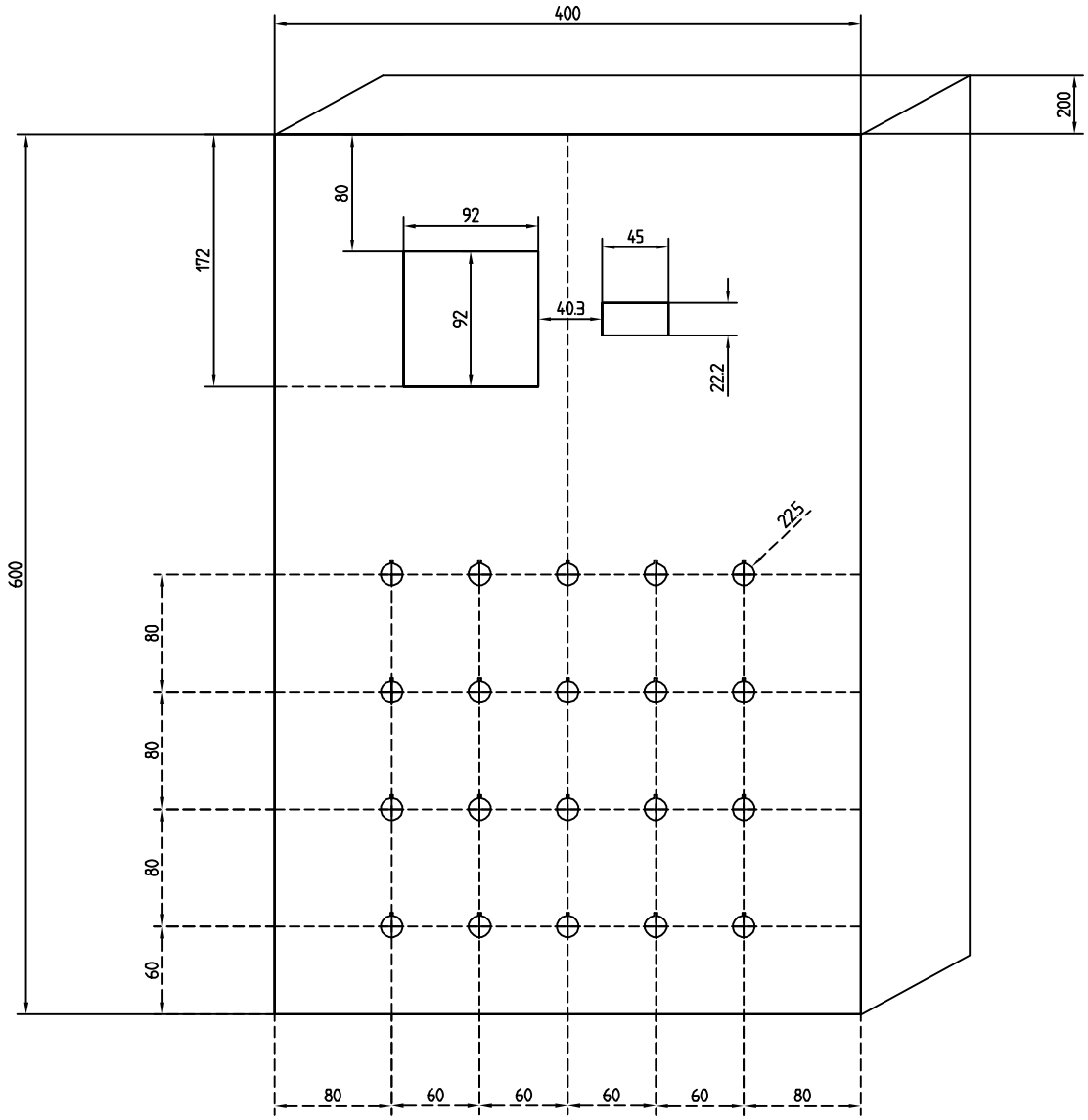

FORATURA PULSANTIERA PRESSA ROVETTA 1000T MAT. 18
CASSETTA ETA ST4-620. (DIM. 300 x 500 x 150mm)

CUSTOMER	L A S I M S.p.A.	REVISIONS 1 2 3 4	TECHNICAL	CODE 0 4 0 0 4 _ 0 1 DATE 0 6 0 6 0 5	TEAM SISTEMI SERVIZIO PROGETTAZIONE ELETTRICA DRAWING 1 0 0 0 T 0 1 REFERENCE

LASIM - PRESSA ROVETTA 1000T (D.E.) MAT.18
PULSANTIERA OPERATORE
SHEET 203 204

QG - MPO - MORSETTIERA OPERATORE

2.5	0Vcc
2.5	0Vcc
2.5	0Vcc
2.5	T2
2.5	T2
2.5	E2.7
2.5	T3
2.5	T3
2.5	T3
2.5	T3
2.5	T3
2.5	E3.5
2.5	E6.1
2.5	E6.2
2.5	E6.3
2.5	E6.4
2.5	1614
2.5	1614
2.5	1614
2.5	2609
2.5	2610
2.5	3207
2.5	5501
2.5	5502
2.5	5503
2.5	5504
2.5	5505
2.5	8801
2.5	8801
2.5	8801

CUSTOMER: L A S I M S.p.A.

REVISIONS: 1 2 3 4

TECHNICAL

CODE: 0 4 0 0 4 _ 0 1

DATE: 0 6 0 6 0 5

TEAM SISTEMI
SERVIZIO PROGETTAZIONE ELETTRICA

DRAWING: 1 0 0 0 T 0 1

REFERENCE

LASIM - PRESSA ROVETTA 1000T (D.E.) MAT.18

PULSANTIERA OPERATORE

SHEET 204 300

L A S I M S.p.A.



PRESSA ROVETTA P_1000T (D.E.)

D2-630-400-3500-2300 MAT.18

TOPOGRAFICI

REALIZZATORI :
TEAM SISTEMI

CONTROLLO :
CICCARELLI A.

APPROVAZIONE :
FINELLI A.

CUSTOMER	L A S I M S.p.A.	REVISIONS 1 2 3 4	TECHNICAL	CODE 0 4 0 0 4 _ 0 1 DATE 0 6 0 6 0 5	TEAM SISTEMI SERVIZIO PROGETTAZIONE ELETTRICA

DRAWING 1 0 0 0 T 0 1
REFERENCE

LASIM - PRESSA ROVETTA 1000T (D.E.) MAT. 18
TOPOGRAFICO
SHEET 300 301

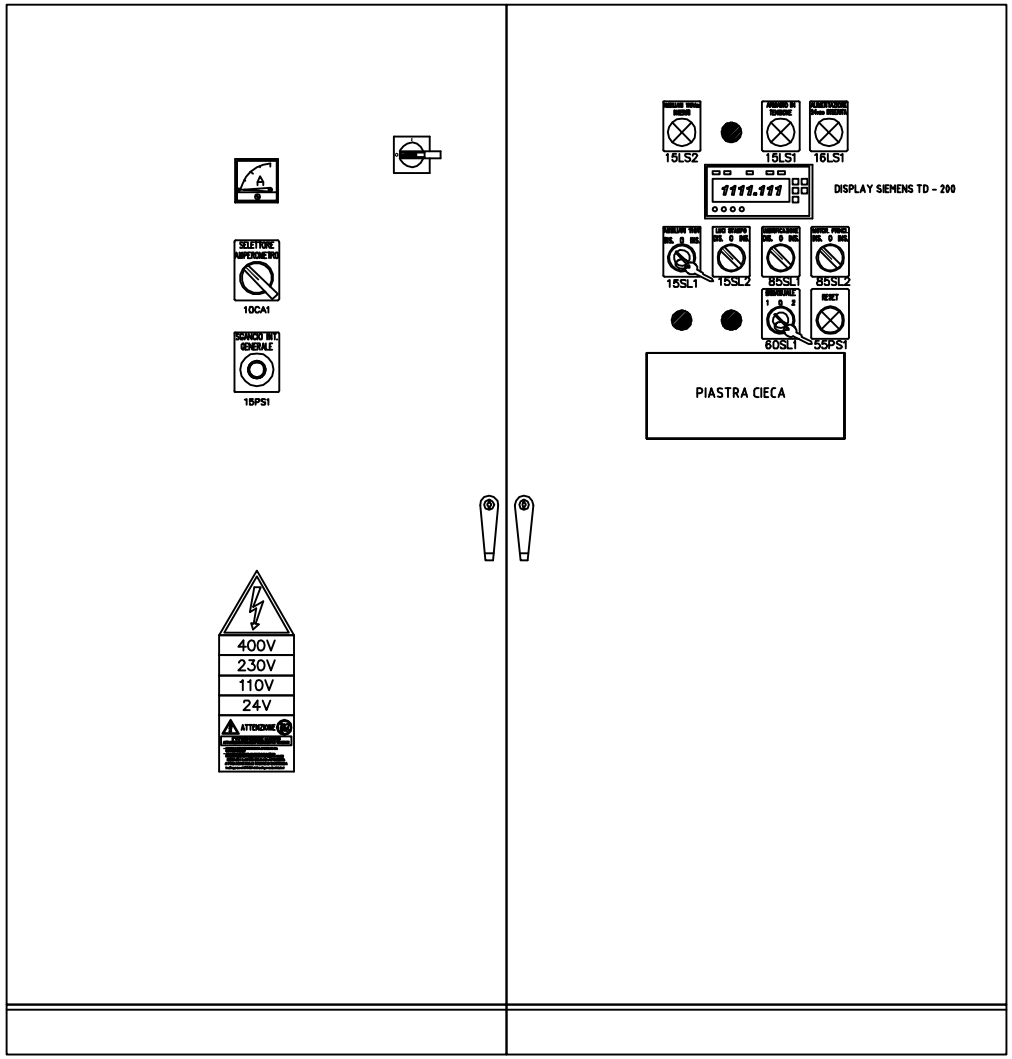

FRONTE ARMADIO PRESSA ROVETTA 1000T (D.E.) MAT. 18
DUE ARMADI DI DIMENSIONI 2000 x 1000

CUSTOMER	L A S I M S.p.A.	REVISIONS 1 2 3 4	TECHNICAL	CODE 0 4 0 0 4 _ 0 1 DATE 0 6 0 6 0 5	TEAM SISTEMI SERVIZIO PROGETTAZIONE ELETTRICA DRAWING 1 0 0 0 T 0 1 REFERENCE

LASIM - PRESSA ROVETTA 1000T (D.E.) MAT. 18

TOPOGRAFICO

SHEET 301 302

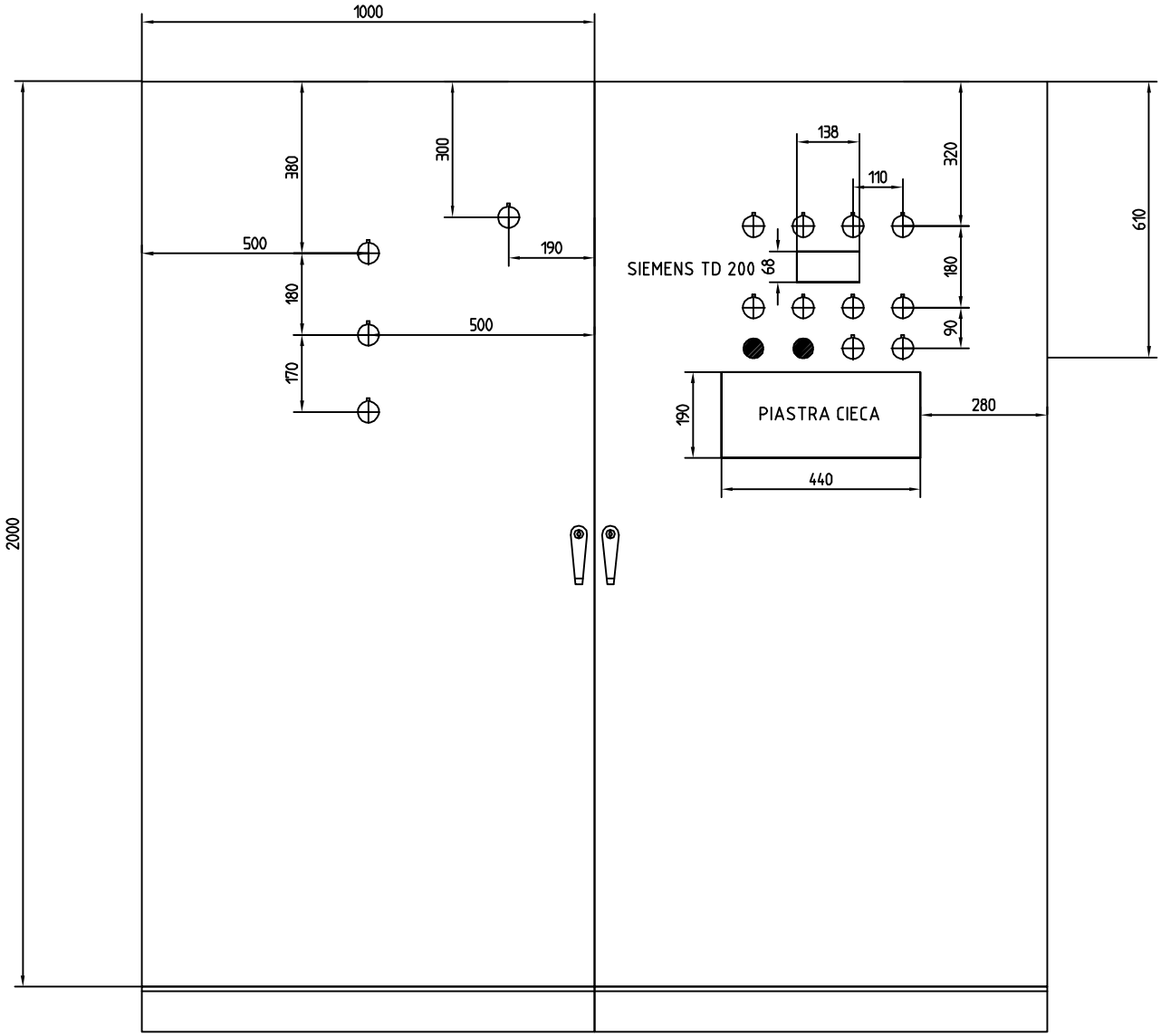

FORATURA PULANTIERA FRONTE ARMADIO PRESSA 1000T (D. E.) MAT. 18

CUSTOMER	L A S I M S.p.A.	REVISIONS 1 2 3 4	TECHNICAL	CODE 0 4 0 0 4 _ 0 1 DATE 0 6 0 6 0 5	TEAM SISTEMI SERVIZIO PROGETTAZIONE ELETTRICA

DRAWING 1 0 0 0 T 0 1	LASIM - PRESSA ROVETTA 1000T (D.E.) MAT. 18
REFERENCE	TOPOGRAFICO
	SHEET 302 303

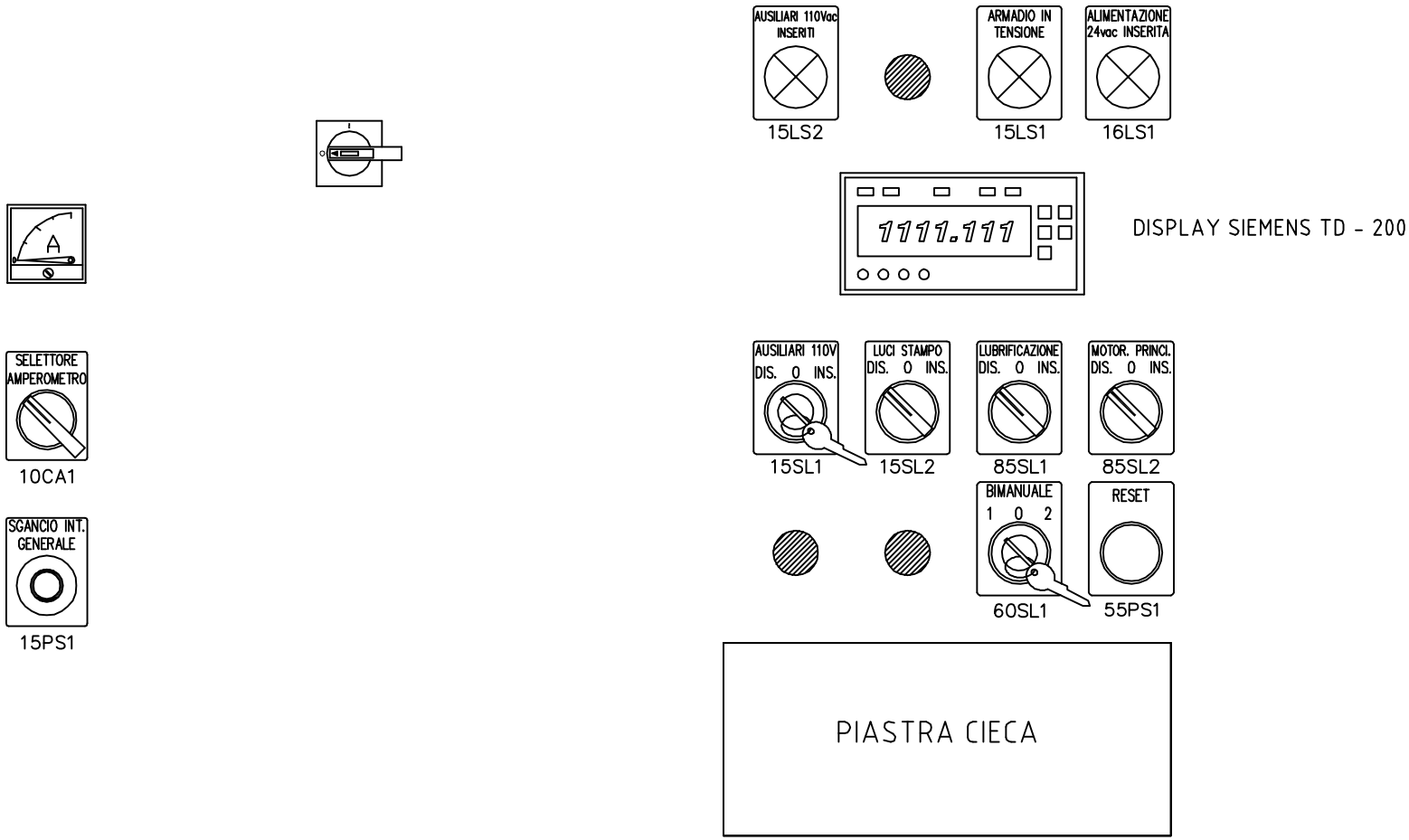

PULSANTIERA FRONTE ARMADIO PRESSA 1000T (D. E.) MAT. 18

CUSTOMER	L A S I M S.p.A.	REVISIONS 1 2 3 4	TECHNICAL	CODE 0 4 0 0 4 _ 0 1 DATE 0 6 0 6 0 5	TEAM SISTEMI SERVIZIO PROGETTAZIONE ELETTRICA DRAWING 1 0 0 0 T 0 1 REFERENCE

LASIM - PRESSA ROVETTA 1000T (D.E.) MAT. 18

TOPOGRAFICO

SHEET 303 304

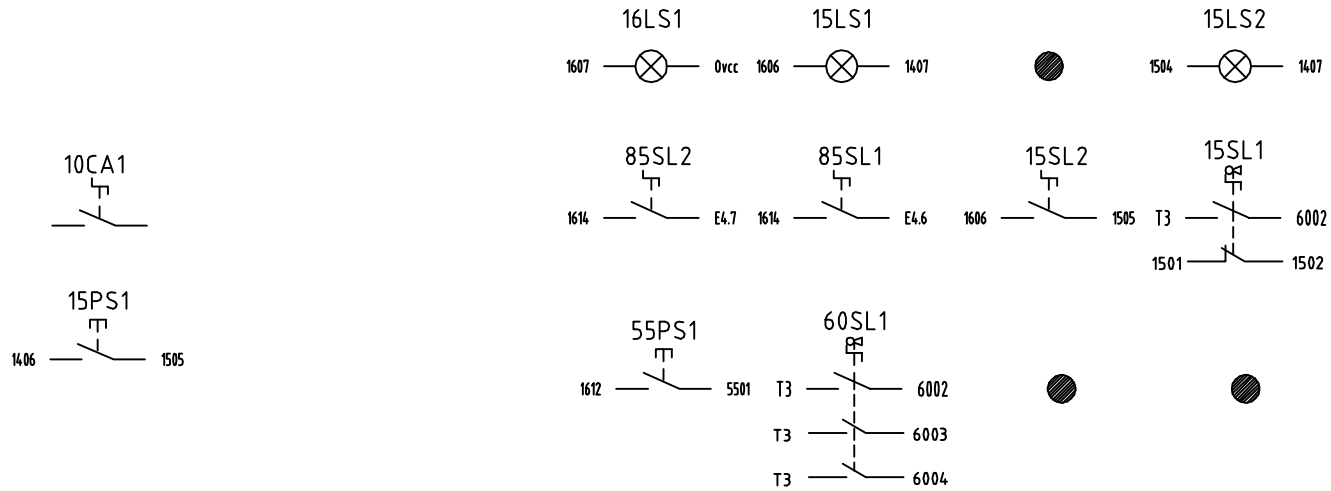

RETRO PULSANTIERA FRONTE ARMADIO PRESSA 1000T (D.E.) MAT. 18

CUSTOMER	L A S I M S.p.A.	REVISIONS 1 2 3 4	TECHNICAL

CODE 0 4 0 0 4 _ 0 1
DATE 0 6 0 6 0 5

TEAM SISTEMI
SERVIZIO PROGETTAZIONE ELETTRICA

DRAWING 1 0 0 0 T 0 1
REFERENCE

LASIM - PRESSA ROVETTA 1000T (D.E.) MAT. 18
TOPOGRAFICO
SHEET 304 305

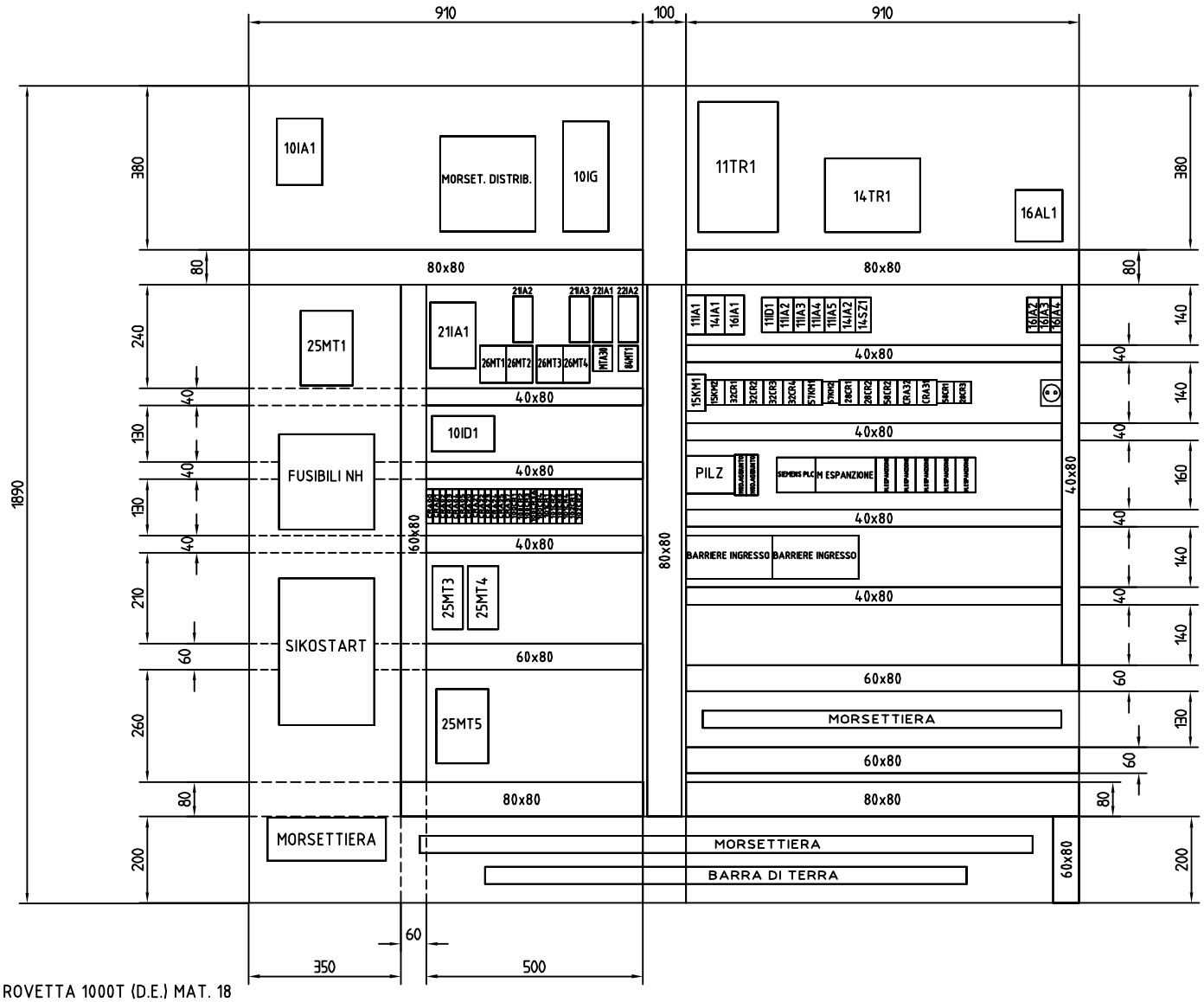

INTERNO ARMADIO PRESSA ROVETTA 1000T (D.E.) MAT. 18
DIMENSIONI INTERNE 910 x 1890

CUSTOMER	L A S I M S.p.A.	REVISIONS 1 2 3 4	TECHNICAL	CODE 0 4 0 0 4 _ 0 1 DATE 0 6 0 6 0 5	TEAM SISTEMI SERVIZIO PROGETTAZIONE ELETTRICA	DRAWING 1 0 0 0 T 0 1 REFERENCE	LASIM - PRESSA ROVETTA 1000T (D.E.) MAT. 18 TOPOGRAFICO SHEET 305 400

L A S I M S.p.A.



PRESSA ROVETTA P_1000T (D.E.)

D2-630-400-3500-2300 MAT.18

MORSETTIERA

REALIZZATORI :
TEAM SISTEMI

CONTROLLO :
CICCARELLI A.

APPROVAZIONE :
FINELLI A.

CUSTOMER	L A S I M S.p.A.	REVISIONS 1 2 3 4	TECHNICAL	CODE 0 4 0 0 4 _ 0 1	TEAM SISTEMI SERVIZIO PROGETTAZIONE ELETTRICA	DRAWING 1 0 0 0 T 0 1	LASIM – PRESSA ROVETTA 1000T (D.E.) MAT. 18
				DATE 0 6 0 6 0 5		REFERENCE	MORSETTIERA QUADRO GENERALE
							SHEET 400 401

QG - MORSETTIERA 380Vac - MP -

35	PE	
35	PE	
35	R	
35	S	
35	T	
35	2107	
35	2108	
35	2109	
35	U1	
35	U2	
35	V1	
35	V2	
35	W1	
35	W2	
10	PE	
10	PE	
10	PE	
10	PE	
10	PE	
10	PE	
10	1001	
10	1001	
10	1001	
10	1001	
10	1002	
10	1002	
10	1002	
10	1002	
10	1003	
10	1003	
10	1003	
10	1003	
10	2113	
10	2114	
10	2115	
10	2119	
10	2120	
10	2121	
4	PE	
4	2204	
4	2205	
4	2206	
4	2207	
4	2208	
4	2209	

QG - MORSETTIERA 220Vac - M1 -

2.5	0Vcc	
2.5	PE	
2.5	PE	
2.5	1110	
2.5	1111	
2.5	1112	
2.5	1112	
2.5	1112	
2.5	1113	
2.5	1113	
2.5	1113	
2.5	2504	
2.5	2506	
2.5	2510	

QG - MORSETTIERA 110Vac - M2 -

2.5	1407	
2.5	1407	
2.5	1407	
2.5	1407	
2.5	1407	
2.5	1407	
2.5	1407	
2.5	1407	
2.5	1407	
2.5	1407	
2.5	1407	
2.5	1407	
2.5	1407	
2.5	1407	
2.5	2621	
2.5	2622	
2.5	2623	
2.5	2624	
2.5	2625	
2.5	2626	
2.5	2627	
2.5	2628	
2.5	3002	
2.5	3004	
2.5	3006	
2.5	3006	
2.5	3008	
2.5	3011	
2.5	3014	
2.5	3102	
2.5	3104	
2.5	3106	
2.5	3108	
2.5	3110	
2.5	3112	

CUSTOMER: L A S I M S.p.A.

REVISIONS: 1 2 3 4

TECHNICAL

CODE: 0 4 0 0 4 _ 0 1

DATE: 0 6 0 6 0 5

TEAM SISTEMI
SERVIZIO PROGETTAZIONE ELETTRICA

DRAWING: 1 0 0 0 T 0 1

REFERENCE

LASIM – PRESSA ROVETTA 1000T (D.E.) MAT. 18

MORSETTIERA QUADRO GENERALE

SHEET 401 402

QG - MORSETTIERA 24Vac - M3 -

2.5	0Vcc	⊙
2.5	1614	⊙
2.5	1614	⊙
2.5	1614	⊙
2.5	1614	⊙
2.5	1614	⊙
2.5	1614	⊙
2.5	1614	⊙
2.5	1614	⊙
2.5	1614	⊙
2.5	1614	⊙
2.5	1614	⊙
2.5	1614	⊙
2.5	1614	⊙
2.5	1614	⊙
2.5	1614	⊙
2.5	1614	⊙
2.5	1614	⊙
2.5	1614	⊙
2.5	1614	⊙
2.5	1614	⊙
2.5	1614	⊙
2.5	1614	⊙
2.5	1614	⊙
2.5	1614	⊙
2.5	1614	⊙
2.5	1614	⊙
2.5	1614	⊙
2.5	2601	⊙
2.5	2602	⊙
2.5	2604	⊙
2.5	2605	⊙
2.5	2607	⊙
2.5	2608	⊙
2.5	2610	⊙
2.5	2611	⊙
2.5	2705	⊙
2.5	2706	⊙
2.5	2707	⊙
2.5	2708	⊙
2.5	2802	⊙
2.5	2804	⊙
2.5	2805	⊙
2.5	2806	⊙
2.5	2808	⊙
2.5	3210	⊙
2.5	3212	⊙
2.5	3213	⊙

2.5	10001	⊙
2.5	10002	⊙
2.5	10003	⊙
2.5	10004	⊙
2.5	10101	⊙
2.5	10102	⊙
2.5	10103	⊙
2.5	10104	⊙
2.5	10201	⊙
2.5	10202	⊙

QL - MORSETTIERA DI LOGICA PILZ - ML -

2.5	0Vcc	⊙
2.5	T0	⊙
2.5	T0	⊙
2.5	T1	⊙
2.5	T1	⊙
2.5	T2	⊙
2.5	T2	⊙
2.5	T3	⊙
2.5	T3	⊙
2.5	1610	⊙
2.5	1610	⊙
2.5	1612	⊙
2.5	1612	⊙
2.5	5304	⊙
2.5	5308	⊙
2.5	5309	⊙
2.5	5309	⊙
2.5	5310	⊙
2.5	5310	⊙
2.5	5311	⊙
2.5	5311	⊙
2.5	5312	⊙
2.5	5312	⊙
2.5	5401	⊙
2.5	5401	⊙
2.5	5402	⊙
2.5	5402	⊙
2.5	5403	⊙
2.5	5403	⊙
2.5	5404	⊙
2.5	5404	⊙
2.5	5501	⊙
2.5	5502	⊙
2.5	5503	⊙
2.5	5504	⊙
2.5	5505	⊙
2.5	5506	⊙
2.5	5601	⊙
2.5	5602	⊙
2.5	5603	⊙
2.5	5604	⊙

2.5	5701	⊙
2.5	5702	⊙
2.5	5801	⊙
2.5	5802	⊙
2.5	6002	⊙
2.5	6003	⊙
2.5	6004	⊙
2.5	6005	⊙
2.5	6101	⊙
2.5	6102	⊙
2.5	6103	⊙
2.5	6104	⊙
2.5	6301	⊙
2.5	6302	⊙
2.5	6303	⊙
2.5	6304	⊙
2.5	6401	⊙
2.5	6402	⊙
2.5	6403	⊙
2.5	6404	⊙
2.5	9019	⊙
2.5	9019	⊙
2.5	9020	⊙
2.5	9020	⊙
2.5	9021	⊙
2.5	9021	⊙
2.5	9022	⊙
2.5	9022	⊙
2.5	9023	⊙
2.5	9023	⊙
2.5	9024	⊙
2.5	9024	⊙
2.5	10303	⊙
2.5	10303	⊙
2.5	10304	⊙
2.5	10304	⊙
2.5	10305	⊙
2.5	10305	⊙
2.5	10306	⊙
2.5	10306	⊙

CUSTOMER: L A S I M S.p.A.

REVISIONS: 1 2 3 4

TECHNICAL

CODE: 0 4 0 0 4 _ 0 1

DATE: 0 6 0 6 0 5

TEAM SISTEMI
SERVIZIO PROGETTAZIONE ELETTRICA

DRAWING: 1 0 0 0 T 0 1

REFERENCE

LASIM – PRESSA ROVETTA 1000T (D.E.) MAT. 18

MORSETTIERA QUADRO GENERALE

SHEET 402 403

QG - MORSETTIERA DI LOGICA SIEMENS - ML1 -

2.5	0Vcc
2.5	0Vcc
2.5	0Vcc
2.5	0Vcc
2.5	0Vcc
2.5	0Vcc
2.5	0Vcc
2.5	0Vcc
2.5	0Vcc
2.5	0Vcc
2.5	0Vcc
2.5	0Vcc
2.5	0Vcc
2.5	0Vcc
2.5	PE
2.5	PE
2.5	PE
2.5	PE
2.5	PE
2.5	A0.0
2.5	E0.0
2.5	A0.1
2.5	E0.1
2.5	A0.2
2.5	E0.2
2.5	A0.3
2.5	E0.3
2.5	A0.4
2.5	E0.4
2.5	A0.5
2.5	E0.5
2.5	A0.6
2.5	E0.6
2.5	A0.7
2.5	E0.7
2.5	A1.0
2.5	A1.1

2.5	E1.0
2.5	E1.1
2.5	E1.2
2.5	E1.3
2.5	E1.4
2.5	E1.5
2.5	A2.0
2.5	E2.0
2.5	A2.1
2.5	E2.1
2.5	A2.2
2.5	E2.2
2.5	A2.3
2.5	E2.3
2.5	A2.4
2.5	E2.4
2.5	A2.5
2.5	E2.5
2.5	A2.6
2.5	E2.6
2.5	A2.7
2.5	E2.7
2.5	A3.0
2.5	E3.0
2.5	A3.1
2.5	E3.1
2.5	A3.2
2.5	E3.2
2.5	A3.3
2.5	E3.3
2.5	A3.4
2.5	E3.4
2.5	A3.5
2.5	E3.5
2.5	A3.6
2.5	E3.6
2.5	A3.7

2.5	E3.7
2.5	E4.0
2.5	E4.1
2.5	E4.2
2.5	E4.3
2.5	E4.4
2.5	E4.5
2.5	E4.6
2.5	E4.7
2.5	E5.0
2.5	E5.1
2.5	E5.2
2.5	E5.3
2.5	E5.4
2.5	E5.5
2.5	E5.6
2.5	E5.7
2.5	E6.0
2.5	E6.1
2.5	E6.2
2.5	E6.3
2.5	E6.4
2.5	E6.5
2.5	E6.6
2.5	E6.7
2.5	E7.0
2.5	E7.1
2.5	E7.2
2.5	E7.3
2.5	E7.4

2.5	E7.5
2.5	E7.6
2.5	E7.7
2.5	1504
2.5	1504
2.5	1612
2.5	1612
2.5	1614
2.5	1614

CUSTOMER: L A S I M S.p.A.

REVISIONS: 1 2 3 4

TECHNICAL

CODE: 0 4 0 0 4 _ 0 1

DATE: 0 6 0 6 0 5

TEAM SISTEMI
SERVIZIO PROGETTAZIONE ELETTRICA

DRAWING: 1 0 0 0 T 0 1

REFERENCE

LASIM – PRESSA ROVETTA 1000T (D.E.) MAT. 18

MORSETTIERA QUADRO GENERALE

SHEET 403 500

L A S I M S.p.A.



PRESSA 1 ROVETTA P_1000T (D.E.)

D2-630-400-3500-2300 MAT.18

DISTINTA MATERIALE

REALIZZATORI :
TEAM SISTEMI

CONTROLLO :
CICCARELLI A.

APPROVAZIONE :
FINELLI A.

CUSTOMER	L A S I M S.p.A.	REVISIONS 1 2 3 4	TECHNICAL	CODE 0 4 0 0 4 _ 0 2 DATE 1 7 0 6 0 5	TEAM SISTEMI SERVIZIO PROGETTAZIONE ELETTRICA
DRAWING 1 0 0 0 T 0 1 REFERENCE	LASIM - PRESSA 1 ROVETTA 1000T (D.E.) MAT. 18				
	DISTINTA MATERIALE				
				SHEET	500 501

SIGLA	DESCRIZIONE	Q.ta	TIPO	COSTRUTTORE	FG.
ARMADIO	TETTO + FONDO DIM. 1000 x 500 mm	2	ATTF – 100050	ETA	
ARMADIO	PORTA + MONTANTI DIM. 1000 x 2000 mm	2	ATPO – 100200	ETA	
ARMADIO	RETRO + MONTANTI DIM. 1000 x 2000 mm	2	ATRE – 100200	ETA	
ARMADIO	PIASTRA INTERNA DIM. 1000 x 2000 mm	2	ATPA – 100200	ETA	
ARMADIO	KIT MONTAGGIO PIASTRA	2	WTKB – 002	ETA	
ARMADIO	ZOCCOLO H – 100 mm	2	ATZ1 – 100050	ETA	
ARMADIO	FIANCHI LATERALI	1	ATFI – 050200	ETA	
ARMADIO	GOLFARI DI SOLLEVAMENTO	1	WTGS – 001	ETA	
ARMADIO	SQUADRETTA DI SOLLEVAMENTO	1	WTSS – 001	ETA	
ARMADIO	KIT UNIONE ARMADI	1	ATKU – 002	ETA	
ARMADIO	PANNELLO INTERMEDIO	1	ATPN – 002000	ETA	
10IG	INTERRUTTORE AUTOMATICO 3 x 400A	1	3VF5211–IDM41–0AA0	SIEMENS	
	BOBINA A LANCIO DI CORRENTE	1	3VF9521–1JK10	SIEMENS	
	CALOTTE	1	3VF9524–IFA00	SIEMENS	
	COMANDO RINVIATO	1	3VF9523–IFA00	SIEMENS	
10ID1	INTERRUTTORE AUTOMATICO 3 x 32A	1	5SY6332 – 7	SIEMENS	
	BLOCCO DIFFERENZIALE	1	5SM2332 – 0	SIEMENS	

CUSTOMER: LASIM S.p.A.

REVISIONS: 1 2 3 4

TECHNICAL

CODE: 0 4 0 0 4 _ 0 2

DATE: 1 7 0 6 0 5

TEAM SISTEMI
SERVIZIO PROGETTAZIONE ELETTRICA

DRAWING: 1 0 0 0 T 0 1

REFERENCE

LASIM - PRESSA 1 ROVETTA 1000T (D.E.) MAT. 18

DISTINTA MATERIALE

SHEET 501 502

SIGLA	DESCRIZIONE	Q.ta	TIPO	COSTRUTTORE	FG.
10IA1	INTERRUTTORE AUTOMANTICO 3 x 160A	1	3VF3211–5ES71–0AA0	SIEMENS	
	CONTATTI AUSILIARI	1	3VF9322–1CB10	SIEMENS	
TA1–TA2–TA3	TRASFORMATORE AMPEROMETRICO 400/SA	3	TAI400/S	IME	
10A1	AMPEROMETRO 72 DOPPIA SCALA	1	RQM 72E	IME	
11IA1	INTERR. MAGNETOTERMICO 5.5 – 8A	1	3RV1421 – 1HA10	SIEMENS	
11ID1	INTERR. DIFFERENZIALE PURO 2 x 25A	1	5SM1312 – 0	SIEMENS	
11IA2 – 11IA3 11IA4	INTERR. AUTOMATICO 2 x 6A	3	5SY6206 – 7	SIEMENS	
11IA5	INTERR. AUTOMATICO 2 x 4A	1	56Y62104 – 7	SIEMENS	
14IA1	INTERR. MAGNETOTERMICO 3.5 – 5A	1	3RV1421–1FA10	SIEMENS	
14IA2	INTERR. AUTOMATICO 2 x 16A	1	5SY6216–7	SIEMENS	
14SZ1	BASE PORTAFUSIBILE 10.3 x 38 2P	1	3NW7021	SIEMENS	
15KM1	CONTATTORE 11Kw ALIMEN. 110Vac	1	3RT1026 – 1AF00	SIEMENS	
15KM2	CONTATTORE 4Kw ALIMEN. 110Vac	1	3RT1016 – 1AF01	SIEMENS	

CUSTOMER: LASIM S.p.A.

REVISIONS: 1 2 3 4

TECHNICAL

CODE: 0 4 0 0 4 _ 0 2

DATE: 1 7 0 6 0 5

TEAM SISTEMI
SERVIZIO PROGETTAZIONE ELETTRICA

DRAWING: 1 0 0 0 T 0 1

REFERENCE

LASIM - PRESSA 1 ROVETTA 1000T (D.E.) MAT. 18

DISTINTA MATERIALE

SHEET 502 503

SIGLA	DESCRIZIONE	Q.ta	TIPO	COSTRUTTORE	FG.
16IA1	INTERR. MAGNETOTERMICO 0.7 – 1A	1	3RV1421 – 0JA10	SIEMENS	
16IA2	INTERR. AUTOMATICO 1 x 2A	1	5SY6102 – 7	SIEMENS	
16IA3 – 16IA4	INTERR. AUTOMATICO 1 x 4A	2	5SY6104 – 7	SIEMENS	
16IA2–3–4	CONTATTI AUSILIARI	3	5ST3010	SIEMENS	
16AL1	ALIMENTATORE 24Vac 10A	1	6EP1334 – 3BA00	SIEMENS	
	SIKOSTART 110Kw 400Vac	1	3RW2238–0DB15	SIEMENS	
FU1–FU2–FU3	BASE PORTAFUSIBILE NH1 1P GR. 3	3	3NH3M30	SIEMENS	
	FUSIBILI NH 450A GR. 2 SITOR	3	3NE1333–0	SIEMENS	
	PARETE DIVISORIA	2	3NX2026	SIEMENS	
21IA1	INTERR. AUTOMATICO 3 x 100A	1	3VF3111–5EQ71–0AA0	SIEMENS	
	CONTATTI AUSILIARI	1	3VF9322–1CB10	SIEMENS	
25MT3 – 25MT4	CONTATTORE 45Kw ALIM. 110Vac	2	3RT1046–1AF00	SIEMENS	
	BLOCCO MECCANICO	1	3RA1924 – 2B	SIEMENS	
	KIT PER TELEINVERSIONE	1	3RA1943 – 2A	SIEMENS	
	CONTATTI AUSILIARI	2	3RH1921 – 1FA22	SIEMENS	
25MT5 – 28MT1	CONTATTORE 75Kw ALIM. 110Vac	2	3RT1055 – 6AF36	SIEMENS	
21IA2 – 21IA3	INTERR. MAGNETOTERMICO 17 – 22A	2	3RV1021 – 4CA10	SIEMENS	
	CONTATTI AUSILIARI	2	3RV1901 – 1F	SIEMENS	
26MT1 – 26MT2	CONTATTORE 11Kw ALIM. 110Vac	4	3RT1026 – 1AF00	SIEMENS	
26MT3 – 26MT4	CONTATTI AUSILIARI	4	3RH1921 – 1FA22	SIEMENS	
	BLOCCO MECCANICO	2	3RA1924 – 2B	SIEMENS	
	KIT PER TELEINVERSIONE	2	3RA1923 – 2A	SIEMENS	

CUSTOMER: LASIM S.p.A.

REVISIONS 1 2 3 4

TECHNICAL

CODE 0 4 0 0 4 _ 0 2

DATE 1 7 0 6 0 5

TEAM SISTEMI

SERVIZIO PROGETTAZIONE ELETTRICA

DRAWING 1 0 0 0 T 0 1

REFERENCE

LASIM - PRESSA 1 ROVETTA 1000T (D.E.) MAT. 18

DISTINTA MATERIALE

SHEET 503 504

SIGLA	DESCRIZIONE	Q.ta	TIPO	COSTRUTTORE	FG.
22IA1 – 22IA2	INTERR. MAGNETOTERMICO 0.55 – 0.8A CONTATTI AUSILIARI	2 2	3RV1021 – 0HA10 3RV1901 – 1F	SIEMENS SIEMENS	
MTA30 – MTA31	CONTATTORE 4Kw ALIM. 110Vac	2	3RT1016 – 1AF01	SIEMENS	
MTA30 – MTA31	RELE' AUSILIARIO ALIM. 110Vac	2	3RH1140 – 1AF00	SIEMENS	
32CR1 – 32CR2 32CR3 – 32CR4	RELE' AUSILIARIO ALIM. 110Vac	4	3RH1131 – 1AF00	SIEMENS	
57KM1 – 57KM2	RELE' AUSILIARIO ALIM. 24Vac	2	3RH1131 – 1BB40	SIEMENS	
58CR1 – 58CR2	RELE' AUSILIARIO ALIM. 24Vac	2	3ERH1140 – 1BB40	SIEMENS	
CRA00 – CRA01 CRA02 – CRA03 CRA04 – CRA05 CRA06 – 20CR1 20CR2	INTERFAC. A RELE' 1 SCAMBIO ALIM. 24Vac ZOCCOLO	9 9	G2R – 1 – SDN P2RF – 05 – E	OMRON OMRON	
CRA20 – CRA21 CRA22 – CRA23 CRA24 – CRA25 CRA32 – 100CR1 100CR2–100CR3 100CR4–101CR1 101CR2–101CR3 101CR4–102CR1 102CR2	INTERFACCIA A RELE' 2 SCAMBI ALIM. 24Vac ZOCCOLO	17 17	G2R – 2 – SND P2RF – 08 – E	OMRON OMRON	

CUSTOMER: LASIM S.p.A.

REVISIONS: 1 2 3 4

TECHNICAL

CODE: 0 4 0 0 4 _ 0 2

DATE: 1 7 0 6 0 5

TEAM SISTEMI
SERVIZIO PROGETTAZIONE ELETTRICA

DRAWING: 1 0 0 0 T 0 1

REFERENCE

LASIM - PRESSA 1 ROVETTA 1000T (D.E.) MAT. 18

DISTINTA MATERIALE

SHEET 504 505

SIGLA	DESCRIZIONE	Q.ta	TIPO	COSTRUTTORE	FG.
13LS1 – 13LS2	PLAFFONIERA	2	050 – SPL100	NEW – ELFIN	
13FC1 – 13FC2	MICRO 2NC	2	050F02	NEW – ELFIN	
13FC3	MICRO 2N0	1	050F20	NEW – ELFIN	
13ES1	ESTRATTORE ARIA ALIM. 230Vac	1	VH 0930	CEB	
35A1 – 36A1	AMPLIFICATORE PER BARRIERE	2	BOX RTA 5420	GREIN	
	MODULO SICUREZZA MULTIFUNZIONE	1	PNOZ m1p	PILZ	
	MODULO ESTENSIONE	2	PNOZ m1p	PILZ	
PLC	MODULO CPU 14INGRESSI/10USCITE	1	6ES7214–1BD23–0XB0	SIEMENS	
PLC	MODULO ESTENSIONE 16INGRSSI/16USCITE	1	6ES7223–1PL22–0XA0	SIEMENS	
PLC	MODULO ESTENSIONE 8 INGRESSI	4	6ES7221–1BF22–0XA0	SIEMENS	
	DISPLAY MESSAGGI TD 200	1	6ES7272–0AA30–0YA0	SIEMENS	
10LA1	COMMUTATORE AMPEROMETRICO	1	T0–3–8048/E	MOELLER	
32LS1	GEMME VERDE+PORTALAMP. LED 110Vac	1	ZB4–BV033+ZBA–BVG1	TELEMECANIQUE	
15LS1 – 15LS2 16LS1	GEMME BIANCA+PORTALAMP. LED 110Vac	3	ZB4–BV013+ZBA–BVG1	TELEMECANIQUE	
15SL1	SELETT. CHIAVE 3 POSIZ. R.M.	1	ZB4–BG7	TELEMECANIQUE	
15SL2 – 85SL1 85SL2	SELETT. LEVA 2 POSIZIONI	3	ZB4–BD2	TELEMECANIQUE	
15PS1	PULSANTE ROSSO	1	ZB4–BA4	TELEMECANIQUE	
16LS1	GEMMA BIANCA+PORTALAMP. LED 24Vac	1	ZB4–BV013+ZB4–BVB1	TELEMECANIQUE	
60SL1	SELETT. CHIAVE 3 POSIZIONI	1	ZB4–BG0	TELEMECANIQUE	
84LS1	GEMME ROSSO+PORTALAMP. LED 110Vac	1	ZB4–BV043+ZBA–BVG1	TELEMECANIQUE	

SIGLA	DESCRIZIONE	Q.ta	TIPO	COSTRUTTORE	FG.
55PS1 – 55PS2	PULSANTE BLU	2	ZB4–BA4	TELEMECANIQUE	
	CORPO CONTATTI	8	ZB4–BZ105	TELEMECANIQUE	
25SL1 – 55SL1 82SL1 – 81SL1 83SL1 – 83SL2	SELETT. CHIAVE 3 POSIZ.	6	ZB4–BG0	TELEMECANIQUE	
81PS2 – 81PS3 82PS1 – 82PS2	PULSANTI LUMIN. CON LED VERDE	4	XB4 – BW33B5	TELEMECANIQUE	
85PS1 – 85PS2	PULSANTE NERO	2	ZB4–BA4	TELEMECANIQUE	
81PS1	PULSANTE GIALLO	1	ZB4–BA4	TELEMECANIQUE	
	BASE PER COLONNINA	1	855T – BPM10C	ROCKWELL	
82LS1	ELEMENTO LUMINOSO ROSSO	1	855T – B24DU4	ROCKWELL	
82LS2	ELEMENTO LUMINOSO VERDE	1	855T – B24DU3	ROCKWELL	
82LS3	ELEMENTO LUMINOSO BLU	1	855T – B24DU5	ROCKWELL	

CUSTOMER: LASIM S.p.A.

REVISIONS: 1 2 3 4

TECHNICAL

CODE: 0 4 0 0 4 _ 0 2

DATE: 1 7 0 6 0 5

TEAM SISTEMI
SERVIZIO PROGETTAZIONE ELETTRICA

DRAWING: 1 0 0 0 T 0 1

REFERENCE

LASIM - PRESSA 1 ROVETTA 1000T (D.E.) MAT. 18

DISTINTA MATERIALE

SHEET 506 /