MACCHINA 3176-F00 OP.030

ARMADIO ELETTR.-PLC (GRUPPO =T)

SCHEMA ELETTRICO STP3087

PLC E/CAMPO-A 18.0 -19.7

71

2

			Datum	26.08.92	F.M.A	KARL KLINK GmbH	SCHEMA ELETTRICO	STP3088	=T	
			Bearb	sr	Kom.: 3088 Masch.Typ RKWM	Pforzheim WII				
			Gepr.	25.02.93						
Änderung	Datum	Name	Norm		Urspr. / Ers.f.	Ers.d.		OP.040	3177-F00	Bl. 1 / 155 Bl

COLLEGAMENTO ALLA SOVRAPOSTO PARTICOLARE

ALIMENTAZIONI

380V/50Hz

20L1/ =N/29.8	N-20L1	-20L1/ 3.1
20L2/ =N/29.8	N-20L2	-20L2/ 3.1
20L3/ =N/29.8	N-20L3	-20L3/ 3.1
T-PE/ =N/29.8	PE	-PE/ 3.1

ILLUMINAZIONE ARMADIO

220V AC

-100L1/ =N/10.8	N-100L1	-100L1/ 3.1
-100L2/ =N/10.8	N-100L2	-100L2/ 3.1

CONDIZIONATORE

220V AC

83L1/ =N/35.7	N-83L1	-83L1/ 4.3
T-80L2/ =N/35.7	N-80L2	-80L2/ 4.3

INTERRUTTORE GENERALE DISINERITO

110V AC

T-90L1/ =N/3.4	N-90L1	-90L1/ 68.2
T-90L2/ =N/3.4	N-90L2	-90L2/ 68.3
T-HSA/ =N/3.4	N-HSA	-HSA/ 68.3

ALIMENTAZIONI

24V DC

1P3/ =N/51.5	N-1P3	-1P3/ 20.1
		-1P3./ 76.1
1M3/ =N/51.5	N-M	-1M3/ 75.1
		-1M3./ 76.1
2P4/ =N/71.7	N-2P4	-2P4/ 21.1
2P5/ =N/71.7	N-2P5	-2P5/ 109.1
2M4/ =N/71.7	N-2M4	-2M4/ 21.1
T-4P1/ =N/81.2	N-4P1	-4P1/ 68.4
T-4M1/ =N/81.2	N-4M1	-4M1/ 68.4
T-4P2/ =N/81.4	N-4P2	-4P2/ 4.1
T-4M2/ =N/81.4	N-4M2	-4M2/ 4.1

ET 100 OK

-07271/ =01/2.4	01-07271	-1-07271/ 69.8
-07272/ =01/2.4	01-07272	-1-07272/ 69.8
8-07271/ =03/2.4	03-07271	-3-07271/ 69.8
8-07272/ =03/2.4	03-07272	-3-07272/ 69.8

ET 100 BUS

BUS1.3/ =N/170.1	BUS 1	-BUS1.3/ 69.1
BUS2.3/ =N/170.1	BUS 2	-BUS2.3/ 69.1
BUS1.4/ =01/2.7	BUS 1	-BUS1.4/ 69.1
BUS2.4/ =01/2.7	BUS 2	-BUS2.4/ 69.1

1 3

			Datum	23.02.93	F.M.A	KARL KLINK GmbH	SCHEMA ELETTRICO	STP3088	=T
			Bearb.	sr	Kom.: 3088 Masch.Typ RKWM	Pforzheim WII			
			Gepr.	25.02.93				OP.040	3177-F00
Änderung	Datum	Name	Norm		Urspr. / Ers.f.	Ers.a.			Bl. 2 / 155 Bl

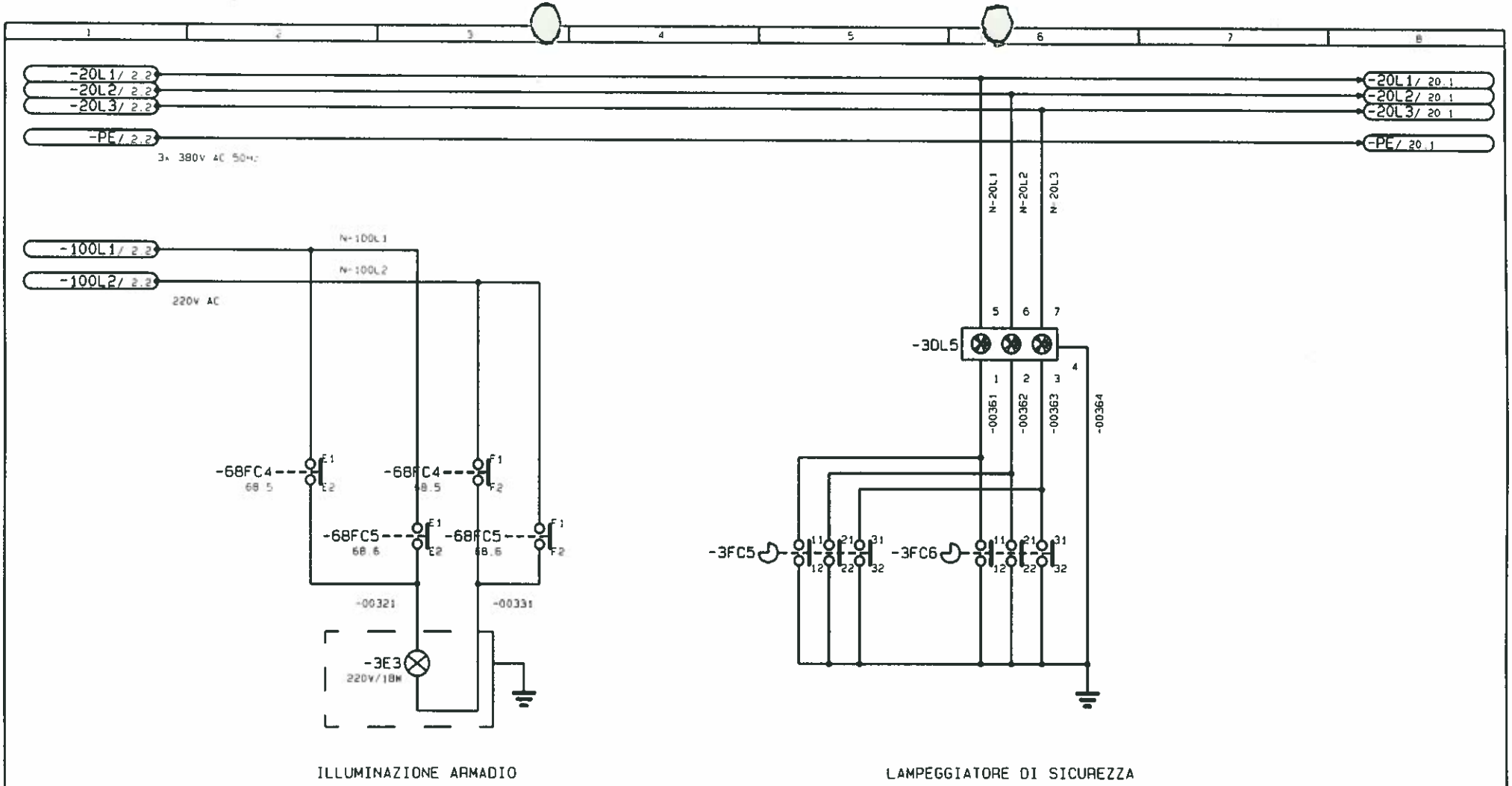

ILLUMINAZIONE ARMADIO

LAMPEGGIATORE DI SICUREZZA

ARMADIO
PRINCIPALE
2

4

			Datum	08.12.92	F.M.A	KARL KLINK GmbH Pforzheim WII	SCHEMA ELETTRICO	STP3088	=T
			Bearb.	sr	Kom.: 3088 Masch.Typ RKWM				
			Gepr.	25.02.93				OP.040	3177-F00
Änderung	Datum	Name	Norm		Urspr. / Ers.f.	Ers.d.			Bl. 3 / 155 Bl

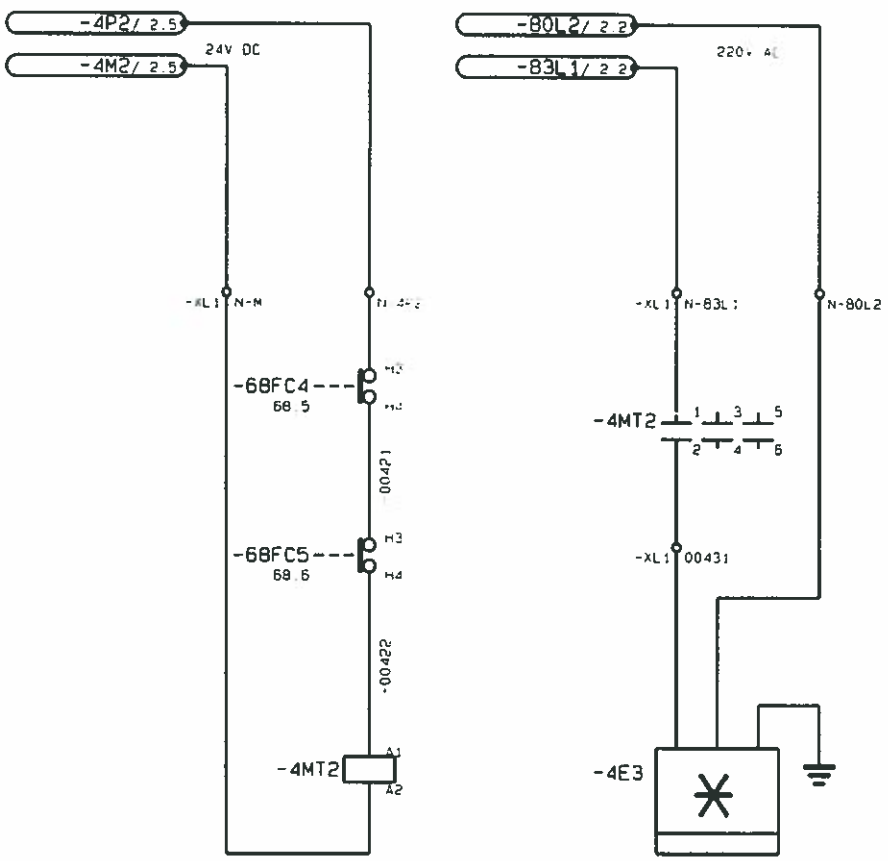

NA	NC
4.3	
4.3	
4.4	

+S1

3

20

			Datum	16.09.92	F.M.A		KARL KLINK GmbH	SCHEMA ELETTRICO	STP3088	=T	
			Bearb.	sc	Kom.: 3088 Masch.Typ RKWM		Pforzheim WII				
			Gepr.	25.02.93					OP.040	3177-F00	Bl. 4
Änderung	Datum	Name	Norm		Urspr.	Ers.f.	Ers.d.				155 Bl

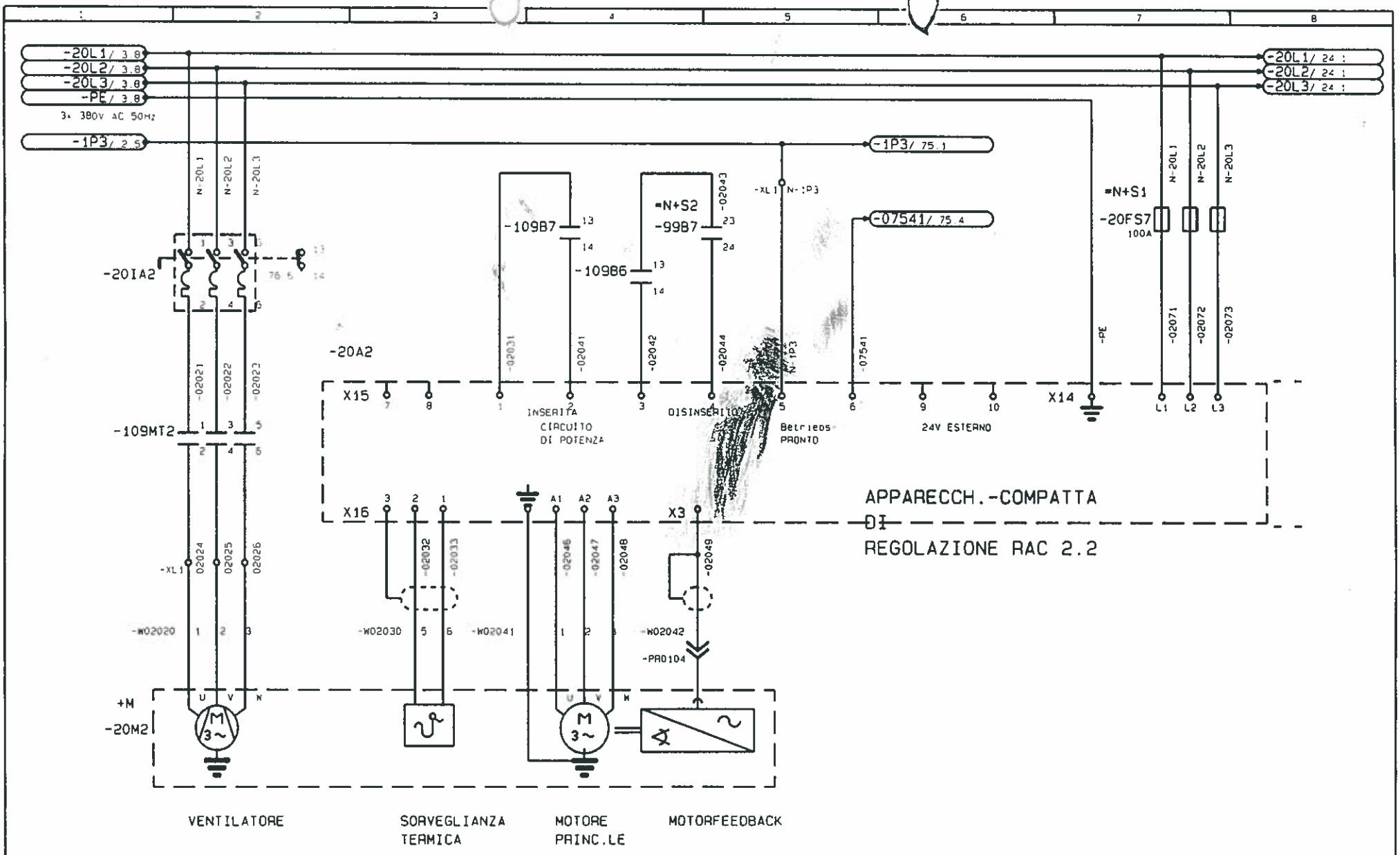

			Datum	04.02.93	F.M.A	KARL KLINK GmbH	SCHEMA ELETTRICO	STP3088	=T
			Bearb.	sr	Kom.: 3088 Masch.Typ RKWM	Pforzheim WII			
			Gepr.	25.02.93				OP.040	3177-F00	Bl. 20
Änderung	Datum	Name	Norm		Urspr.	Ers. f.	Ers. d.			155 Bl

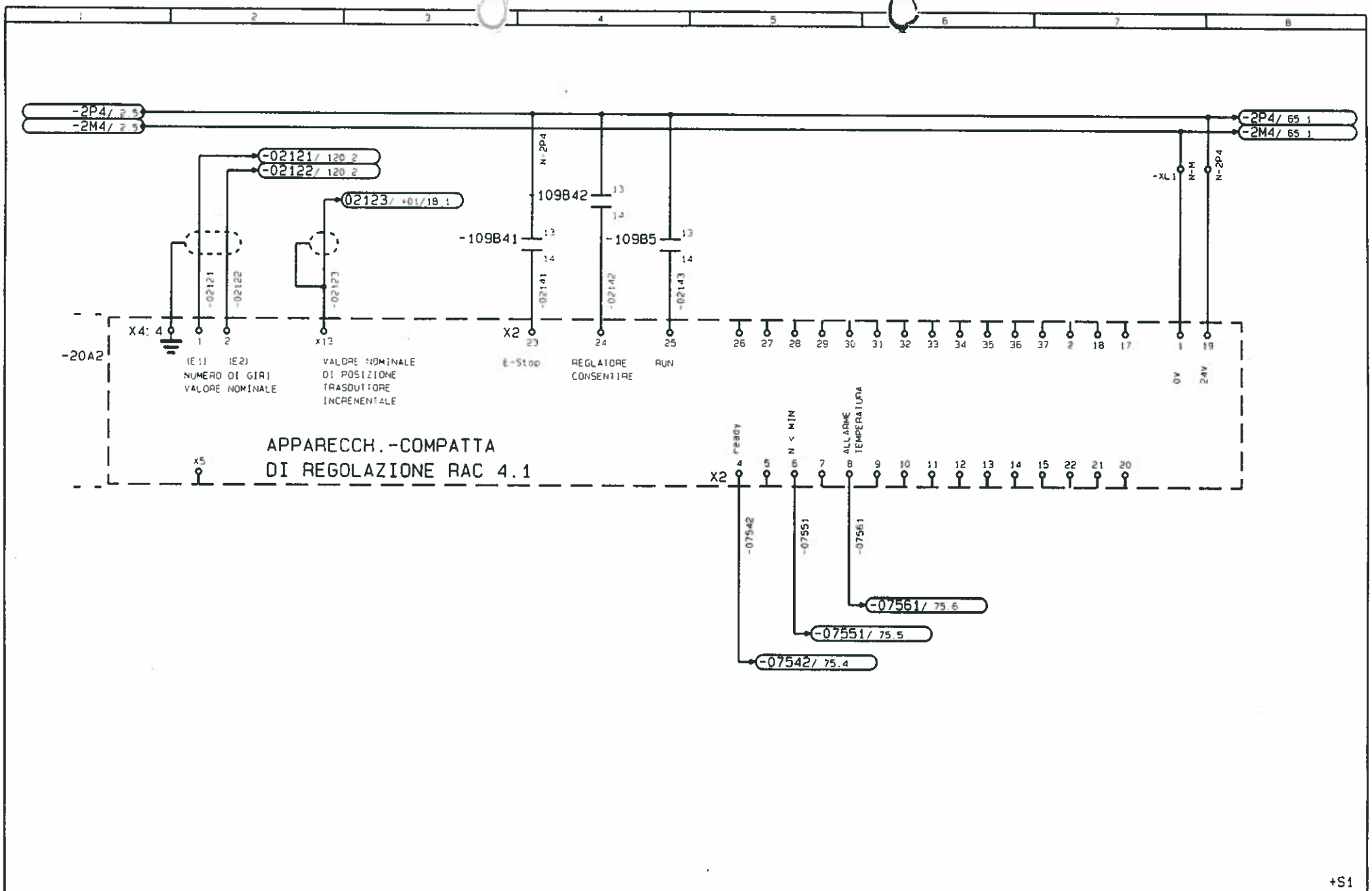

			Datum	23.02.93	F.M.A	KARL KLINK GmbH	SCHEMA ELETTRICO	STP3088	+1	
			Bearb.	sr		Pforzheim WII				
			Gepr.	25.02.93	Kom.: 3088 Masch.Typ RKWM					
Änderung	Datum	Name	Norm		Urspr. / Ers. f.	Ers. d.		OP.040	3177-F00	Bl. 21 / 155 Bl

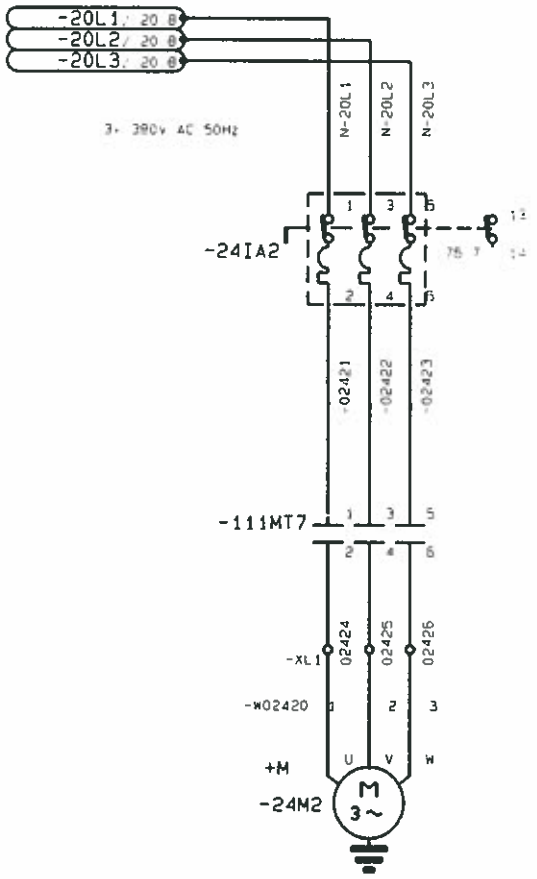

MOTORE
IDRAULICO
2,2KW / 5A
1000 1/MIN

21

65

			Datum	24.02.93	F.M.A	KARL KLINK GmbH	SCHEMA ELETTRICO	STP3088		
			Bearb.	sr	Kom.: 3088 Masch.Typ RKWM	Pforzheim WII				
			Gepr.	25.02.93				OP.040	3177-F00	Bl. 24
Änderung	Datum	Name	Norm		Urspr. / Ers.f.	Ers.d.				155 Bl

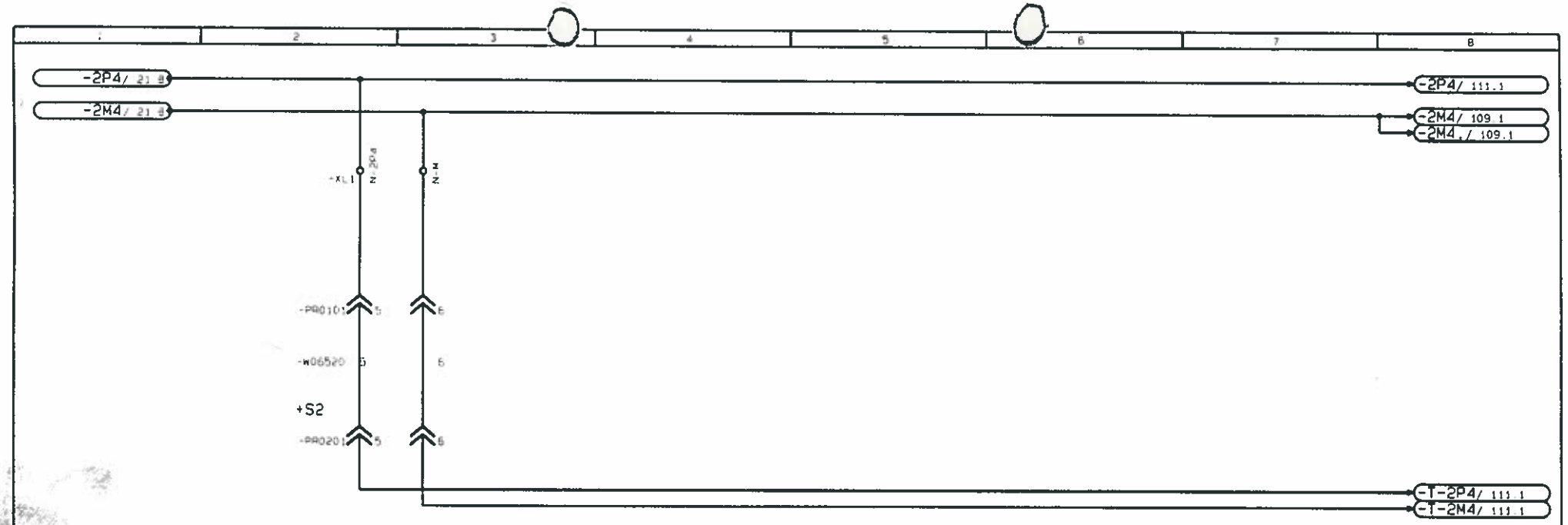

ALIMENTAZIONE 24V DC

+S1

24

68

			Datum	04.02.93	F.M.A	KARL KLINK GmbH	SCHEMA ELETTRICO	STP3088	
			Bearb.	sr	Kom.: 3088 Masch.Typ RKWM	Pforzheim WII			
			Gepr.	25.02.93				OP.040	3177-F00
Änderung	Datum	Name	Norm		Urspr. / Ers.f.	Ers.d.			Bl. 65 / 155 Bl

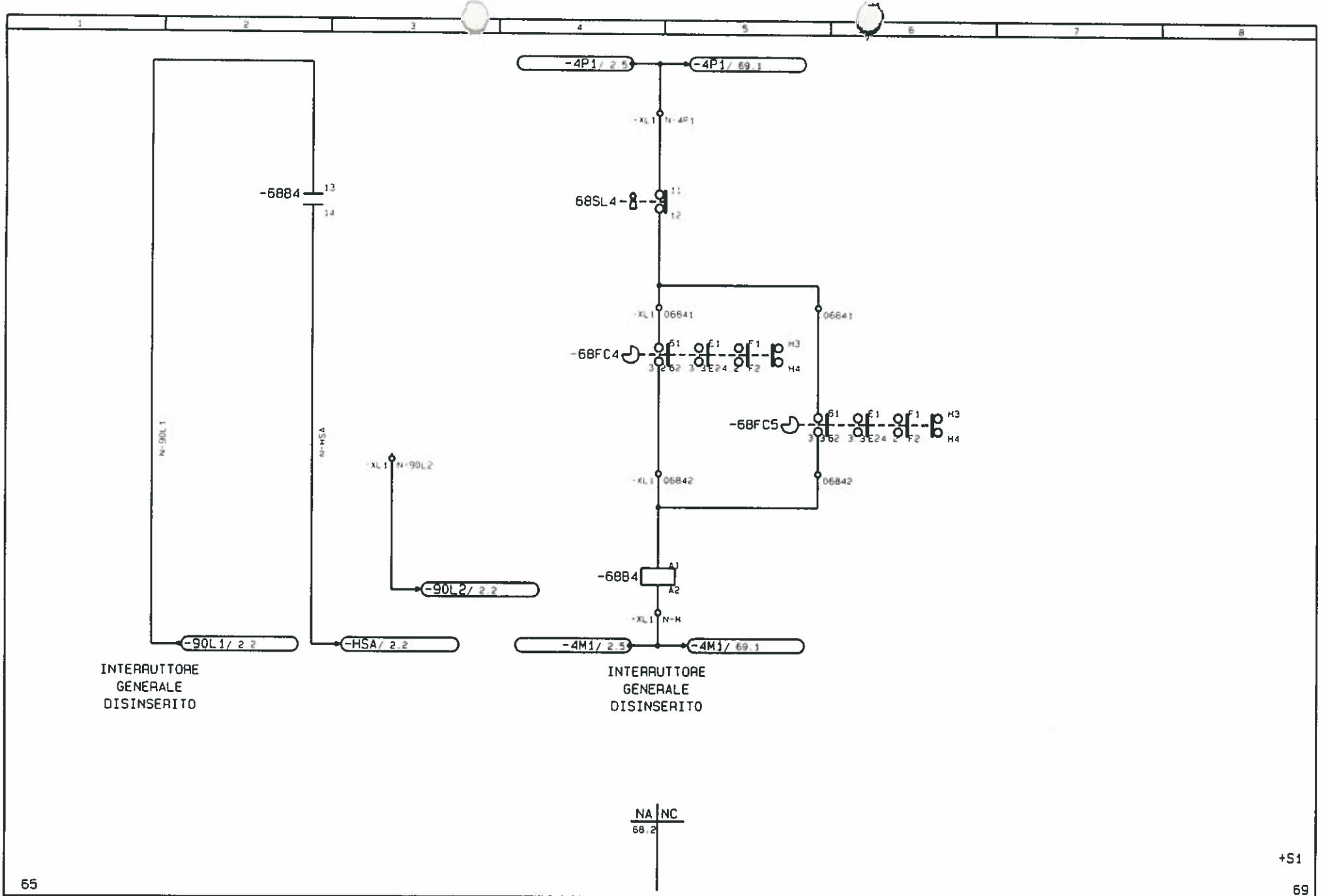

			Datum	09.09.92	F.M.A	KARL KLINK GmbH	SCHEMA ELETTRICO	STP3088	+T
			Bearb.	sc	Kom.: 3088 Masch.Typ RKWM	Pforzheim WII			
			Gepr.	25.02.93					
Änderung	Datum	Name	Norm		Urspr. / Ers.f.	Ers.d.		OP.040 / 3177-F00	Bl. 68 / 155 Bl

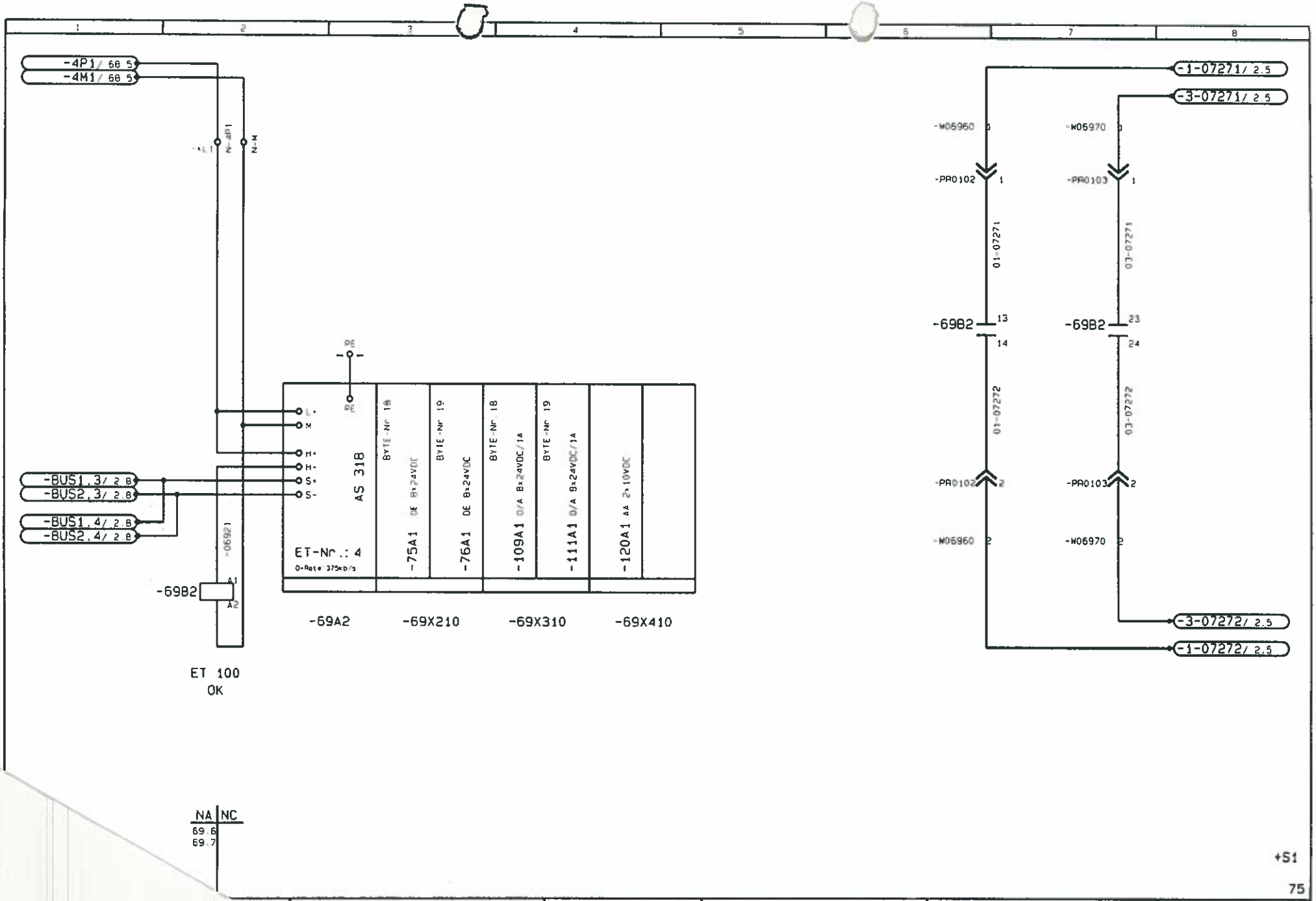

F.M.A Kom.: 3088 Masch.Typ RKWM	KARL KLINK GmbH Pforzheim WII	SCHEMA ELETTRICO	STP3088	
Ers.f.	Ers.d.		OP.040	3177-F00

Bl. 69
155 Bl

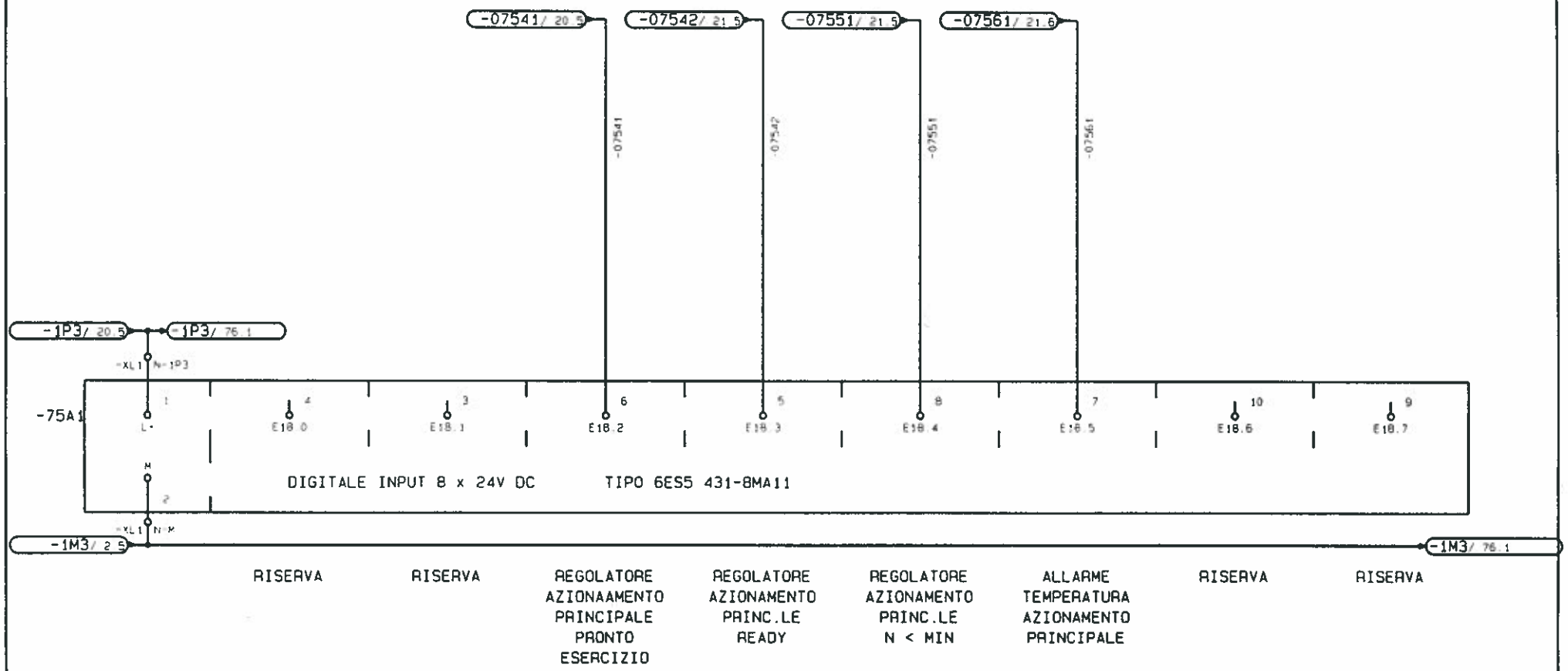

69 76

			Datum	26.08.92	F.M.A	KARL KLINK GmbH	SCHEMA ELETTRICO	STP3088	=T
			Bearb.	sr	Kom.: 3088 Masch.Typ RKWM	Pforzheim WII			
			Gepr.	25.02.93				OP.040 3177-F00	Bl. 75
Änderung	Datum	Name	Norm		Urspr. / Ersf.	Ers.d.			155 Bl

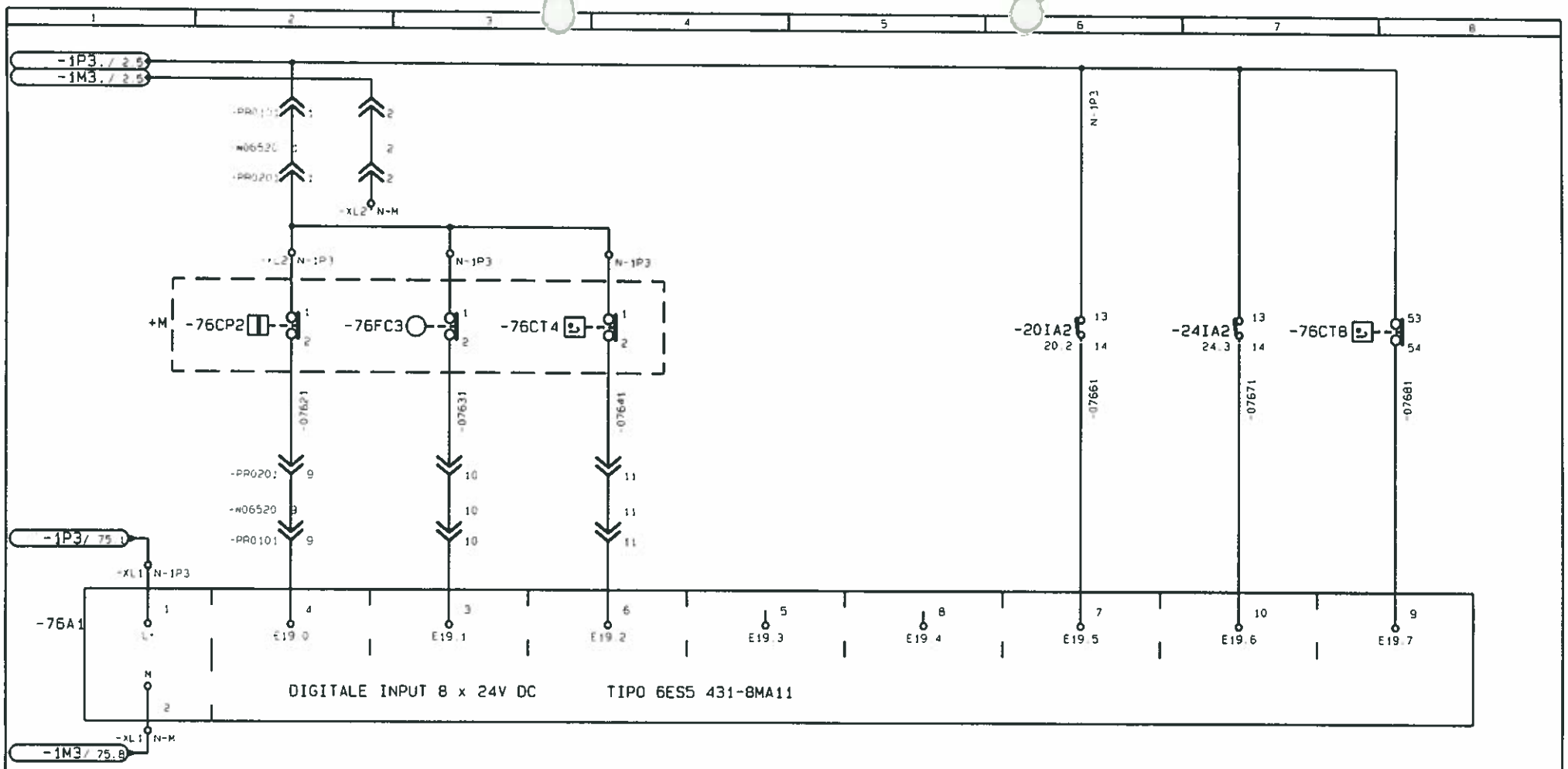

CENTRALINA IDR. FILTRO IDRAULICO OK	CENTRALINA IDR. LIVELLO OLIO OK	CENTRALINA IDR. TEMPER.OLIO OK	RISERVA
RISERVA	PROTEZIONE MOTORE VENTILATORE PER MOTORE PRINC.LE OK	PROTEZIONE MOTORE IDRAULICA OK	TEMPERATURA ARMADIO ELETTRICO OK

+S1

75

109

			Datum	18.09.92	F.M.A	KARL KLINK GmbH Pforzheim WII	SCHEMA ELETTRICO	STP3088
			Beard.	sr	Kom.: 3088 Masch.Typ RKWM			
			Gepr.	25.02.93				OP.040 / 3177-F00
Änderung	Datum	Name	Norm		Urspr. / Ers.f.	Ers.d.		Bl. 76 / 155 Bl.

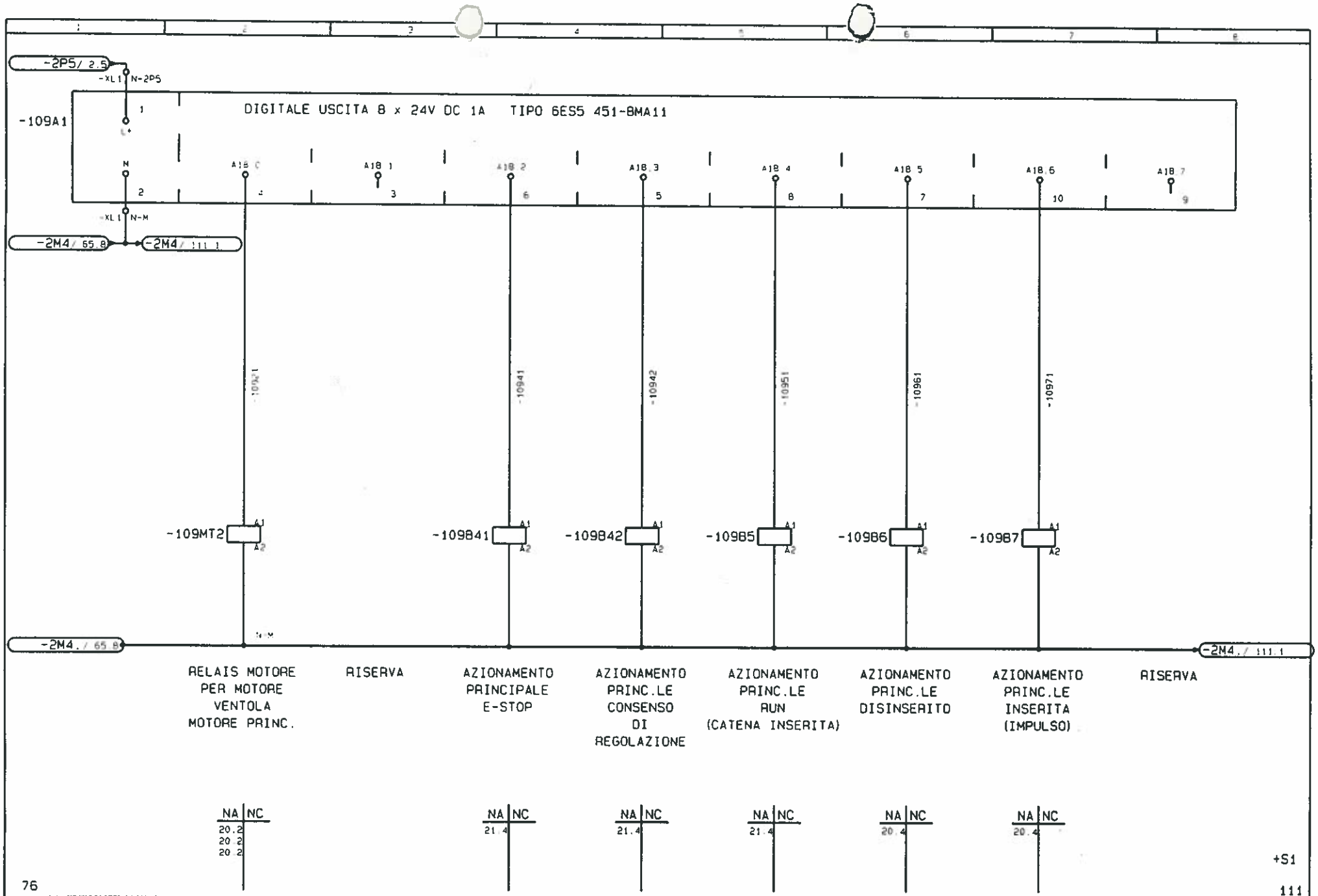

			Datum	04.02.93	F.M.A	KARL KLINK GmbH	SCHEMA ELETTRICO	STP3088	=T
			Bearb.	sr	Kom.: 3088 Masch.Typ RKWM	Pforzheim WII			
			Gepr.	25.02.93					
Änderung	Datum	Name	Norm		Urspr. / Ers.f.	Ers.d.		OP.040 / 3177-F00	Bl.109 / 155 Bl

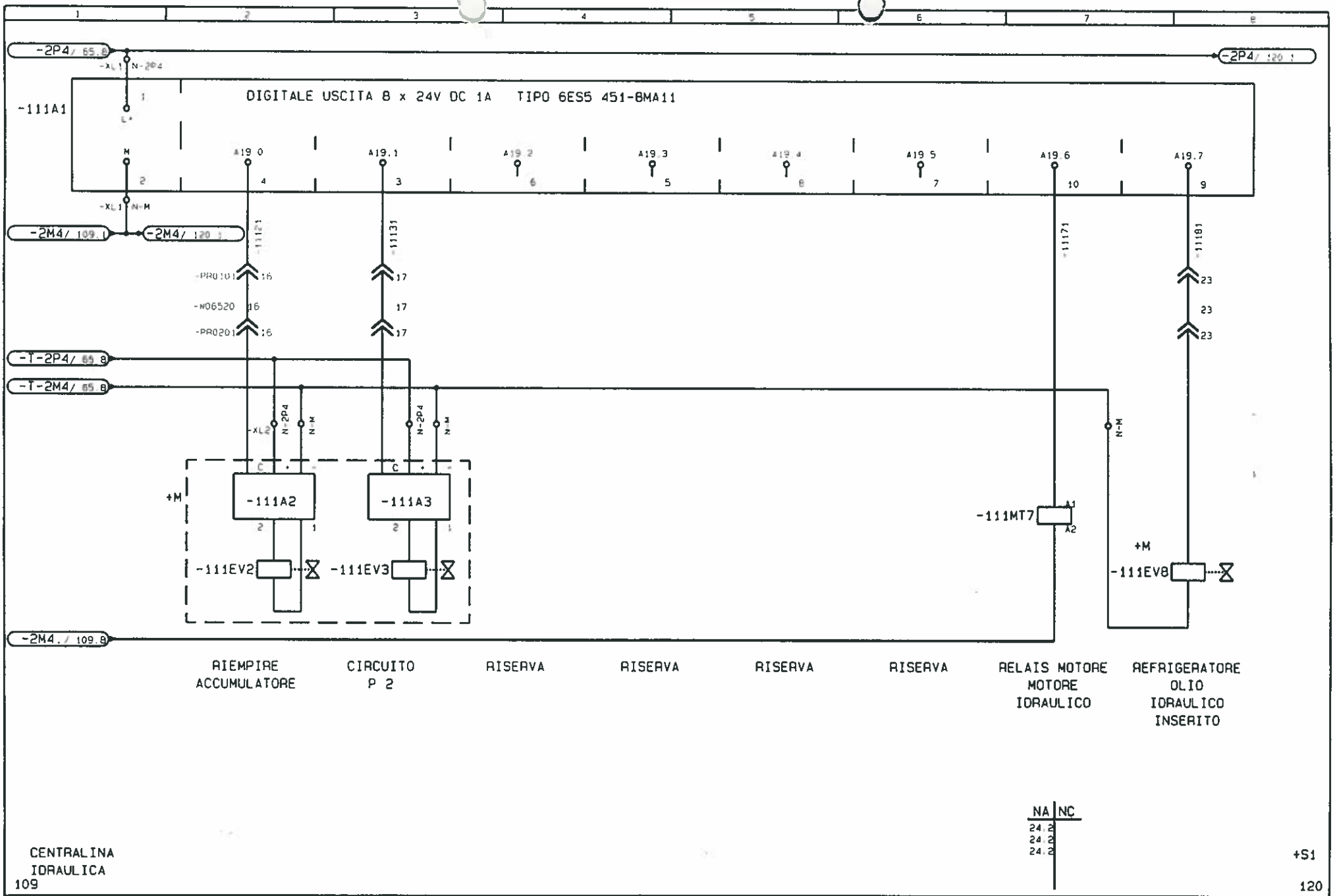

			Datum	04.02.93	F.M.A	KARL KLINK GmbH	SCHEMA ELETTRICO	STP3088	=T
			Bearb.	sr	Kom.: 3088 Masch.Typ AKWM	Pforzheim WII			
			Gepr.	25.02.93				OP.040 3177-F00	Bl.111
Änderung	Datum	Name	Norm		Urspr. Ers.f.	Ers.d.			155 Bl

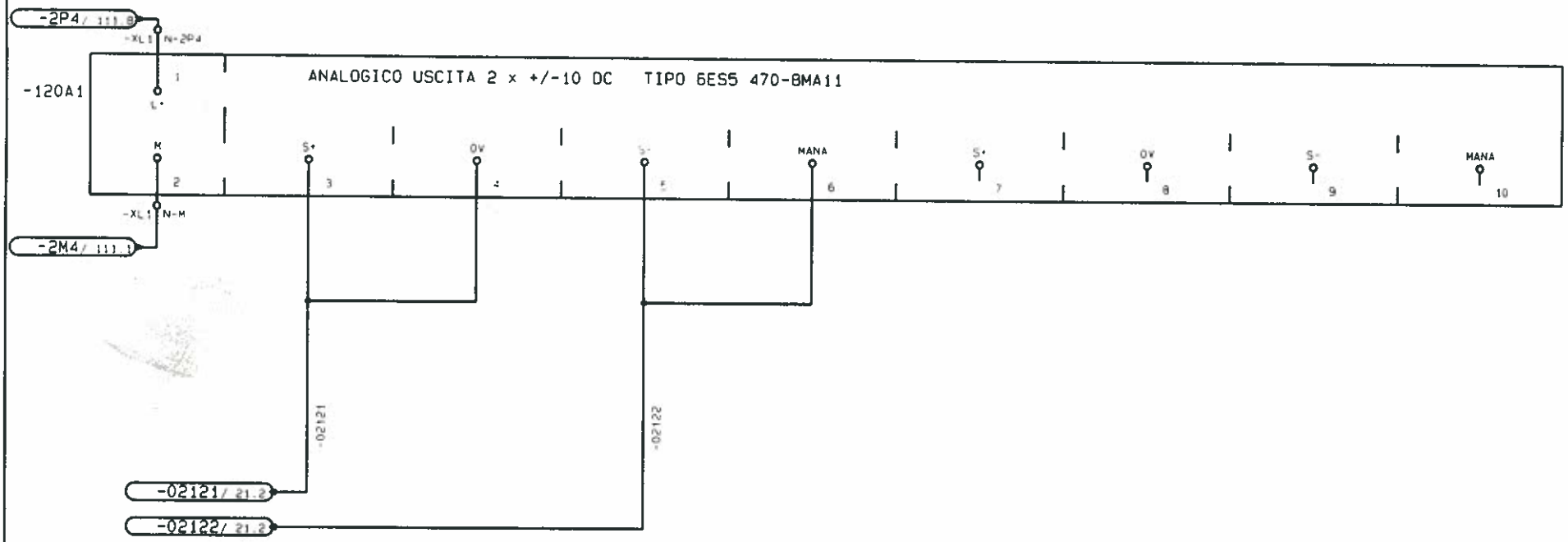

VALORE NOMINALE MOTORE PRINCIPALE	VALORE NOMINALE MOTORE PRINCIPALE	VALORE NOMINALE MOTORE PRINCIPALE	VALORE NOMINALE MOTORE PRINCIPALE	RISERVA	RISERVA	RISERVA	RISERVA

+S1

111

152

			Datum	31.08.92	F.M.A	KARL KLINK GmbH Pforzheim WII	SCHEMA ELETTRICO	STP3088	=T
			Bearb.	sc	Kom.: 3088 Masch.Typ RKWM				
			Gepr.	25.02.93					
Änderung	Datum	Name	Norm		Urspr. / Ers.f.	Ers.d.		OP.040 / 3177-F00	Bl.120 / 155 Bl.

Aufbau Montagetafel

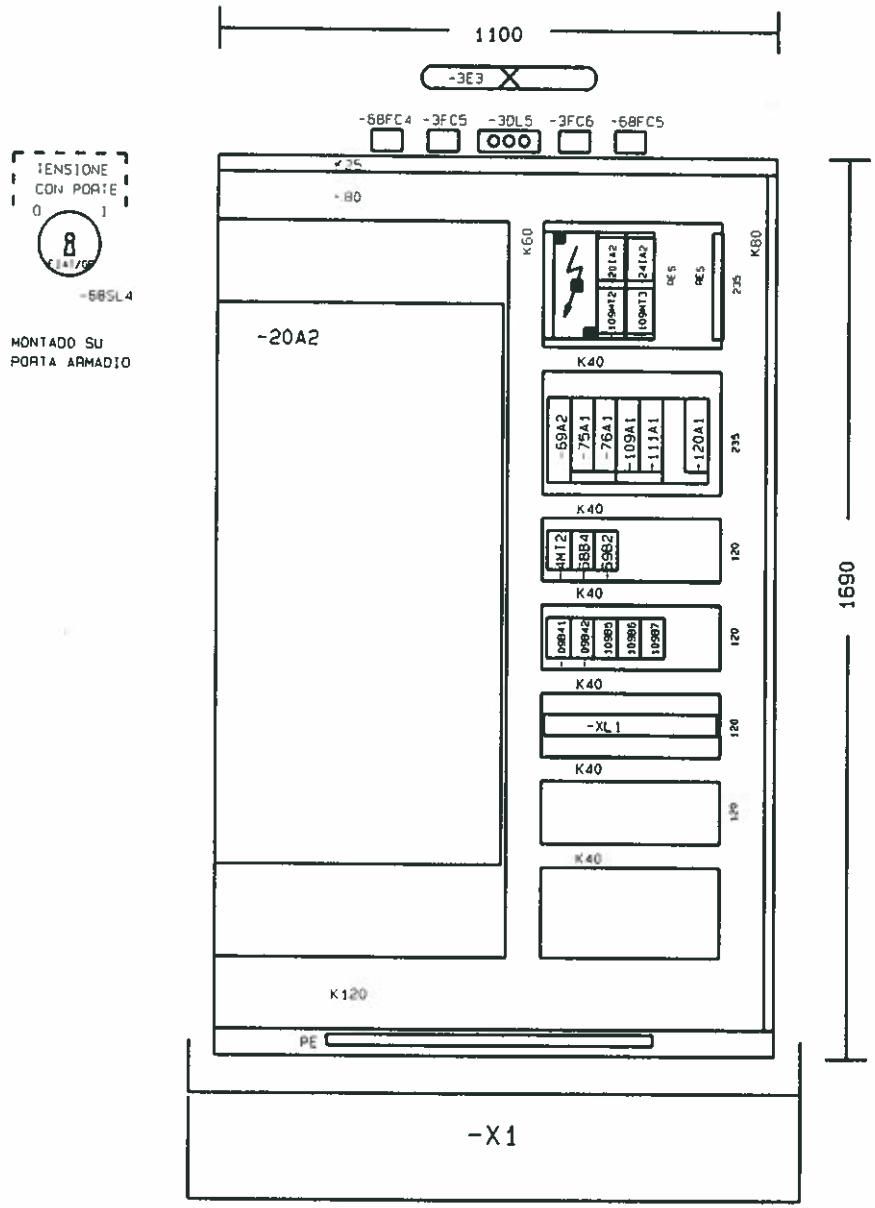

Gruppe =T

120

155

			Datum	16.11.92	F.M.A.	KARL KLINK GmbH	Stromlaufplan	ESTP3088	=T	
			Bearb.	sr	Kom.: 3088 Masch.Typ RKWM	Pforzheim WII				
			Gepr.	22.02.93						
Änderung	Datum	Name	Norm		Urspr. / Ers.f.	Ers.d.		OP.040	3177-F00	81.152 / 155 81