MACCHINA 3177-F00 OP.040

ARMADIO ELETTR.-PLC (GRUPPO =Q)

SCHEMA ELETTRICO STP3088

PLC E/CAMPO-A 0.0 -11.7

205

2

			Datum	19.02.93	F.M.A		KARL KLINK GmbH	SCHEMA ELETTRICO	STP3088	=Q	
			Bearb.	3	Kom.: 3088 Masch.Typ AKWM		Pforzheim WII				
			Gepr.	25.02.93					OP.040	3177-F00	Bl. 1
Änderung	Datum	Name	Norm		Urspr.	Ers.f.	Ers.d.				75 Bl

COLLEGAMENTO ALLA SOVRAPOSTO PARTICOLARE

ILLUMINAZIONE ARMADIO

220V AC

N-100L1/ =N/10.8	N-100L1	-100L1/ 4.5
N-100L2/ =N/10.8	N-100L2	-100L2/ 4.5
HP-100L1/ =HP/2.1		
HP-100L2/ =HP/2.1		

ALIMENTAZIONI

24V DC

1P5/ =N/52.2	N-1P5	-1P5/ 20.1
1M5/ =N/52.2	N-M	-1M5/ 20.1
4P2/ =N/81.4	N-4P2	-4P2/ 4.1
4M2/ =N/81.4	N-M	-4M2/ 4.1

ET 100 BUS

BUS1/ =HP/2.7	BUS 1	-BUS1/ 10.8
BUS2/ =HP/2.7	BUS 2	-BUS2/ 10.8

CONDIZIONATORE

220V AC

82L1/ =N/35.6	N-82L1	-82L1/ 4.3
0-80L2/ =N/35.6	N-80L2	-80L2/ 4.3

PRESE

110V AC

72L1/ =N/30.6	N-72L1	-72L1/ 5.1
0-70L2/ =N/30.6	N-70L2	-70L2/ 5.1

1 4

			Datum	10.12.92	F.M.A		KARL KLINK GmbH	SCHEMA ELETTRICO	STP3088		=0
			Bearb.	3	Kom.: 3088 Masch.Typ AKWM		Pforzheim WII				
			Gepr.	25.02.93					OP.040	3177-F00	Bl. 2
Änderung	Datum	Name	Norm		Urspr.	Ers.f.	Ers.d.				75 Bl

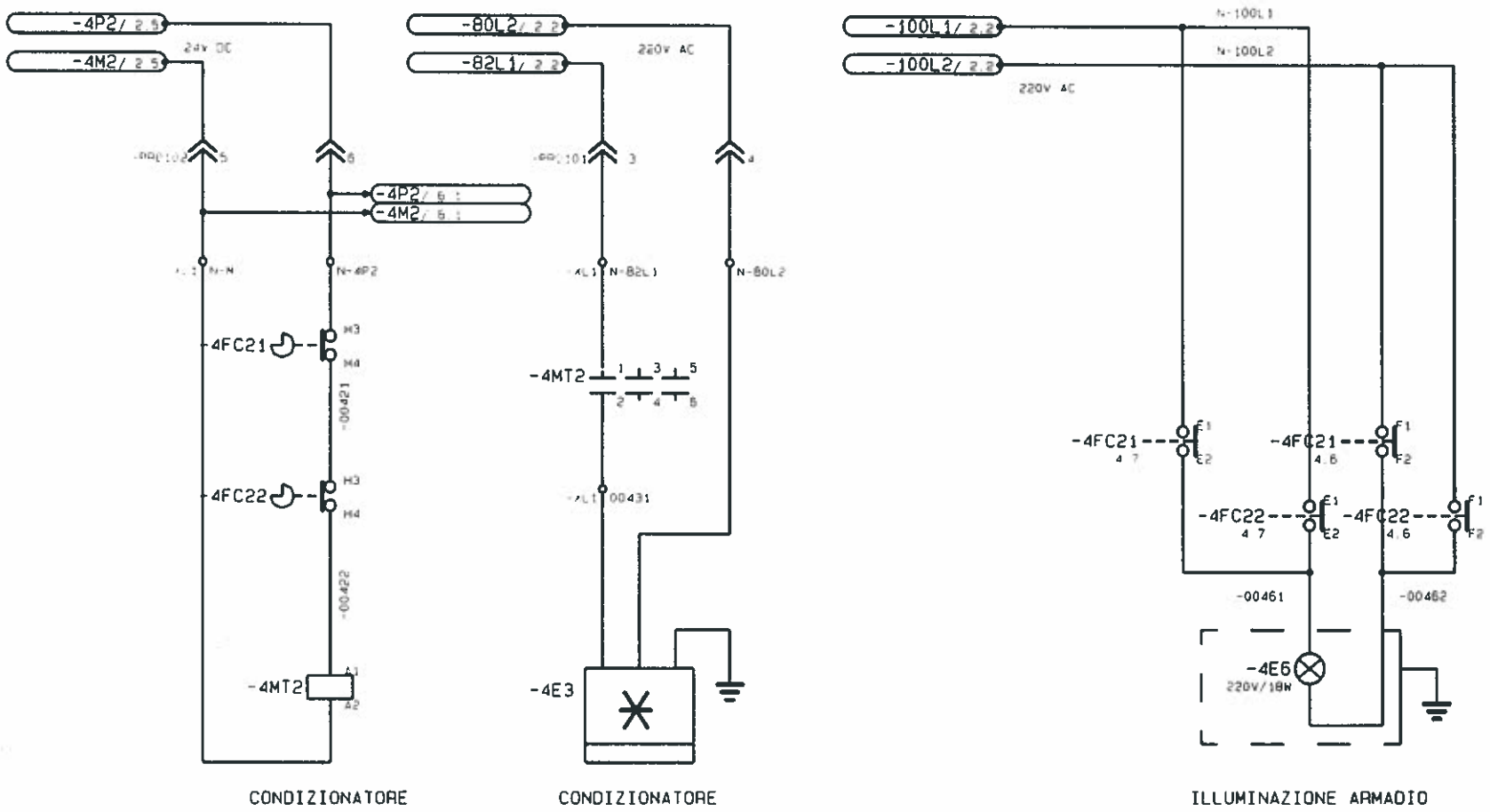

CONDIZIONATORE INSERITO

CONDIZIONATORE

ILLUMINAZIONE ARMADIO

NA	NC
4.3	
4.3	
4.4	

2 5

			Datum	19.11.92	F.M.A	KARL KLINK GmbH	SCHEMA ELETTRICO	STP3088		=0	
			Bearb.	3	Kom.: 3088 Masch.Typ AKWM	Pforzheim WII					
			Gepr.	25.02.93				OP.040	3177-F00		Bl. 4
Änderung	Datum	Name	Norm		Urspr.	Ers f.	Ers d.				75 Bl

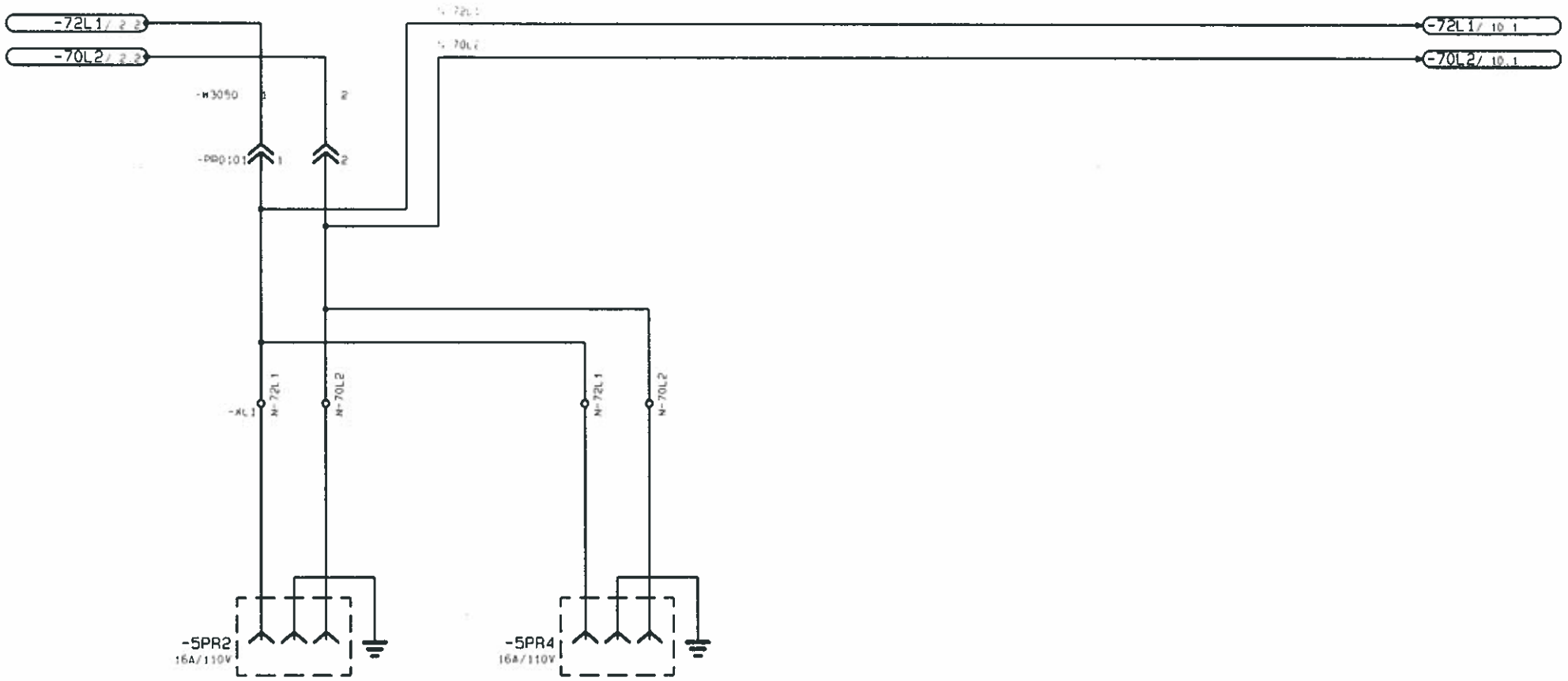

APPARECCHIO
PROGRAMMATORE PG PRESA
110V AC

PESA STAMPANTE
110V AC

4 6

			Datum	29.10.92	F.M.A	KARL KLINK GmbH	SCHEMA ELETTRICO	STP3088	=0
			Bearb.	3	Kom.: 3088 Masch.Typ RKWM	Pforzheim WII			
			Gepr.	25.02.93				0P.040 3177-F00	Bl. 5
Änderung	Datum	Name	Norm		Urspr. / Ers.f.	Ers.d.			75 Bl

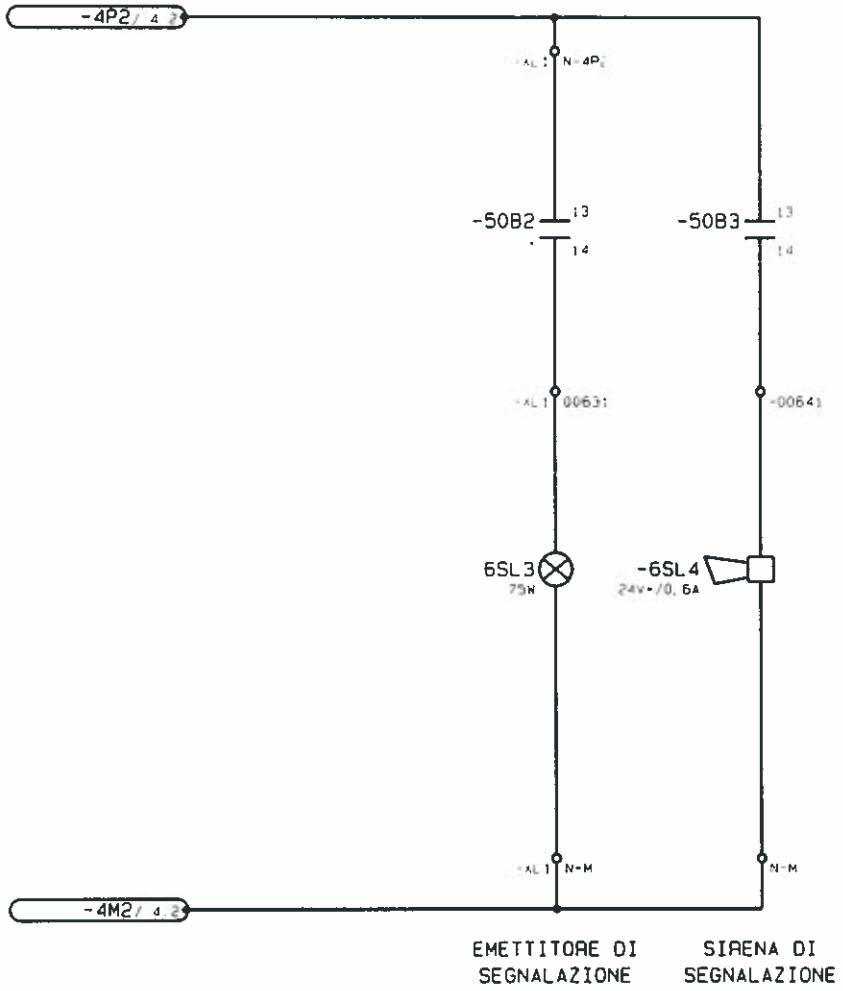

5 10

			Datum	03.09.92	F.M.A	KARL KLINK GmbH	SCHEMA ELETTRICO	STP3088	=0
			Bearb.	3	Kom.: 3088 Masch.Typ AKWM	Pforzheim WII			
			Gepr.	25.02.93				OP.040	3177-F00	Bl. 6 / 75 Bl
Änderung	Datum	Name	Norm		Urspr. / Ers.f.	Ers.d.			

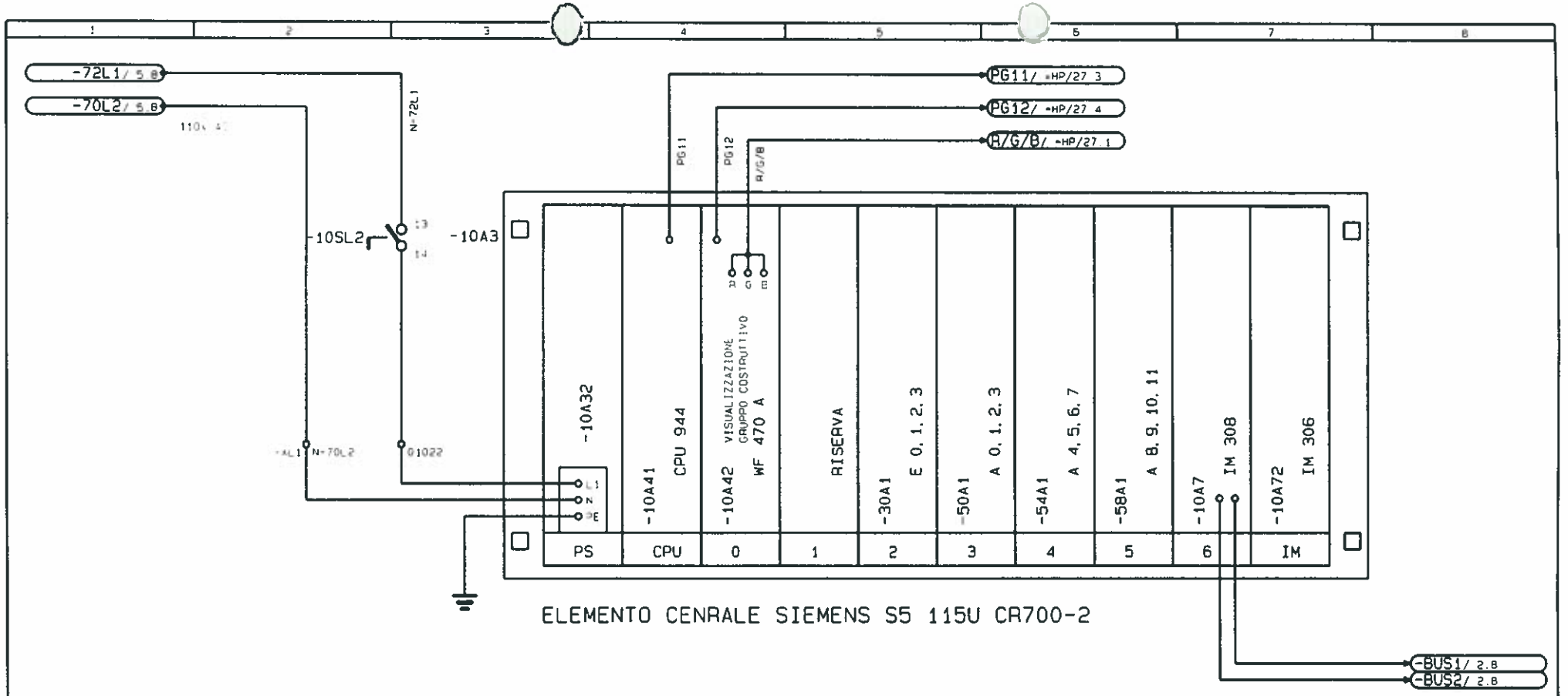

ELEMENTO CENRALE SIEMENS S5 115U CR700-2

6 20

			Datum	23.02.93	F.M.A	KARL KLINK GmbH	SCHEMA ELETTRICO	STP3088	=0
			Bearb.	3	Kom.: 3088 Masch.Typ RKWM	Pforzheim WII			
			Gepr.	25.02.93				OP.040	3177-F00	Bl 10
Änderung	Datum	Name	Norm		Urspr.	Ers.f.	Ers.d.			75 Bl



ALIMENTAZIONE 24V DC

10 30

			Datum	03.09.92	F.M.A	KARL KLINK GmbH	SCHEMA ELETTRICO	STP3088	=0
			Beard.	3	Kom.: 3088 Masch.Typ RKWM	Pforzheim WII			
			Gepr.	25.02.93				OP.040 3177-F00	Bl 20
Änderung	Datum	Name	Norm		Urspr.	Ers.f.	Ers.d.		75 Bl

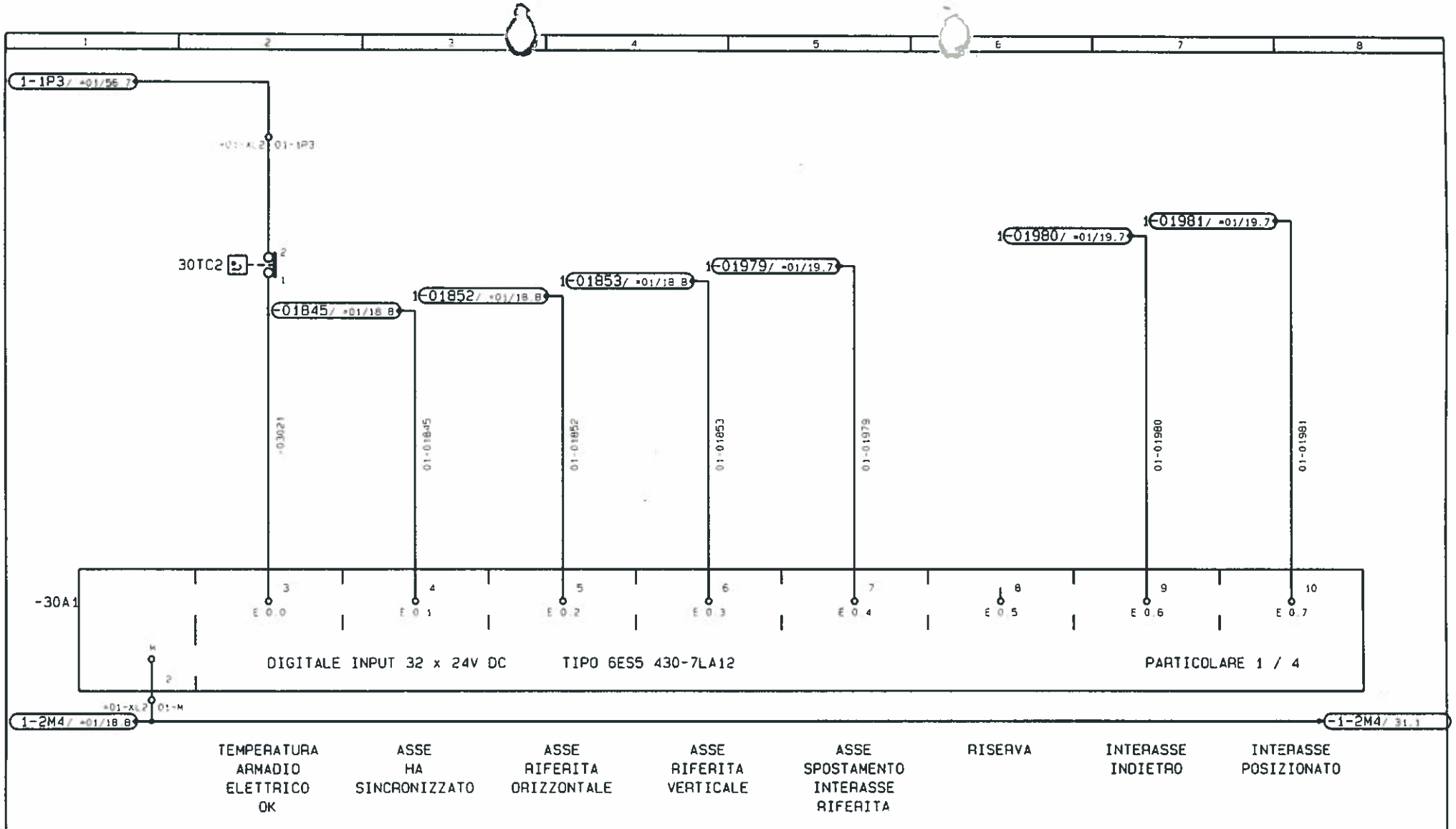

ARMADIO ELETTR.-PLC

CARICAMENTO =01

20 31

			Datum	08.12.92	F.M.A	KARL KLINK GmbH	SCHEMA ELETTRICO	STP3088	=Q
			Bearb.	3	Kom.: 3088 Masch.Typ RKWM	Pforzheim WII			
			Gepr.	25.02.93					
Änderung	Datum	Name	Norm		Urspr. / Ers.f.	Ers.a.		OP.040 / 3177-F00	Bl. 30 / 75 Bl

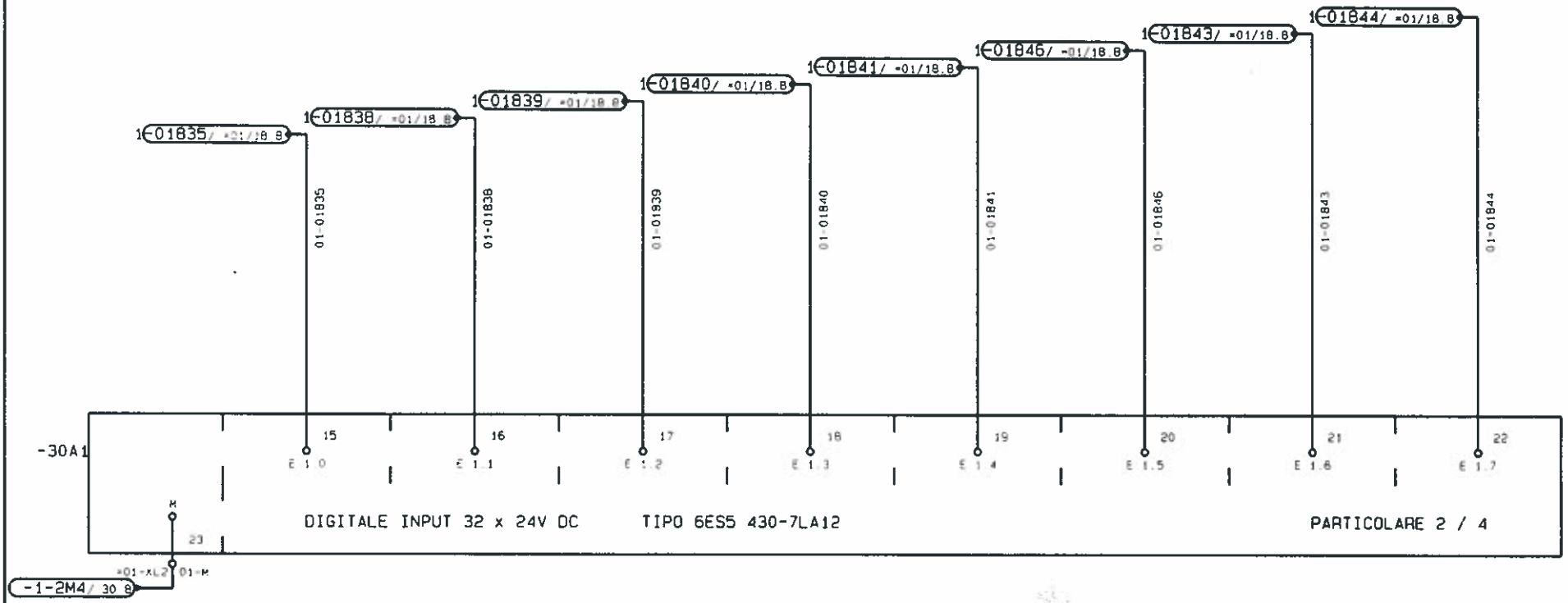

NESSUN DISTURBO	CAMPO DI LAVORO D.O.P. VERSO POS: MACCHINA	CAMPO DI LAVORO D.O.P. VERSO POS.NASTRO	CARICAMENTO SUPERIORE	CARICAMENTO INFERIORE	ARRESTO PRENSILE APRIRE	POSIZIONE DI PASSAGGIO VERTICALE	POSIZIONE NASTRO ORIZZONTALE

ARMADIO ELETTR.-PLC

CARICAMENTO =01

=01+S2

30

32

			Datum	08.12.92	F.M.A	KARL KLINK GmbH Pforzheim WII	SCHEMA ELETTRICO	STP3088	=0
			Bearb	3	Kom.: 3088 Masch.Typ RKWM				
			Gepr.	25.02.93				OP.040	3177-F00	Bl. 31
Änderung	Datum	Name	Norm		Urspr.	Ers.f.	Ers.d.			75 Bl

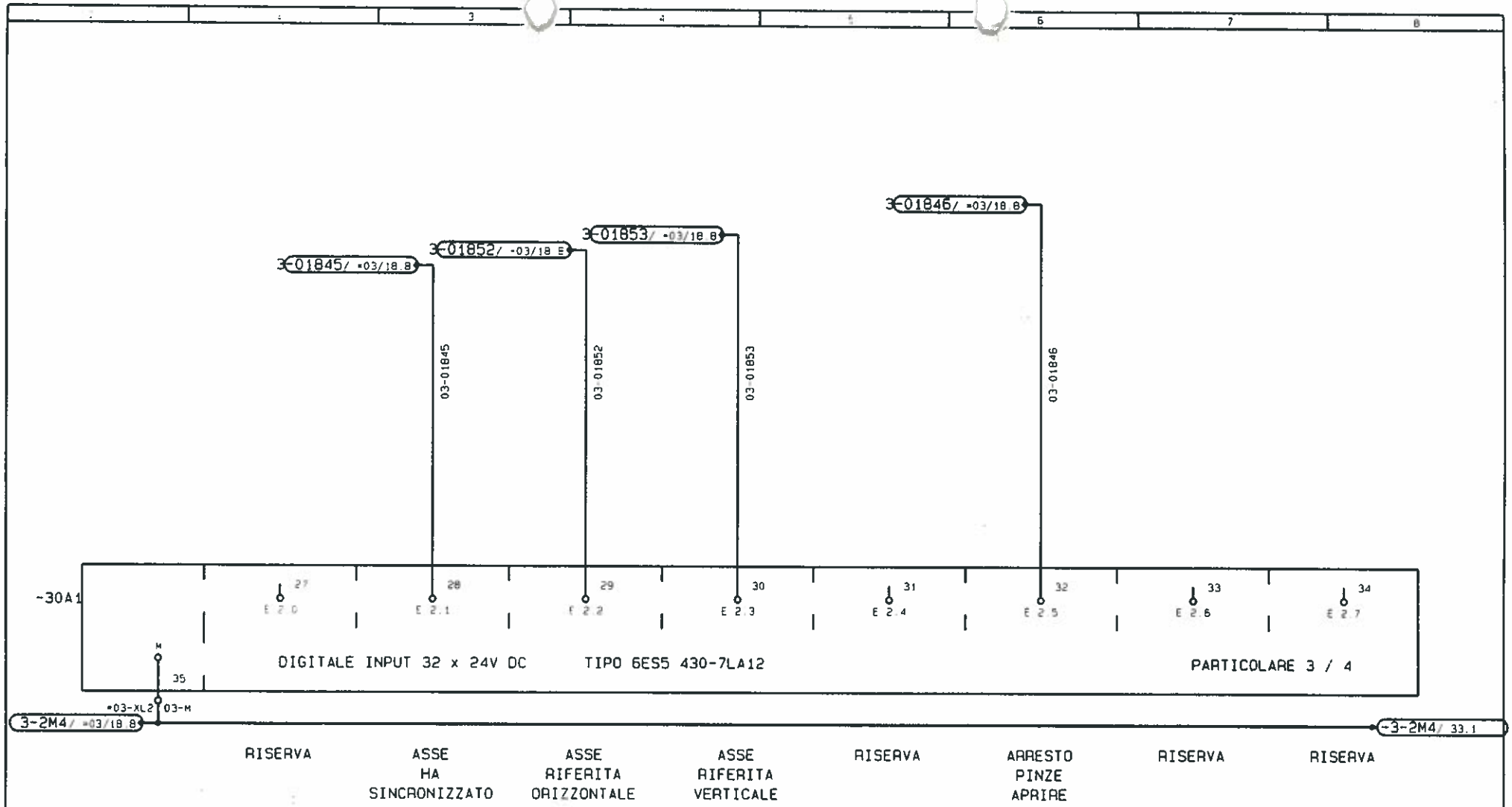

ARMADIO ELETTR.-PLC

SCARICO =03

=03+S2

31

33

			Datum	08.12.92	F.M.A	KARL KLINK GmbH	SCHEMA ELETTRICO	STP3088		=0
			Bearb.	3	Kom.: 3088 Masch.Typ AKWM	Pforzheim WII				
			Gepr.	25.02.93				OP.040	3177-F00	Bl. 32 / 75 Bl
Änderung	Datum	Name	Norm		Urspr.	Ers.f.	Ers.d.			

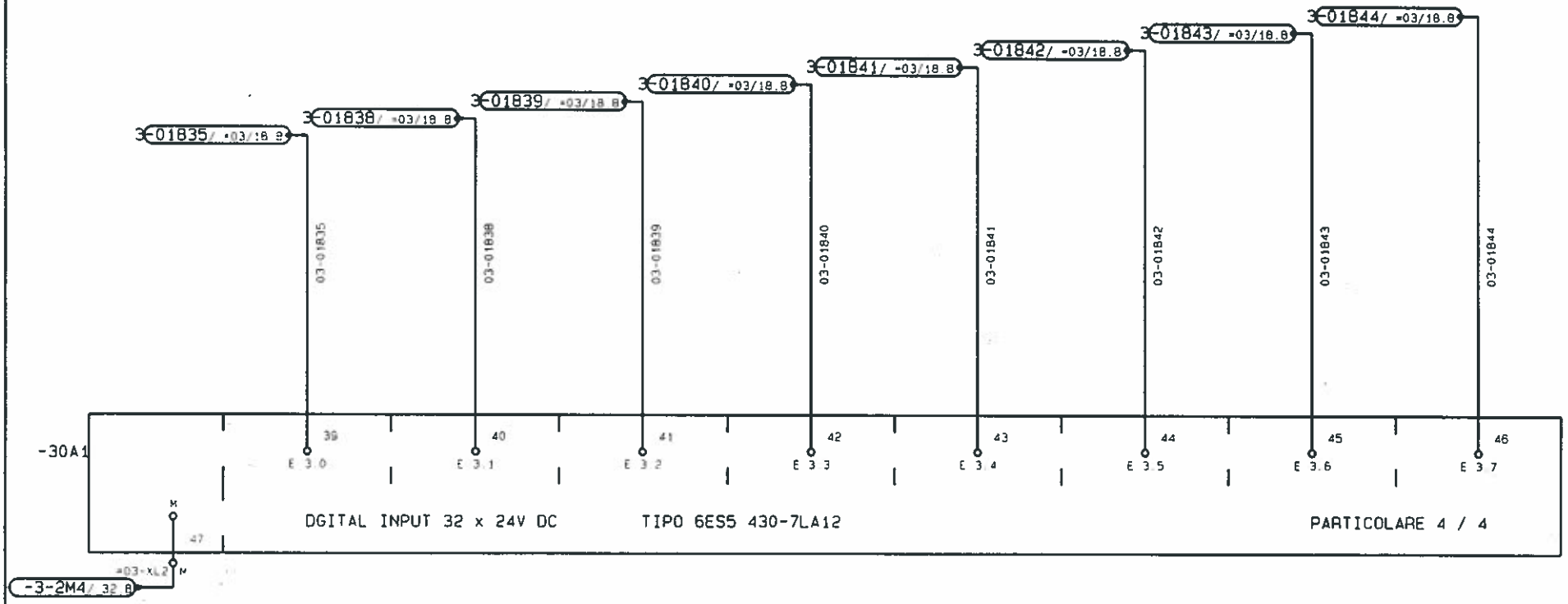

NESSUN DISTURBO	CAMPO DI LAVORO D.O.P. VERSO POS.NASTRO	CAMPO DI LAVORO D.O.P. VERSO POS: MACCHINA	SCARICO SUPERIORE	SCARICO INFERIORE	SCARICO PROCEDE SINCRONO	SCARICO POSIZIONE MACCHINA.	SCARICO POSIZIONE NASTRO.

ARMADIO ELETTR.-PLC

SCARICO =03

=03+S2

32

50

			Datum	23.02.93	F.M.A	KARL KLINK GmbH	SCHEMA ELETTRICO	STP3088	=0
			Bearb.	3	Kom.: 3088 Masch.Typ RKWM	Pforzheim WII			
			Gepr.	25.02.93					
Änderung	Datum	Name	Norm		Urspr. / Ers.f	Ers.d.		OP.040 / 3177-F00	Bl. 33 / 75 Bl

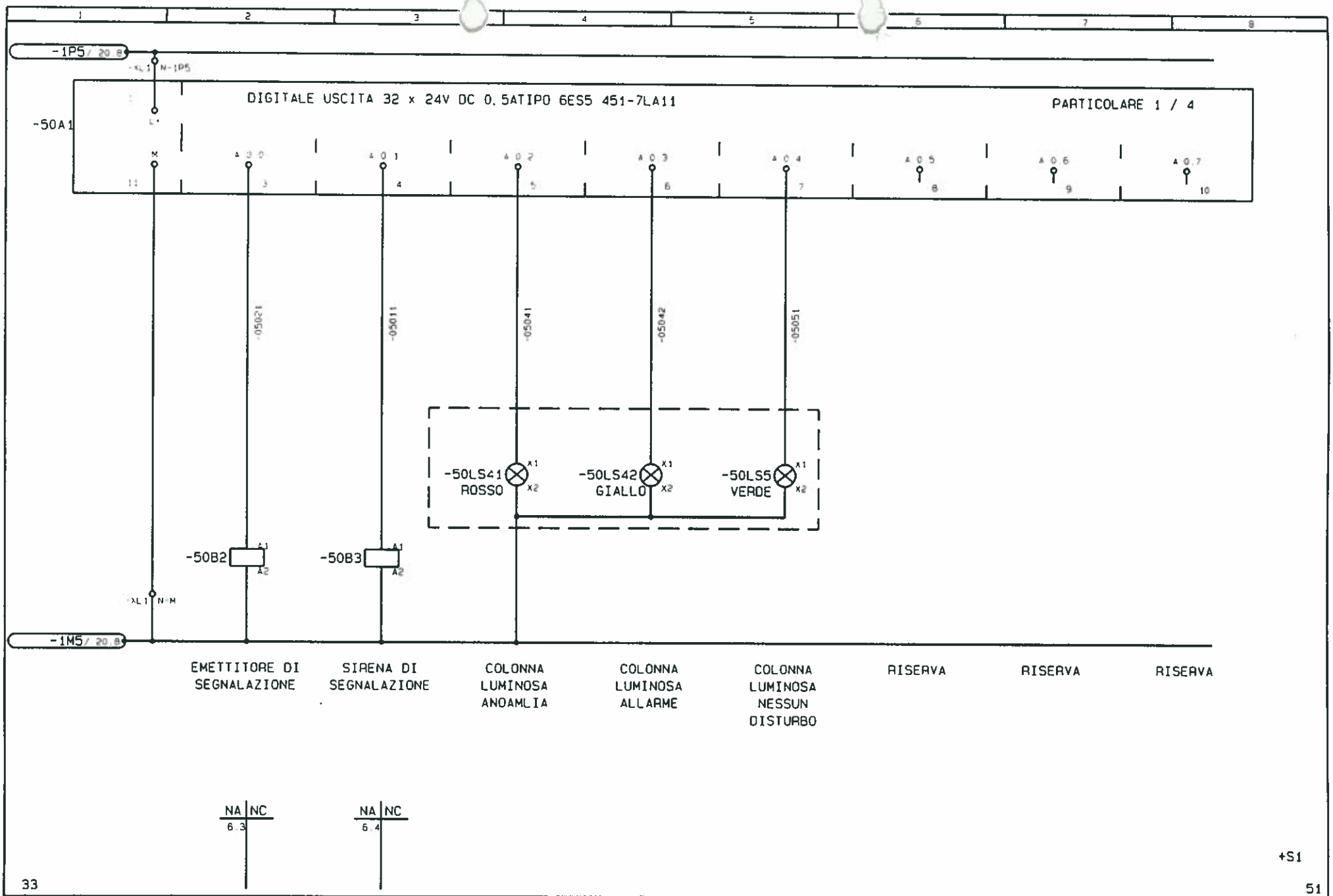

			Datum	08.12.92	F.M.A	KAAL KLINK GmbH	SCHEMA ELETTRICO	STP3088	=0
			Bearb.	3	Kom.: 3088 Masch.Typ RKWM	Pforzheim WII			
			Gepr.	25.02.93					
Änderung	Datum	Name	Norm		Urspr. / Ers.f.	Ers.d.		OP.040 / 3177-F00	Bl. 50 / 75 Bl

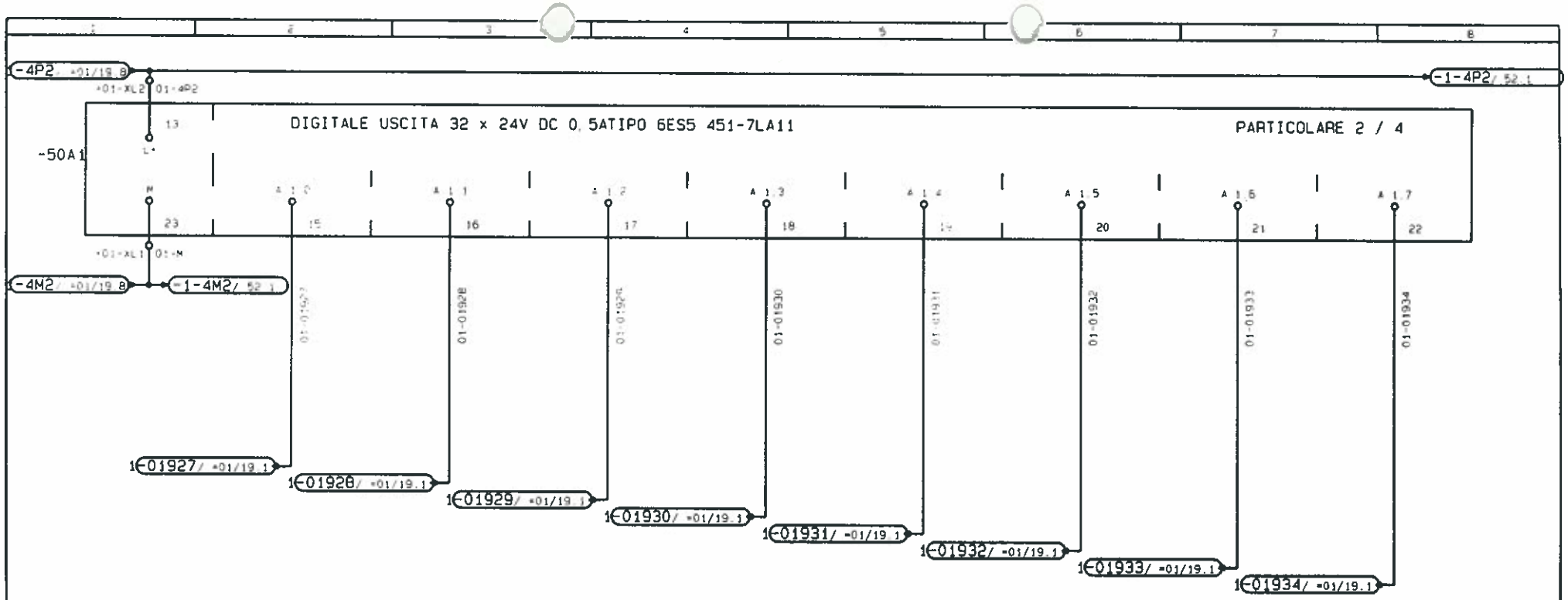

ALLA CLM

SELEZIONE TIPI 1	SELEZIONE TIPI 2	SELEZIONE TIPI 4	SELEZIONE TIPI 8	SELEZIONE TIPI 16	SELEZIONE TIPI 32	SELEZIONE TIPI 64	SELEZIONE TIPI 128

ARMADIO ELETTR.-PLC

CARICAMENTO =01

=01+S2

50

52

			Datum	12.11.92	F.M.A	KARL KLINK GmbH	SCHEMA ELETTRICO	STP3088	=0
			Bearb.	3	Kom.: 3088 Masch.Typ RKWM	Pforzheim WII			
			Gepr.	25.02.93				OP.040	3177-F00	Bl. 51
Änderung	Datum	Name	Norm		Urspr	Ers.f.	Ers.d.			75 Bl

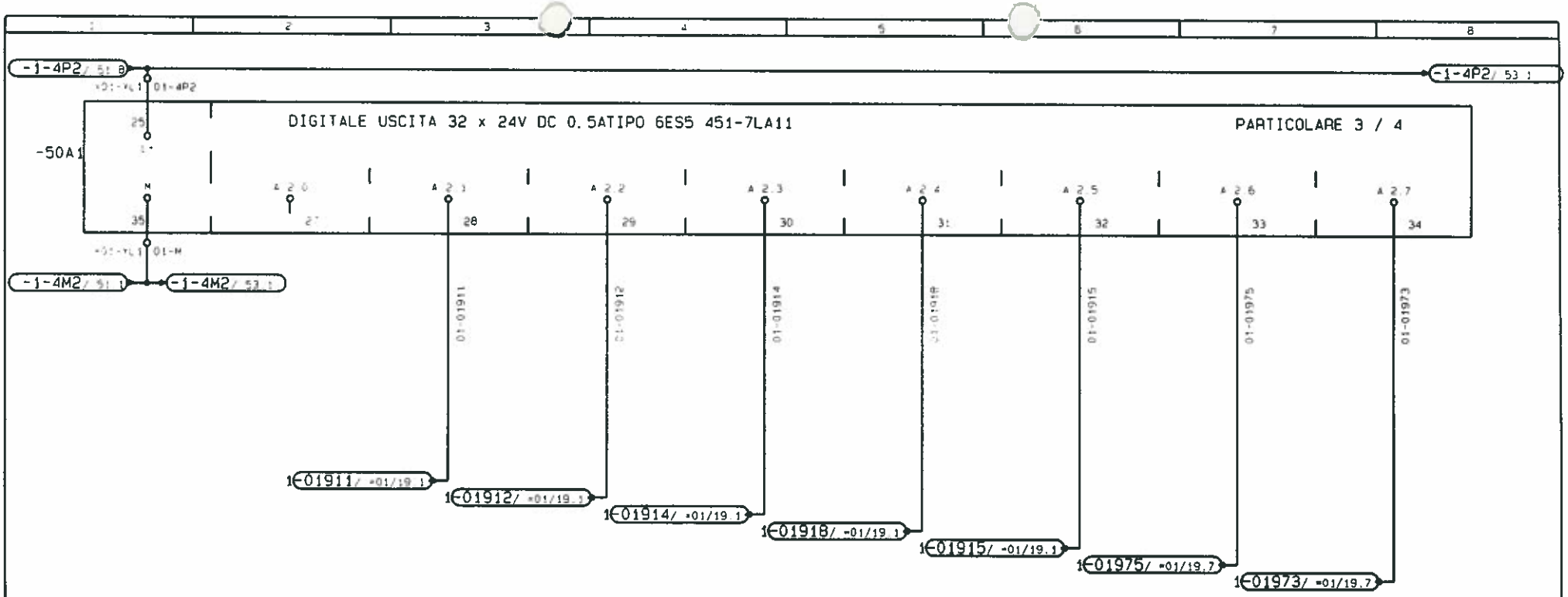

ALLA CLM

RISERVA	IMMISSIONE PARAMETRI	CICLO AUTOMATICO	AVVIO	CLEAR EXTERN	ARRESTO IMMEDIATO	ABILITAZIONE CICLO	LIMITAZIONE CORSA

ARMADIO ELETTR.-PLC

CARICAMENTO =01

=01+S2

51 53

			Datum	09.12.92	F.M.A	KARL KLINK GmbH Pforzheim WII	SCHEMA ELETTRICO	STP3088	=0
			Bearb.	3	Kom.: 3088 Masch.Typ RKWM				
			Gepr.	25.02.93				OP.040	3177-F00	Bl. 52 / 75 Bl
Änderung	Datum	Name	Norm		Urspr.	Ers. f.	Ers. d.		

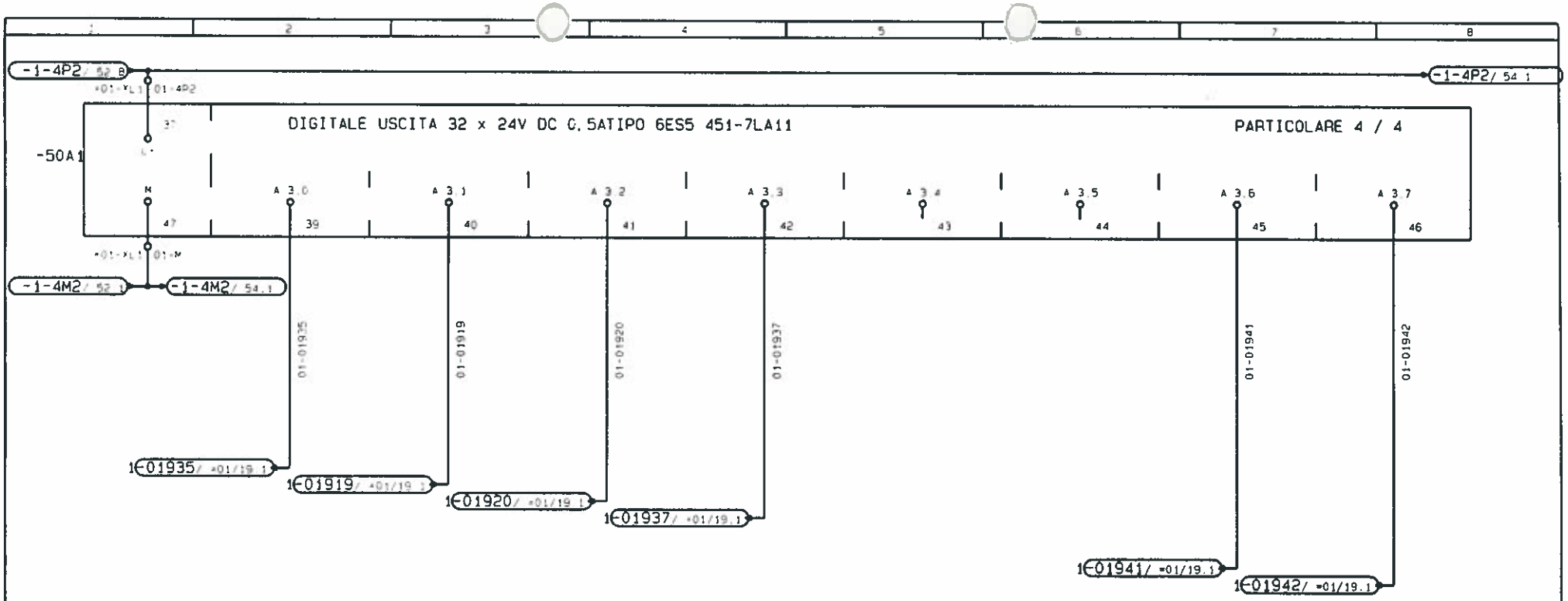

ALLA CLM

CONSENSO RIFERIMENTO ORIZZONTALE	MUOVERE AVANTI ORIZZONTALE	MUOVERE INDIETRO ORIZZONTALE	PUNTO DI RIFERIMENTO ORIZZONTALE	RISERVA	RISERVA	DISP. ORIENT. IN POS.NASTRO	DISP. ORIENT. IN POS. MACCHINA

ARMADIO ELETTR.-PLC

CARICAMENTO =01

=01+S2

52

54

			Datum	12.11.92	F.M.A	KARL KLINK GmbH	SCHEMA ELETTRICO	STP3088	=0
			Bearb.	3	Kom.: 3088 Masch.Typ RKWM	Pforzheim WII			
			Gepr.	25.02.93				OP.040	3177-F00	Bl. 53
Änderung	Datum	Name	Norm		Urspr.	Ers.f.	Ers.d.			75 Bl.

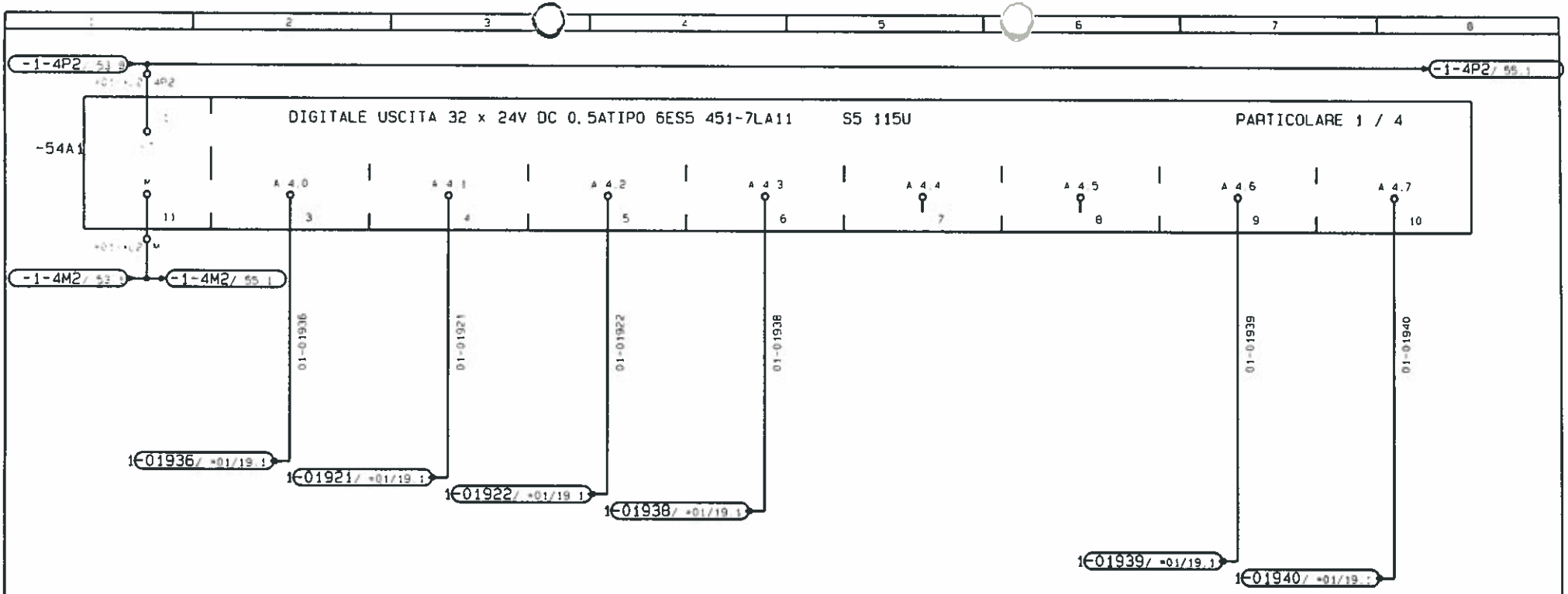

ALLA CLM

CONSENSO RIFERIMENTO VERTICALE	DIGITARE DA VERTICALE	DIGITARE SU VERTICALE	PUNTO DI RIFERIMENTO VERTICALE	RISERVA	RISERVA	PINZE CHIUSE	PINZE APERTE

ARMADIO ELETTR.-PLC

CARICAMENTO =01

=01+S2

53

55

			Datum	12.11.92	F.M.A	KARL KLINK GmbH Pforzheim WII	SCHEMA ELETTRICO	STP3088	=0
			Bearb.	3	Kom.: 3088 Masch.Typ AKWM				
			Gepr.	25.02.93				OP.040	3177-F00	Bl. 54 / 75 Bl.
Änderung	Datum	Name	Norm		Urspr.	Ers.f.	Ers.d.		

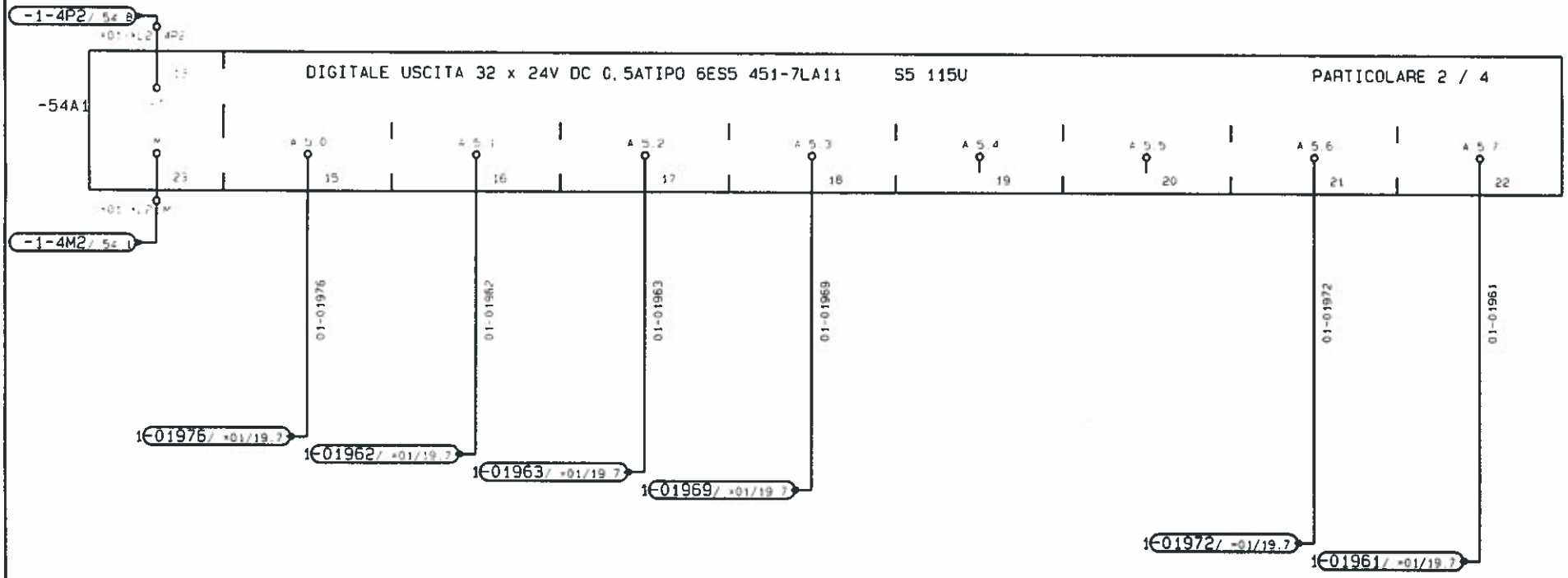

ALLA CLM

ABILITAZIONE RIFERIM. SPOSTAMENTO INTERASSE	MUOVERE AVANTI SPOSTAMENTO INTERASSE	MUOVERE INDIETRO SPOSTAMENTO INTERASSE	PUNTO DI RIFERIMENTO. SPOSTAMENTO INTERASSE	RISERVA	RISERVA	RIATTREZZAMENTO	CONSENSO SPOSTAMENTO INTERASSE

ARMADIO ELETTR.-PLC

CARICAMENTO =01

=01+S2

54

56

			Datum	23.02.93	F.M.A	KARL KLINK GmbH Pforzheim WII	SCHEMA ELETTRICO	STP3088	=0
			Bearb.	3	Kom.: 3088 Masch.Typ RKWM				
			Gepr.	25.02.93				OP.040	3177-F00	Bl. 55 / 75 Bl
Änderung	Datum	Name	Norm		Urspr. / Ers.f.	Ers.d.			

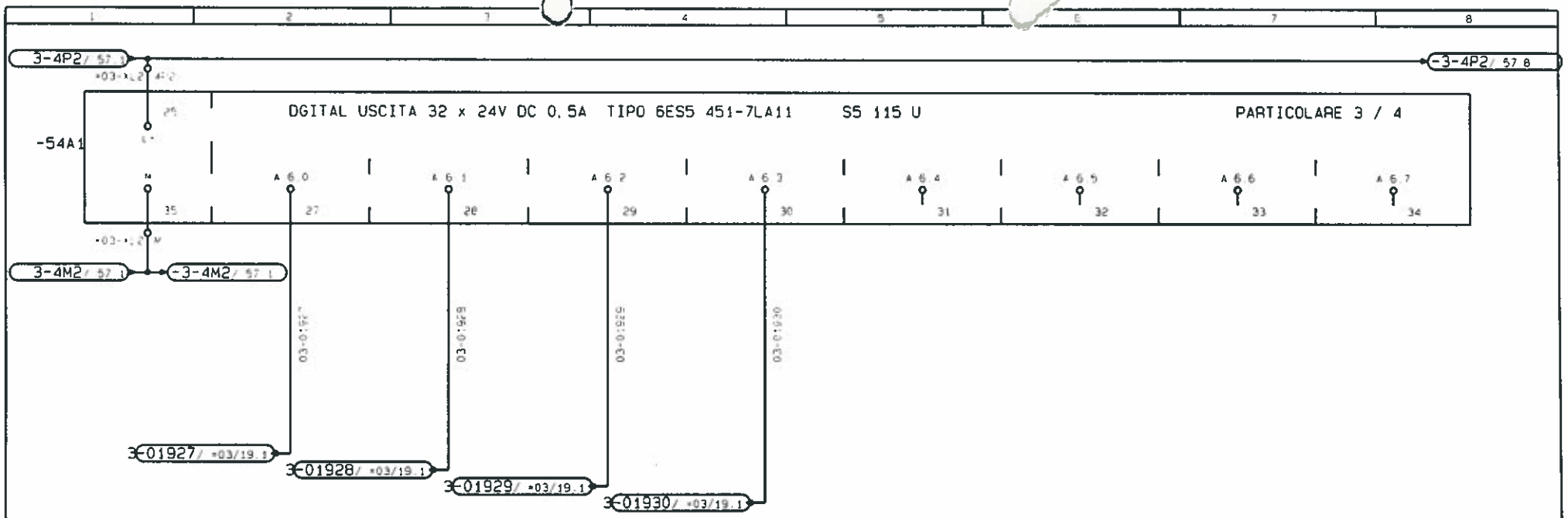

ALLA CLM

SELEZIONE TIPI 1	SELEZIONE TIPI 2	SELEZIONE TIPI 4	SELEZIONE TIPI 8	RISERVA	RISERVA	RISERVA	RISERVA

ARMADIO ELETTR.-PLC

SCARICO =03

=03+S2

55 57

			Datum	09.12.92	F.M.A	KARL KLINK GmbH Pforzheim WII	SCHEMA ELETTRICO	STP3088	=0
			Bearb.	3	Kom.: 3088 Masch.Typ AKWM				
			Gepr.	25.02.93				OP.040	3177-F00	Bl. 56
Änderung	Datum	Name	Norm		Urspr.	Ers.f.	Ers.d.			75 Bl

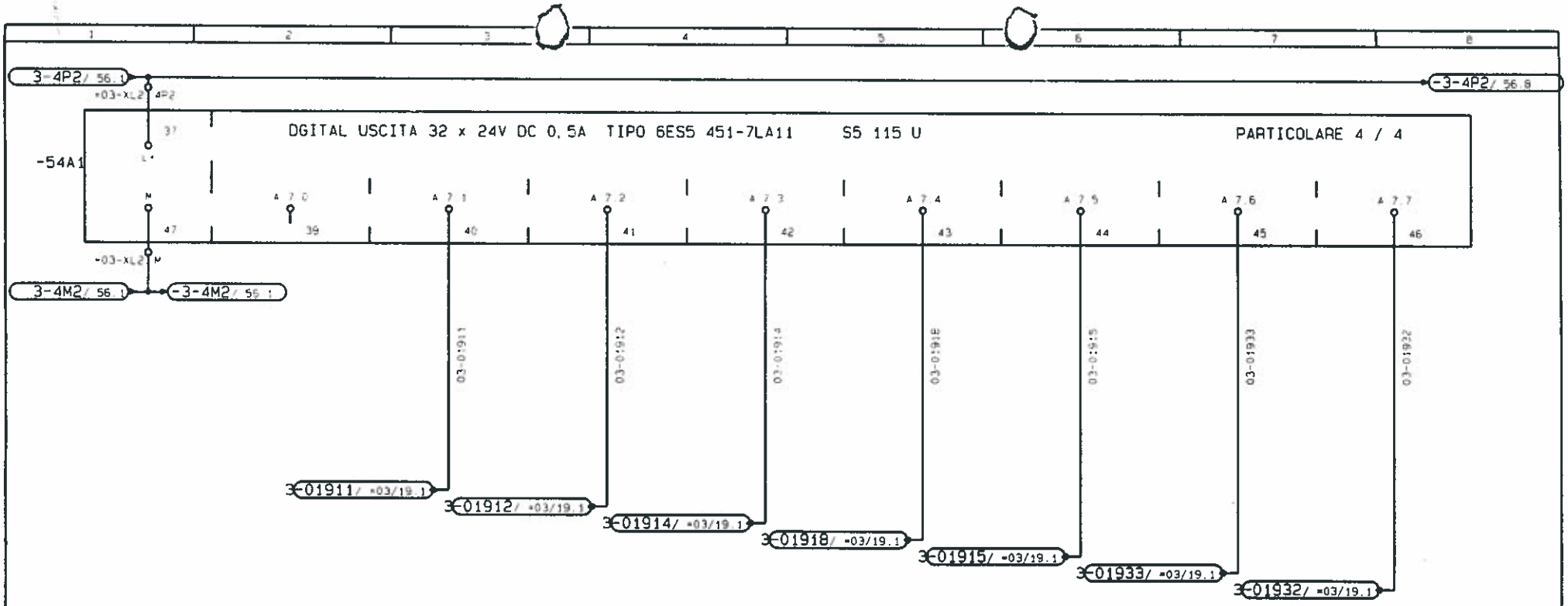

ALLA CLM

RISERVA	IMMISSIONE PARAMETRI	CICLO AUTOMATICO	AVVIO	CLEAR EXTERN	ARRESTO IMMEDIATO	ABILITAZIONE CICLO	LIMITAZIONE CORSA

ARMADIO ELETTR.-PLC

SCARICO =03

=03+S2

56 58

			Datum	09.12.92	F.M.A	KARL KLINK GmbH Pforzheim WII	SCHEMA ELETTRICO	STP3088	=0
			Bearb.	3	Kom.: 3088 Masch.Typ RKWM				
			Gepr.	25.02.93				OP.040	3177-F00	Bl. 57
Änderung	Datum	Name	Norm		Urspr.	Ers. f.	Ers. d.			75 Bl

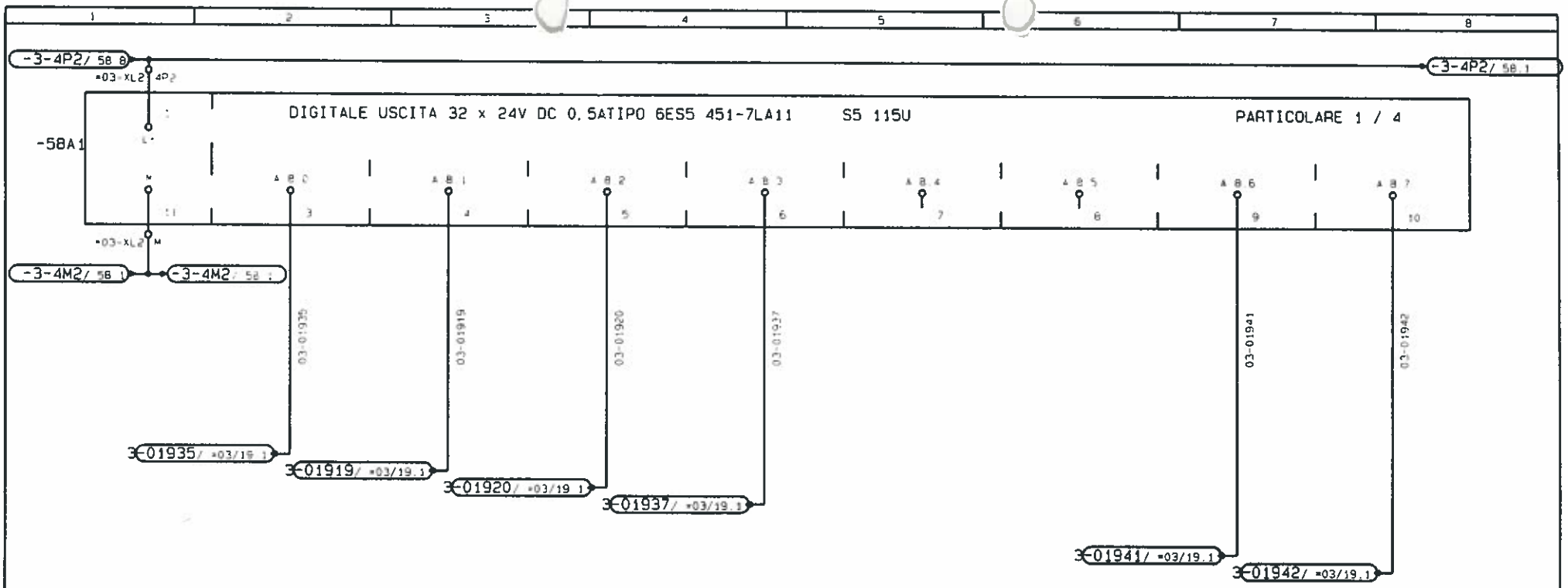

ALLA CLM

CONSENSO RIFERIMENTO ORIZZONTALE	DIGITARE AVANTI ORIZZONTALE	MUOVERE INDIETRO ORIZZONTALE	PUNTO DI RIFERIMENTO ORIZZONTALE	RISERVA	RISERVA	DISP. ORIENT. IN POS.NASTRO	DISP. ORIENT. IN POS. MACCHINA

ARMADIO ELETTR.-PLC

SCARICO =03

=03+S2

57

59

			Datum	12.11.92	F.M.A	KARL KLINK GmbH Pforzheim WII	SCHEMA ELETTRICO	STP3088	=Q
			Bearb.	3	Kom.: 3088 Masch.Typ RKWM				
			Gepr.	25.02.93				OP.040	3177-F00	Bl. 58 / 75 Bl
Änderung	Datum	Name	Norm		Urspr. / Ers.f.	Ers.d.			

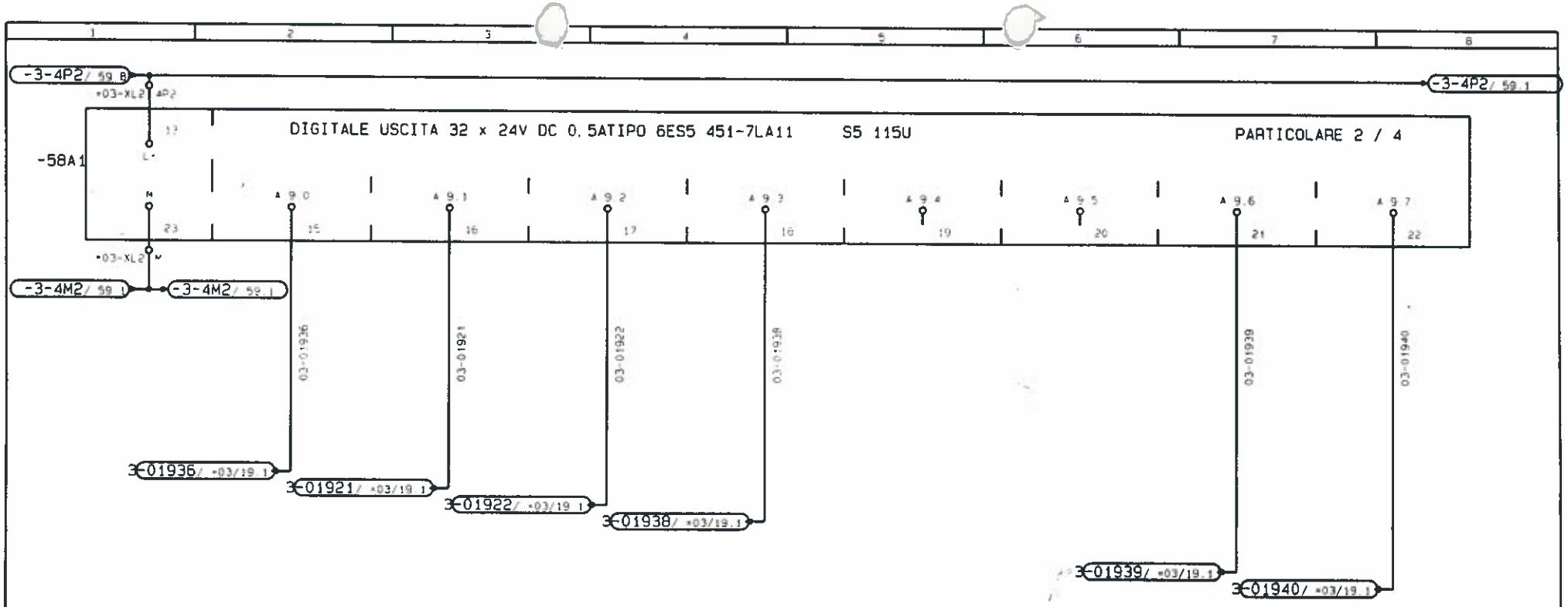

ALLA CLM

CONSENSO RIFERIMENTO VERTICALE	DIGITARE GIÙ VERTICALE	DIGITARE SU VERTICALE	PUNTO DI RIFERIMENTO VERTICALE	RISERVA	RISERVA	PINZE CHIUSE	PINZE APERTE

ARMADIO ELETTR.-PLC

SCARICO =03

=03+S2

58

60

			Datum	12.11.92	F.M.A	KARL KLINK GmbH Pforzheim WII	SCHEMA ELETTRICO	STP3088	=G
			Bearb	3.	Kom.: 3088 Masch.Typ RKWM				
			Gepr.	25.02.93				OP.040	3177-F00	Bl 59 / 75 Bl
Änderung	Datum	Name	Norm		Urspr	Ers.f.	Ers.d.			

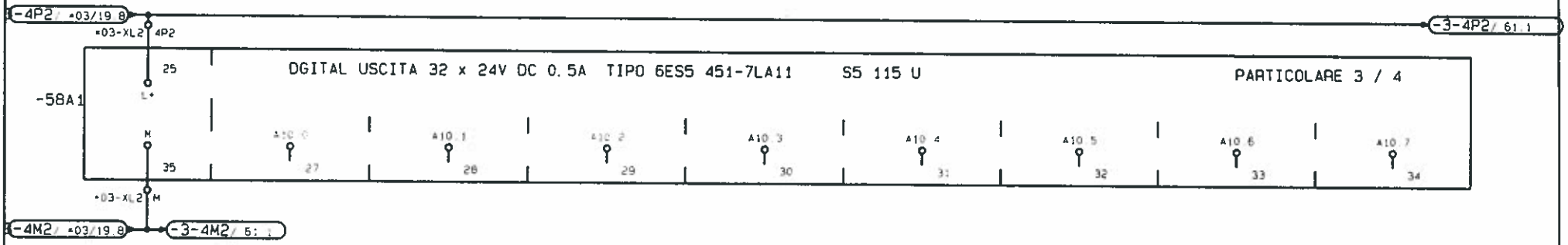

RISERVA RISERVA RISERVA RISERVA RISERVA RISERVA RISERVA RISERVA

ARMADIO ELETTR.-PLC

=03+S2

59

61

			Datum	12.11.92	F.M.A	KARL KLINK GmbH	SCHEMA ELETTRICO	STP3088	=0
			Bearb.	3	Kom.: 3088 Masch.Typ RKWM	Pforzheim WII			
			Gepr.	25.02.93					
Änderung	Datum	Name	Norm		Urspr	Ers.f.	Ers.d.	OP.040 3177-F00	Bl. 60 / 75 Bl



			Datum	12.11.92	F.M.A	KARL KLINK GmbH	SCHEMA ELETTRICO	STP3088	=0
			Bearb.	3	Kom.: 3088 Masch.Typ RKWM	Pforzheim WII			
			Gepr.	25.02.93				OP.040	3177-F00
Änderung	Datum	Name	Norm		Urspr. / Ers.f.	Ers.d.			Bl. 61 / 75 Bl

PIATTFORMA DI MONTAGGIO

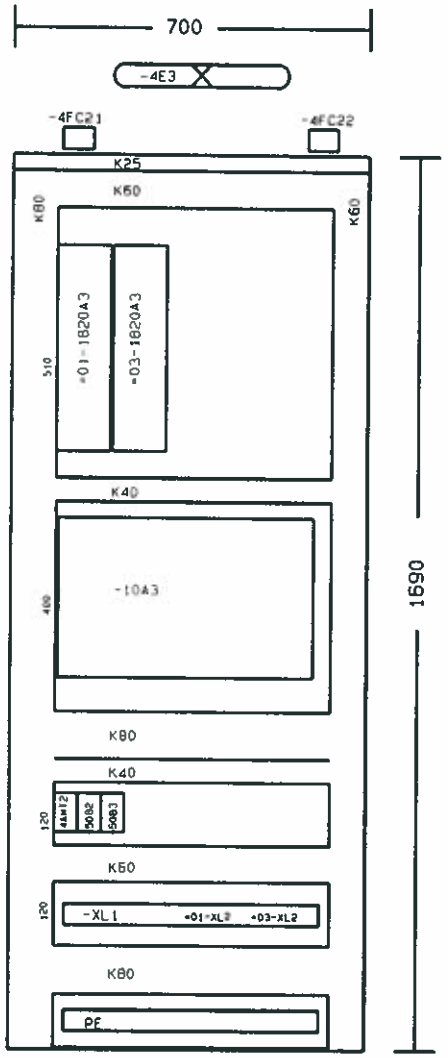

Genäuse PS 4815
800x2000x500
Fac Rittal

-X1

61

GRUPPO =Q

			Datum	16.11.92	F.M.A.	KARL KLINK GmbH	SCHEMA ELETTRICO	ESTP3088	=Q
			Bearb.	sr	Kom.: 3088 Masch.Typ AKWM	Pforzheim WII			
			Gepr.	22.02.93					
Änderung	Datum	Name	Norm		Urspr	Ers.f.	Ers.d.	OP.040 3177-F00	Bl. 75 / 75 Bl