MACCHINA 3177-F00 OP.040

QUADRO DI COMANDO PRINCIPALE (GRUPPO =HP)

SCHEMA ELETTRICO STP3088

PLC E/CAMPO-A 20.0 -29.7

			Datum	23.02.93	F.M.A	KARL KLINK GmbH	SCHEMA ELETTRICO	STP3088		=HP	
			Beard.	3	Kom.: 3088 Masch.Typ AKWM	Pforzheim WII					
			Gepr.	25.02.93				OP.040	3177-F00		Bl. 1
Änderung	Datum	Name	Norm		Urspr.	Ers. f.	Ers. d.				71 Bl

COLLEGAMENTO ALLA SOVRAPOSTO PARTICOLARE

ILLUMINAZIONE ARMADIO

220V AC

HP-100L1/ =0/2.1	N-100L1	-100L1/ 3.1
HP-100L2/ =0/2.1	N-100L2	-100L2/ 3.1

CONDIZIONATORE

220V AC

81L1/ =N/35.5	N-81L1	-81L1/ 4.4
HP-80L2/ =N/35.5	N-80L2	-80L2/ 4.4

PRESE

110V AC

71L1/ =N/30.5	N-71L1	-71L1/ 8.1
HP-70L2/ =N/30.5	N-70L2	-70L2/ 8.1

INTERRUTTORE GENERALE DISINERITO

110V AC

HP-90L1/ =N/3.3	N-90L1	-90L1/ 13.2
HP-90L2/ =N/3.3	N-90L2	-90L2/ 13.3
HP-HSA/ =N/3.3	N-HSA	-HSA/ 13.2

ALIMENTAZIONI

24V DC

1P11/ =N/52.4	N-1P11	-1P11/ 25.1
1M11/ =N/52.4	N-M	-1M11/ 25.1
4P5/ =N/81.7	N-4P5	-4P5/ 4.1
4M5/ =N/81.7	N-M	-4M5/ 4.1

EMERGENZA

24V DC

HP-09921/ =N/90.2	N-09921	-09921/ 10.3
HP-09022/ =N/90.2	N-09022	-09022/ 10.3

CONTROLLO INSERITO

24V DC

10021/ =N/100.3	N-10021	-10021/ 10.2
10031/ =N/100.3	N-10031	-10031/ 10.2
10041/ =N/100.3	N-10041	-10041/ 10.2

TEST LAMPADE

24V DC

HP-4P3/ =N/101.3	N-4P3	-4P3/ 10.7
10121/ =N/101.3	N-10121	-10121/ 10.7

ET 100 BUS

BUS1/ =0/2.7	BUS 1	-BUS1/ 28.1
BUS2/ =0/2.7	BUS 2	-BUS2/ 28.1
BUS1.2/ =01/2.7	BUS 1	-BUS1.2/ 28.1
BUS2.2/ =01/2.7	BUS 2	-BUS2.2/ 28.1

1 3

			Datum	23.02.93	F.M.A	KARL KLINK GmbH	SCHEMA ELETTRICO	STP3088	=HP
			Bearb.	3	Kom.: 3088 Masch.Typ AKWM	Pforzheim WII			
			Gepr.	25.02.93				OP.040	3177-F00	Bl. 2 / 71 Bl
Änderung	Datum	Name	Norm		Urspr. / Ers.f.	Ers.d.			

ALIMENTAZIONE FIAT

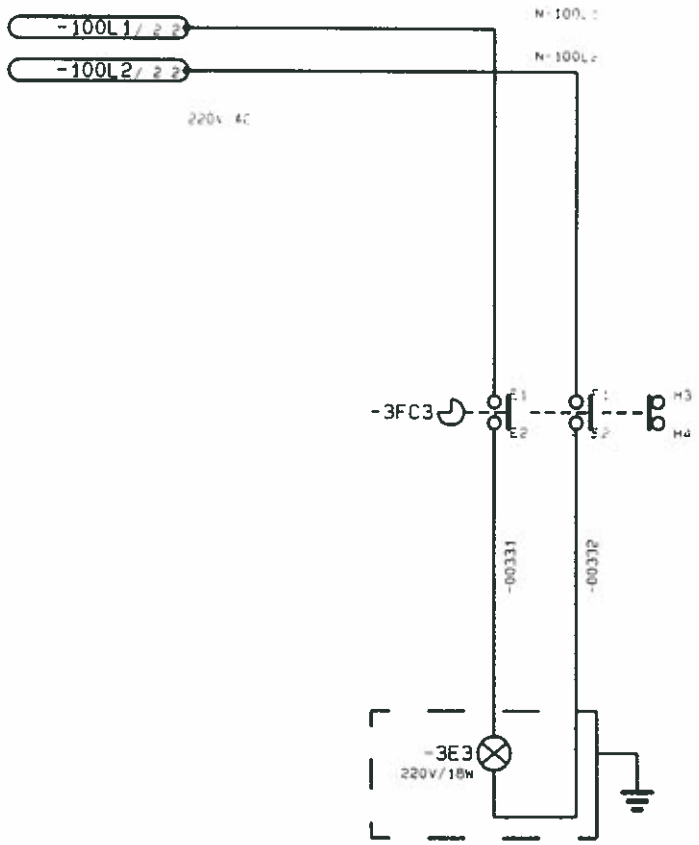

ILLUMINAZIONE ARMADIO

2

4

			Datum	16.09.92	F.M.A		KARL KLINK GmbH	SCHEMA ELETTRICO	STP3088	=HP	
			Bearb.	3	Kom.: 3088 Masch.Typ RKWM		Pforzheim WII				
			Gepr.	25.02.93							
Änderung	Datum	Name	Norm		Urspr	Ers f.	Ers.d.		OP.040	3177-F00	Bl. 3 / 71 Bl

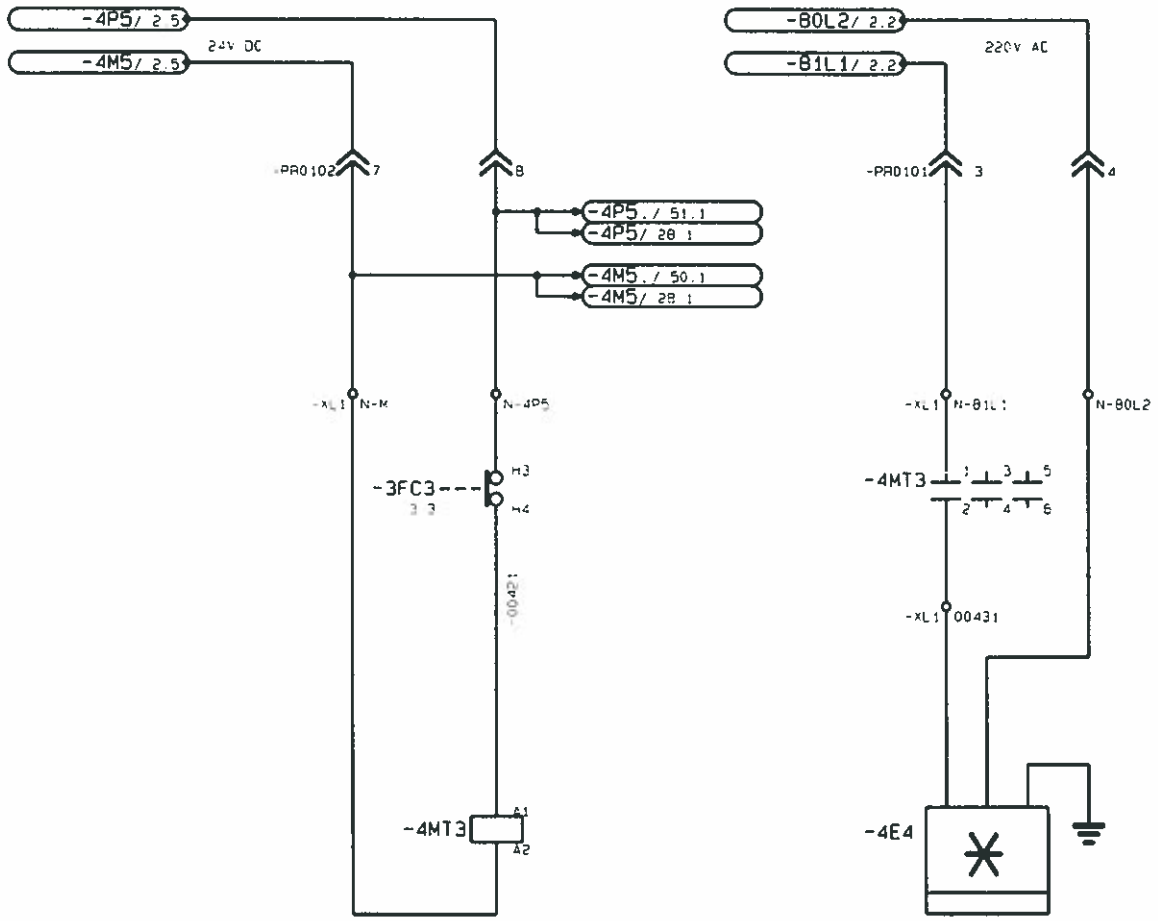

NA	NC
4.4	
4.4	
4.5	

3 8

			Datum	16.09.92	F.M.A	KARL KLINK GmbH	SCHEMA ELETTRICO	STP3088	=HP
			Bearb.	3	Kom.: 3088 Masch.Typ AKWM	Pforzheim WII			
			Gepr.	25.02.93				OP.040	3177-F00	Bl. 4
Änderung	Datum	Name	Norm		Urspr.	Ers f.	Ers d.			71 Bl

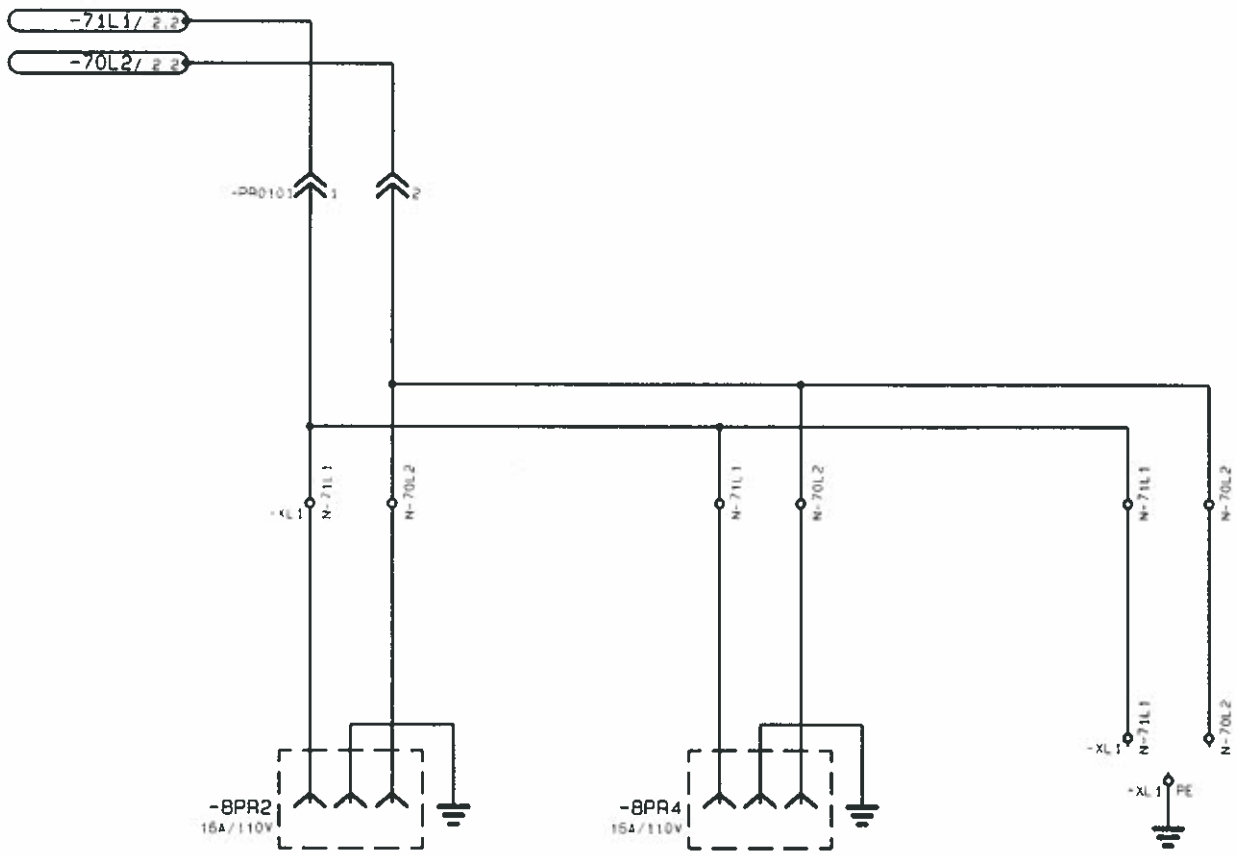

APPARECCHIO
PROGRAMMATORE PG PRESA
110V AC

PESA STAMPANTE
110V AC

VIDEO
(110V AC DOPO INTERRUTTORE
GENERALE)

4 10

			Datum	24.02.93	F.M.A	KARL KLINK GmbH	SCHEMA ELETTRICO	STP3088	=HP
			Bearb.	3	Kom.: 3088 Masch.Typ RKWM	Pforzheim WII			
			Gepr.	25.02.93				OP.040	3177-F00	Bl. 8
Änderung	Datum	Name	Norm		Urspr.	Ers.f.	Ers.d.			71 Bl.

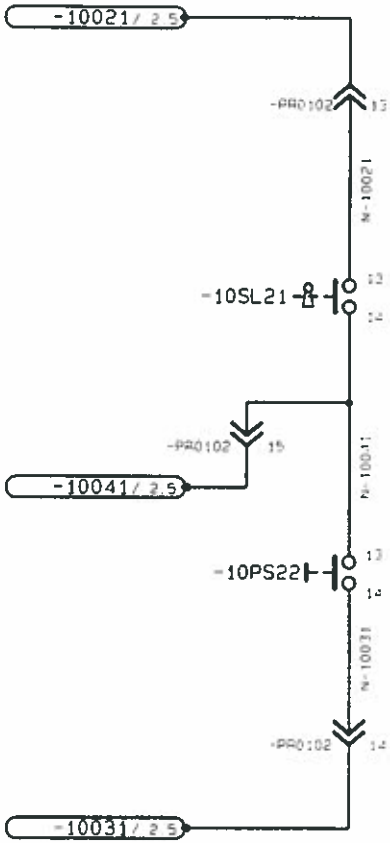

24V=
CONTROLLO INSERITA

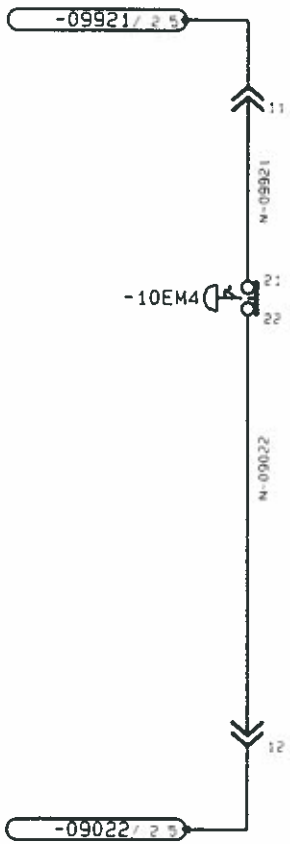

24V=
EMERGENZA

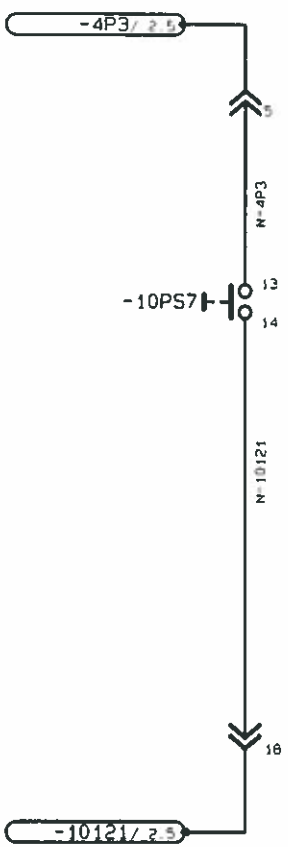

24V=
TEST LAMPADE

			Datum	01.03.93	F.M.A	KARL KLINK GmbH	SCHEMA ELETTRICO	STP3088	=HP
			Bearb.	3	Kom.: 3088 Masch.Typ RKWM	Pforzheim WII			
			Gepr.	01.03.93				OP.040	3177-F00
Änderung	Datum	Name	Norm		Urspr. / Ers.f.	Ers.d.			Bl. 10 / 71 Bl

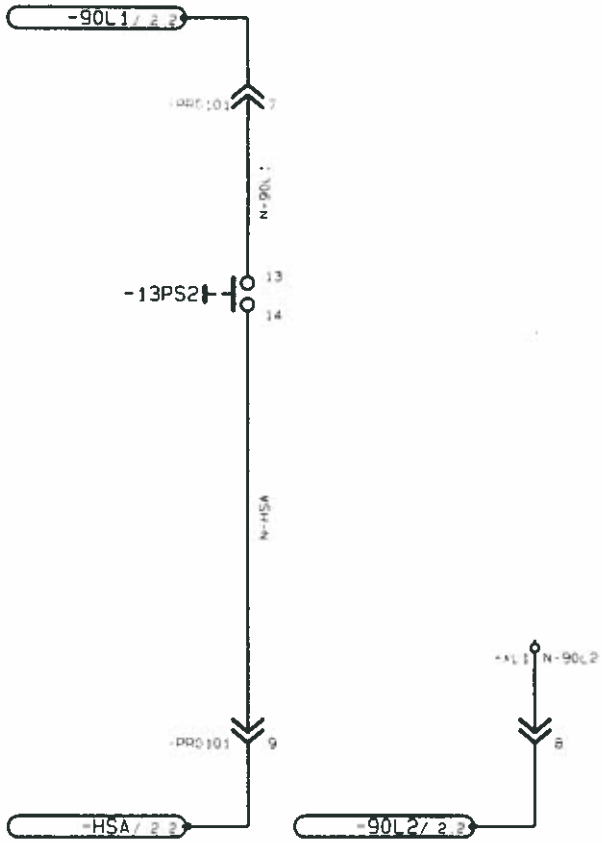

110V AC
INTERRUTTORE
GENERALE
DISINSERITO

10

25

			Datum	24.02.93	F.M.A	KARL KLINK GmbH	SCHEMA ELETTRICO	STP3088		=HP
			Bearb	3	Kom.: 3088 Masch.Typ RKWM	Pforzheim WII				
			Gepr.	25.02.93				OP.040	3177-F00	Bl. 13
Änderung	Datum	Name	Norm		Urspr.	Ers.f.	Ers.d.			71 Bl



ALIMENTAZIONE 24V DC

13

27

			Datum	01.03.93	F.M.A	KARL KLINK GmbH	SCHEMA ELETTRICO	STP3088		-HP	
			Bearb.	3	Kom.: 3088 Masch.Typ RKWM	Pforzheim WII					
			Gepr.	01.03.93				OP.040	3177-F00		Bl. 25
Änderung	Datum	Name	Norm		Urspr.	Ers.f.	Ers.d.				71 Bl.

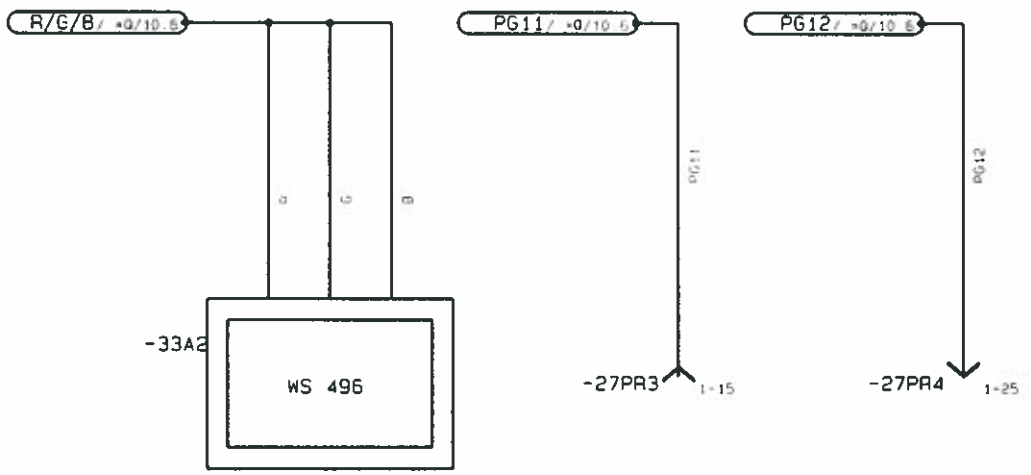

VIDEO

APPARECCHIO
PROGRAMMATORE
S5-115U

APPARECCHIO
PROGRAMMATORE
WF470

25

28

			Datum	23.02.93	F.M.A		KARL KLINK GmbH	SCHEMA ELETTRICO	STP3088	=HP	
			Bearb.	3	Kom.: 3088 Masch.Typ RKWM		Pforzheim WII				
			Gepr.	25.02.93					OP.040	3177-F00	Bl. 27
Änderung	Datum	Name	Norm		Urspr.	Ers.f.	Ers.d.				71 Bl

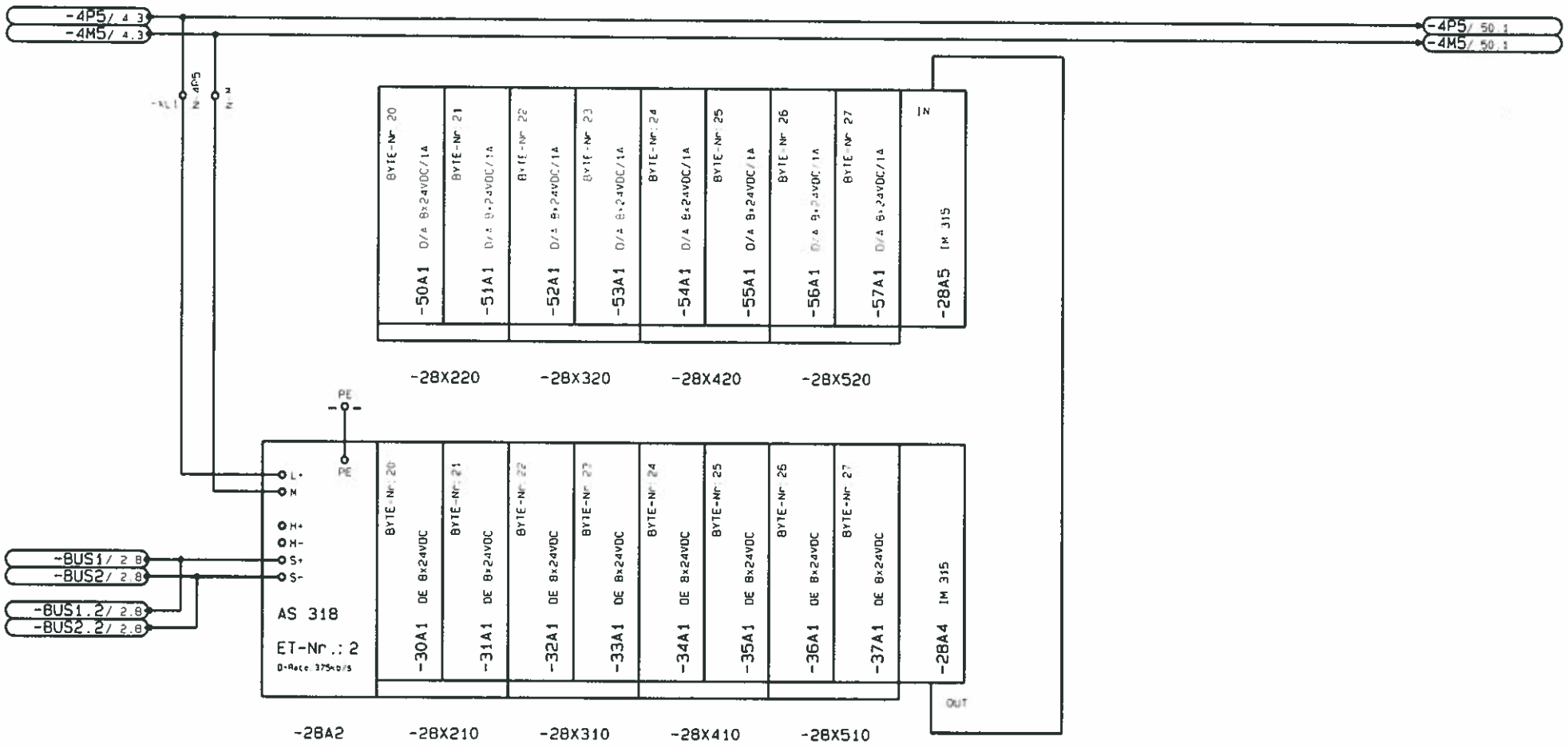

DOTAZIONE PLC

+S1

27

30

			Datum	03.11.92	F.M.A	KARL KLINK GmbH	SCHEMA ELETTRICO	STP3088	=HP
			Bearb	3	Kom.: 3088 Masch.Typ RKWM	Pforzheim WII			
			Gepr	25.02.93				OP.040 3177-F00	Bl. 28 / 71 Bl
Änderung	Datum	Name	Norm		Urspr.	Ers.f.	Ers.d.		

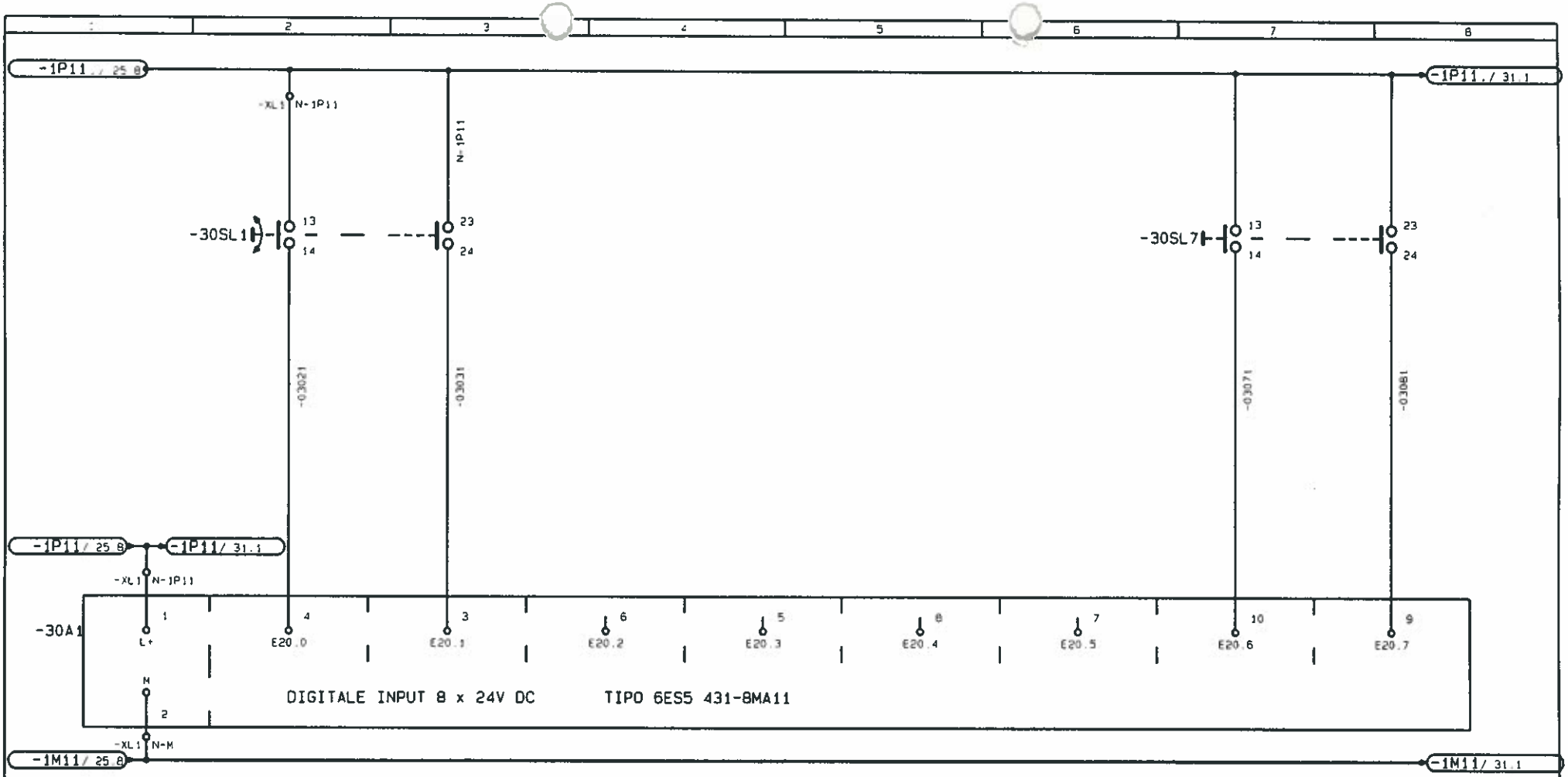

QUADRO DI COMANDO
PRINCIPALE

28

31

			Datum	23.02.93	F.M.A	KARL KLINK GmbH	SCHEMA ELETTRICO	STP3088		=HP	
			Bearb.	3	Kom.: 3088 Masch.Typ AKWM	Pforzheim WII					
			Gepr.	11.03.93				OP.040	3177-F00		Bl. 30
Änderung	Datum	Name	Norm		Urspr.	Ers. f.	Ers. d.				71 Bl

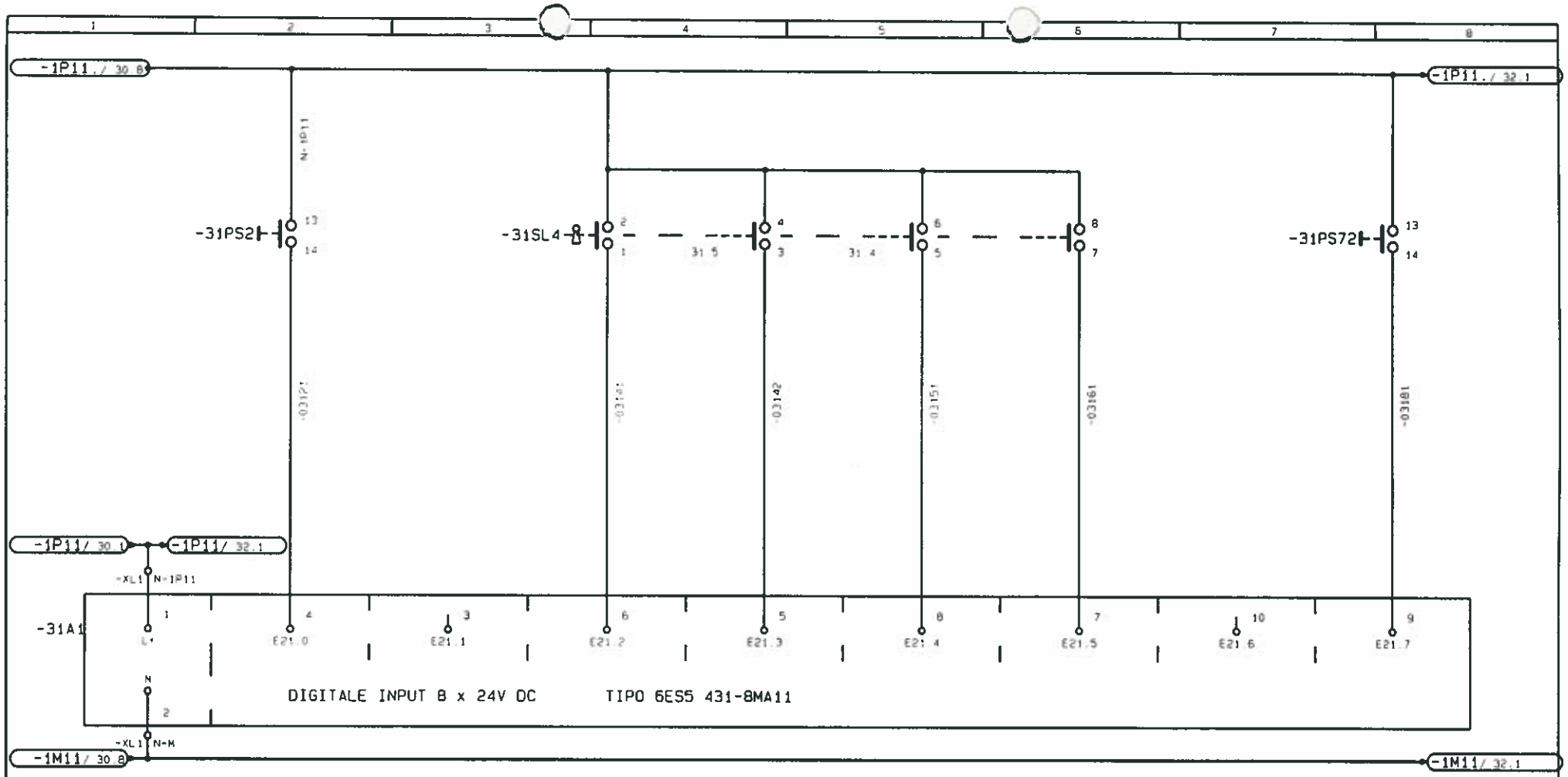

QUADRO DI COMANDO
PRINCIPALE

30

32

			Datum	23.02.93	F.M.A	KARL KLINK GmbH	SCHEMA ELETTRICO	STP3088		•HP	
			Bearb.	3	Kom.: 3088 Masch.Typ RKWM	Pforzheim WII					
			Gepr.	25.02.93				OP.040	3177-F00		Bl. 31
Änderung	Datum	Name	Norm		Ursor	Ers.f.	Ers.d.				71 Bl

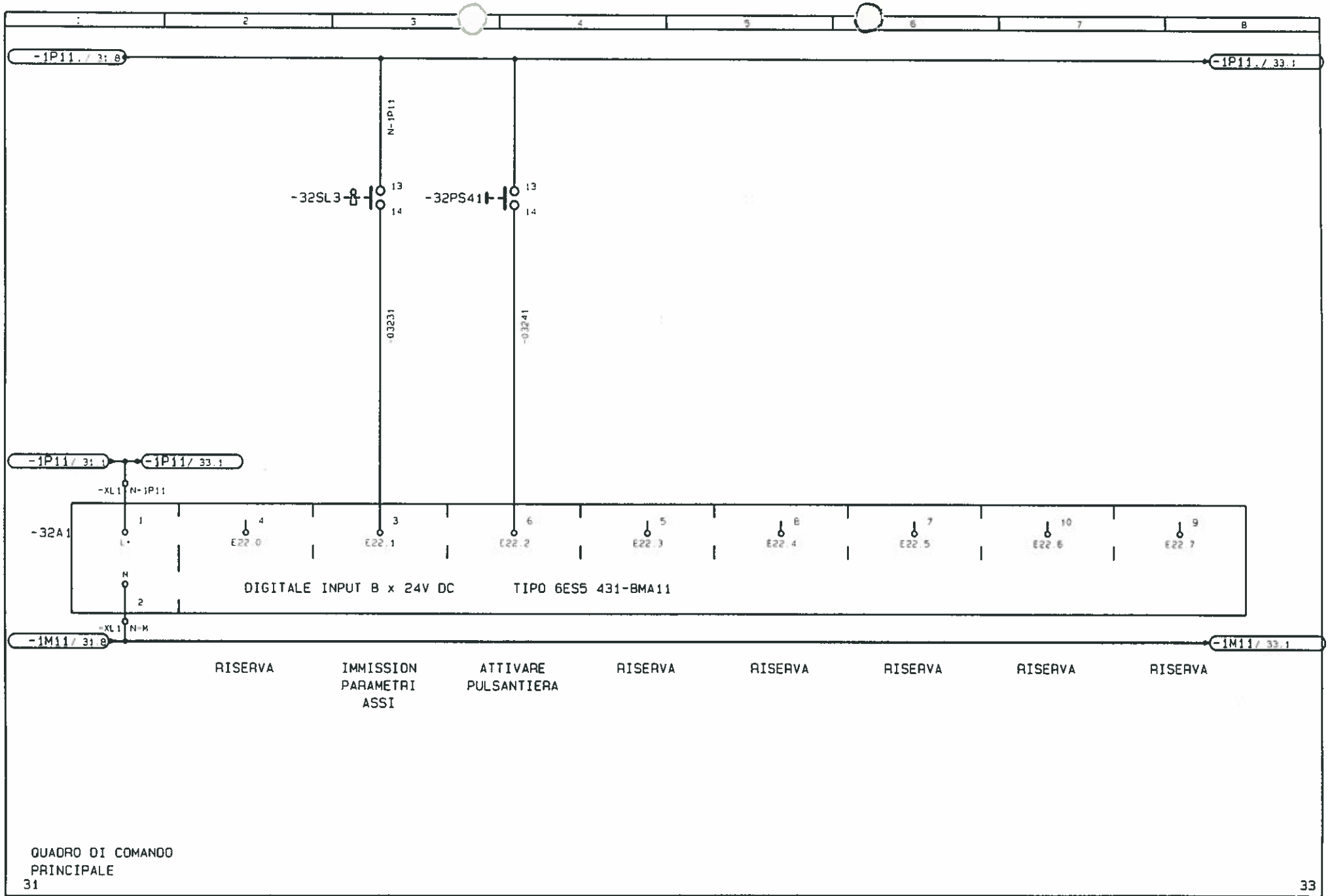

QUADRO DI COMANDO
PRINCIPALE

31

33

			Datum	01.03.93	F.M.A	KARL KLINK GmbH	SCHEMA ELETTRICO	STP3088	=HP
			Bearb.	3	Kom.: 3088 Masch.Typ RKWM	Pforzheim WII			
			Gepr.	01.03.93					
Änderung	Datum	Name	Norm		Urspr. / Ers.f.	Ers.d.		OP.040 / 3177-F00	Bl. 32 / 71 Bl

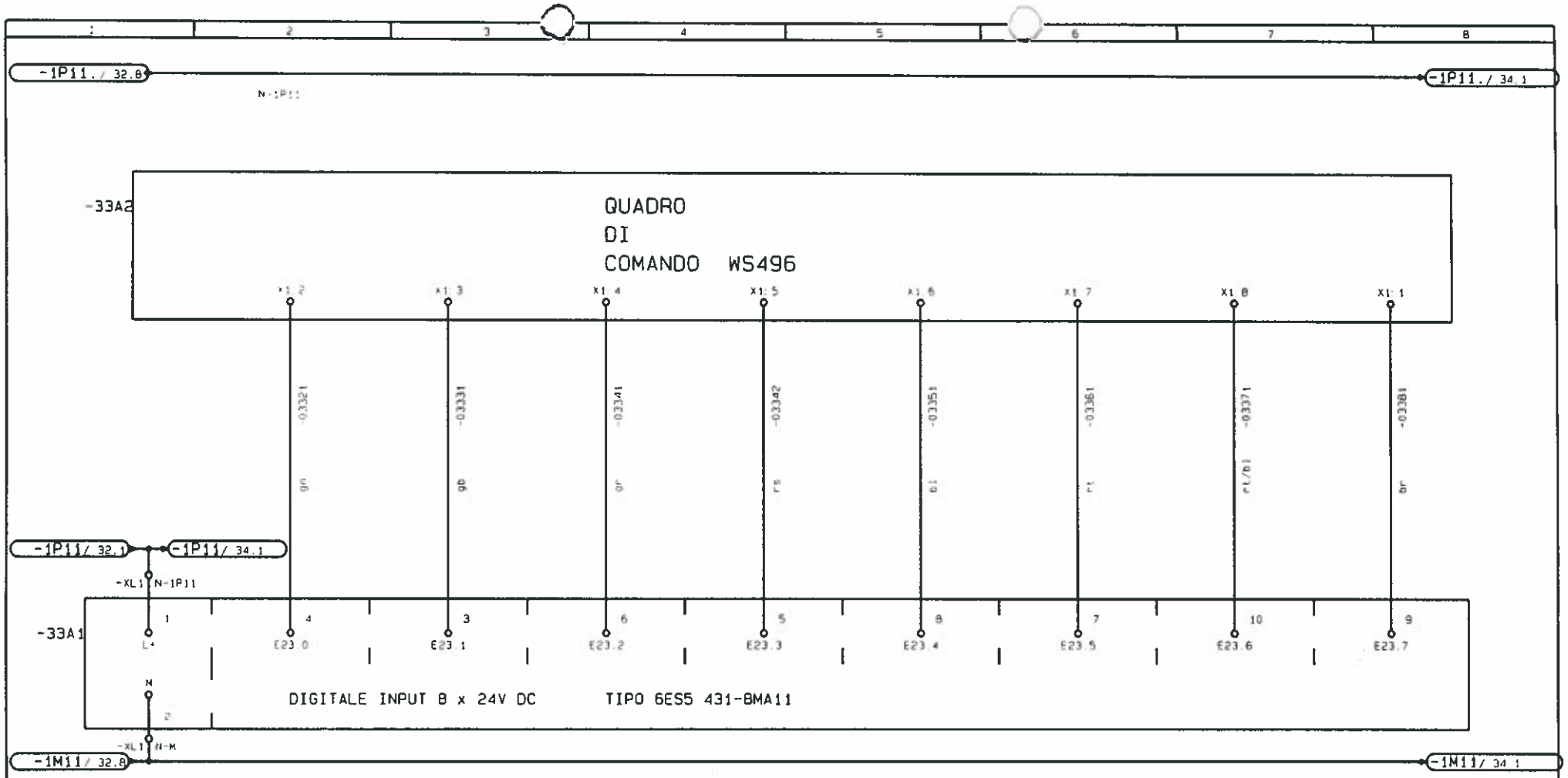

			Datum	23.02.93	F.M.A	KARL KLINK GmbH	SCHEMA ELETTRICO	STP3088		=HP	
			Bearb.	3	Kom.: 3088 Masch.Typ RKWM	Pforzheim WII					
			Gepr.	25.02.93				OP.040	3177-F00		Bl 33
Änderung	Datum	Name	Norm		Urspr.	Ers.f.	Ers.d.				71 Bl

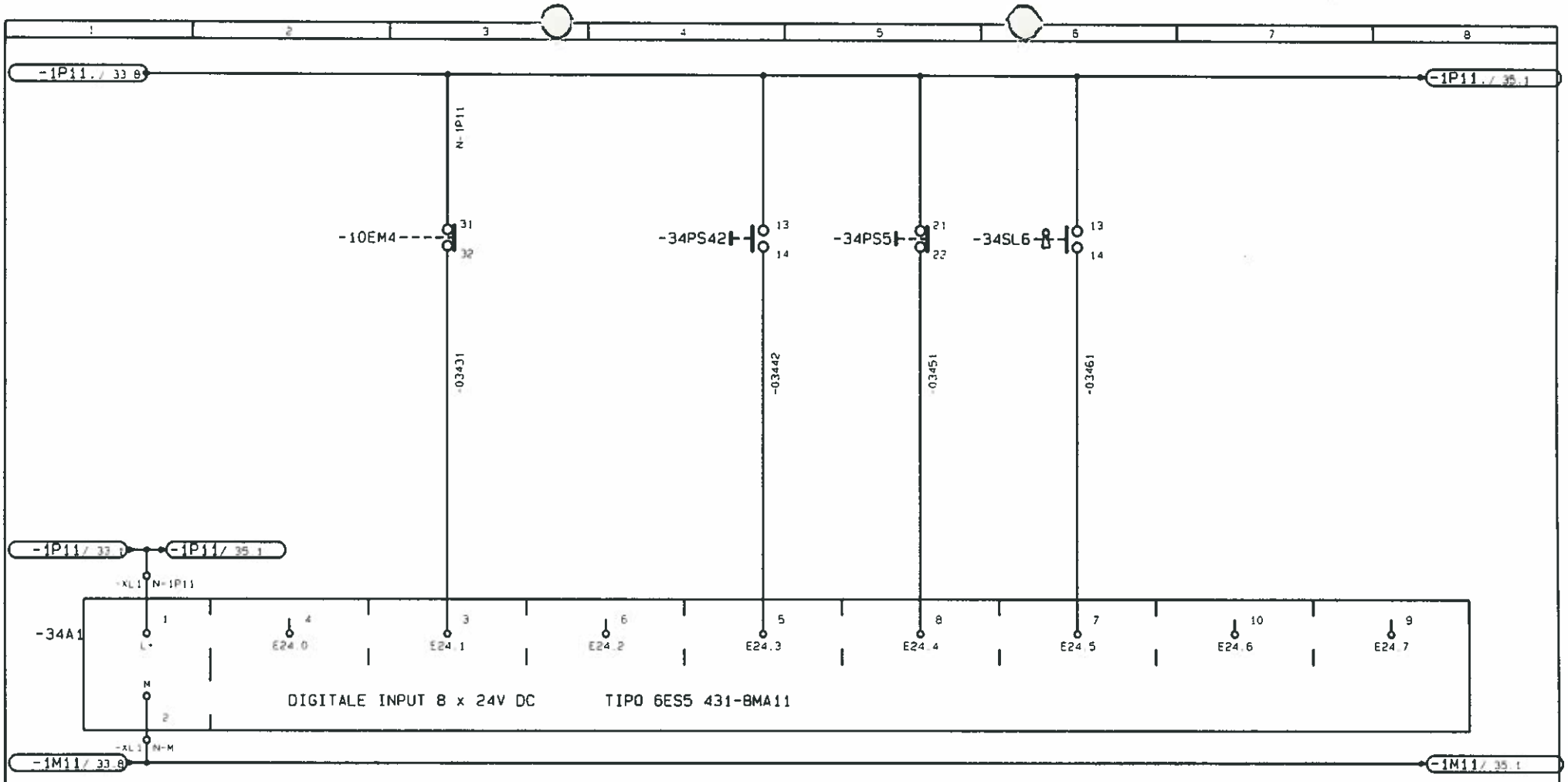

QUADRO DI COMANDO
PRINCIPALE

33 35

			Datum	23.02.93	F.M.A	KARL KLINK GmbH	SCHEMA ELETTRICO	STP3088	•HP
			Bearb	3	Kom.: 3088 Masch.Typ RKWM	Pforzheim WII			
			Gepr.	25.02.93				OP.040	3177-F00
Änderung	Datum	Name	Norm		Urspr	Ers.f.	Ers.d.		Bl. 34 / 71 Bl

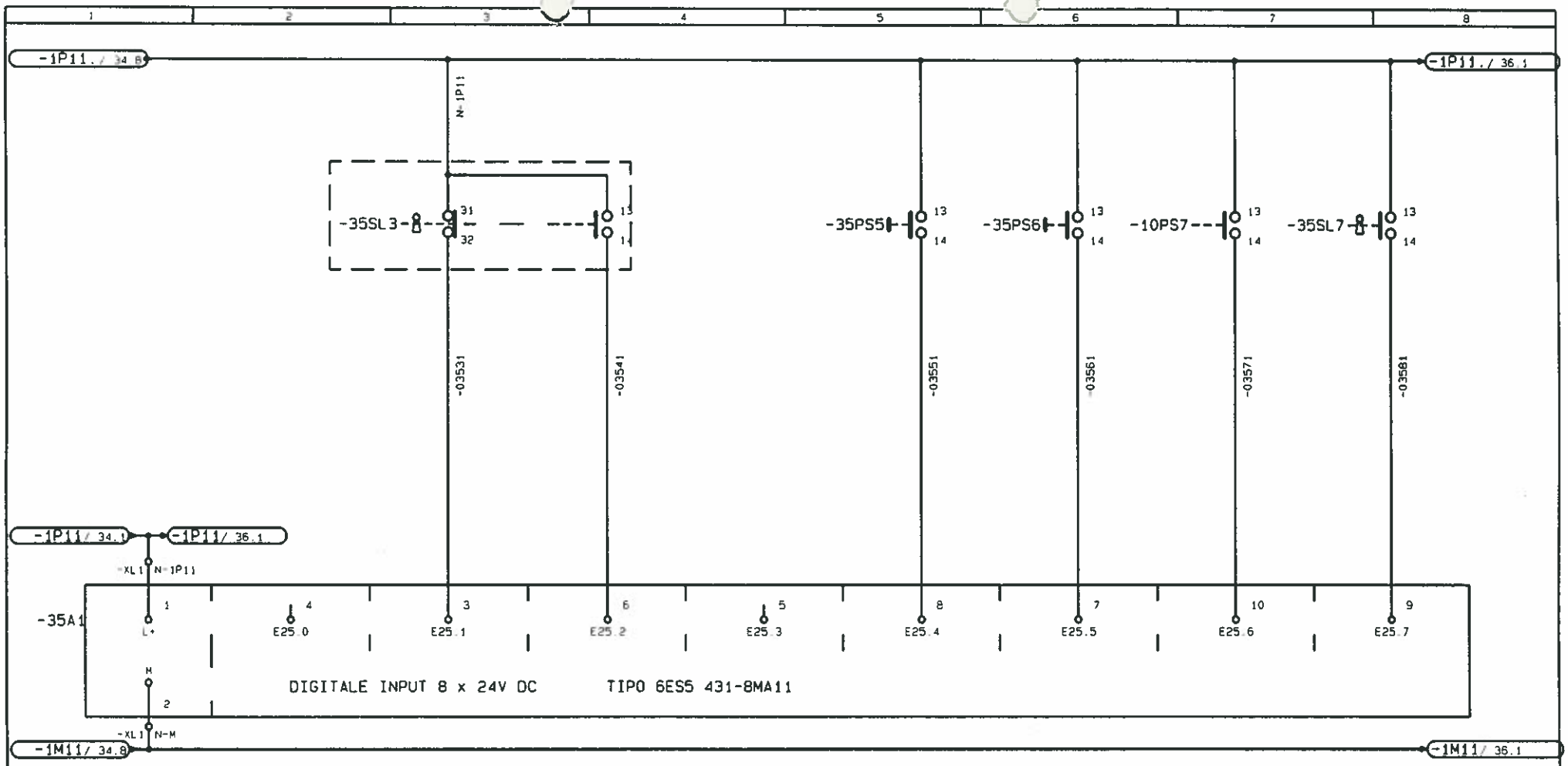

			RISERVA	CICLO AUTOMATICO IN ESERCIZIO CONTNUO	CICLO AUTOMATICO IN ESERCIZIO PASSO PASSO	RISERVA	CANCELLARE SEGNALAZIONE ANOMALIA	LUBRIF. MANUALE INSERITA	TEST LAMPADE	INTROD.DATI INSERITO

QUADRO DI COMANDO PRINCIPALE

34 36

			Datum	23.02.93	F.M.A	KARL KLINK GmbH	SCHEMA ELETTRICO	STP3088	=HP	
			Bearb.	3	Kom.: 3088 Masch.Typ RKWM	Pforzheim WII				
			Gepr.	11.03.93				OP.040	3177-F00	Bl. 35
Änderung	Datum	Name	Norm		Urspr.	Ers.f.	Ers.d.			71 Bl

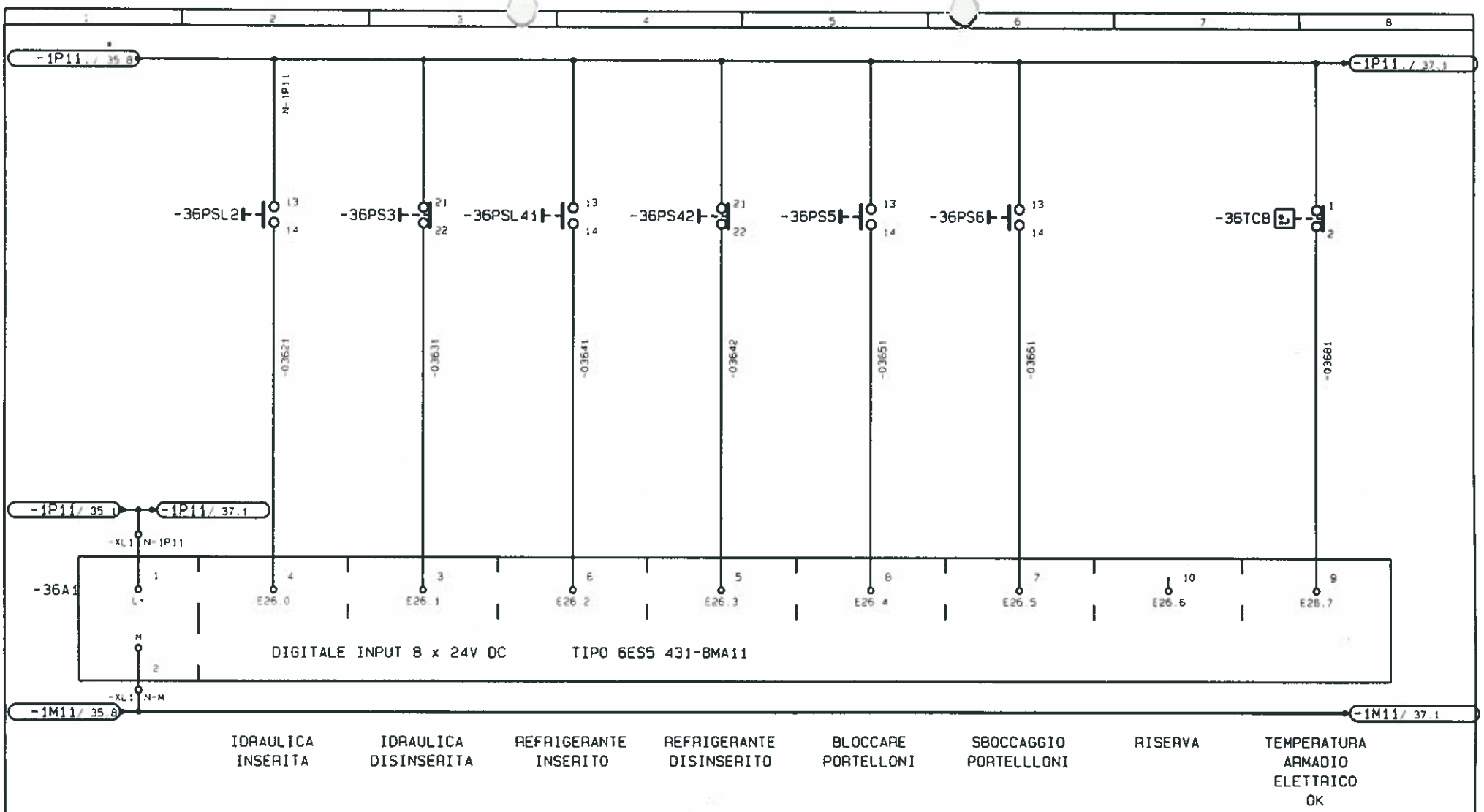

QUADRO DI COMANDO PRINCIPALE

35

37

			Datum	23.02.93	F.M.A	KARL KLINK GmbH Pforzheim WII	SCHEMA ELETTRICO	STP3088	=HP
			Beard.	3	Kom.: 3088 Masch.Typ RKWM				
			Gepr.	25.02.93				OP.040	3177-F00	Bl. 36
Änderung	Datum	Name	Norm		Ursor.	Ers.f.	Ers.d.			71 Bl.

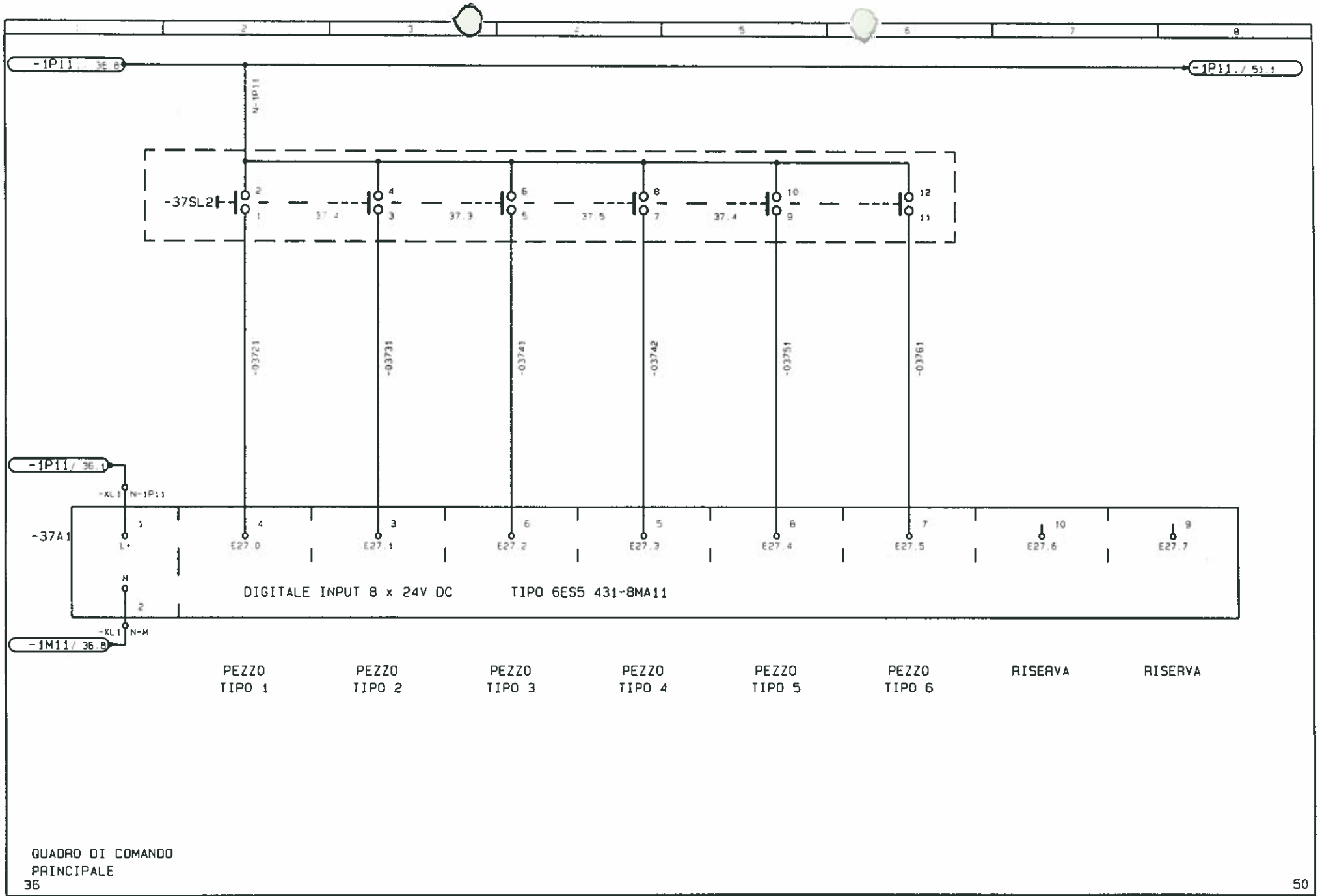

QUADRO DI COMANDO
PRINCIPALE

36

50

			Datum	01.03.93	F.M.A	KARL KLINK GmbH	SCHEMA ELETTRICO	STP3088	*HP
			Bearb.	3	Kom.: 3088 Masch.Typ RKWM	Pforzheim WII			
			Gepr.	01.03.93				OP.040	3177-F00	Bl 37
Änderung	Datum	Name	Norm		Urspr. / Ers.f.	Ers.d.			71 Bl

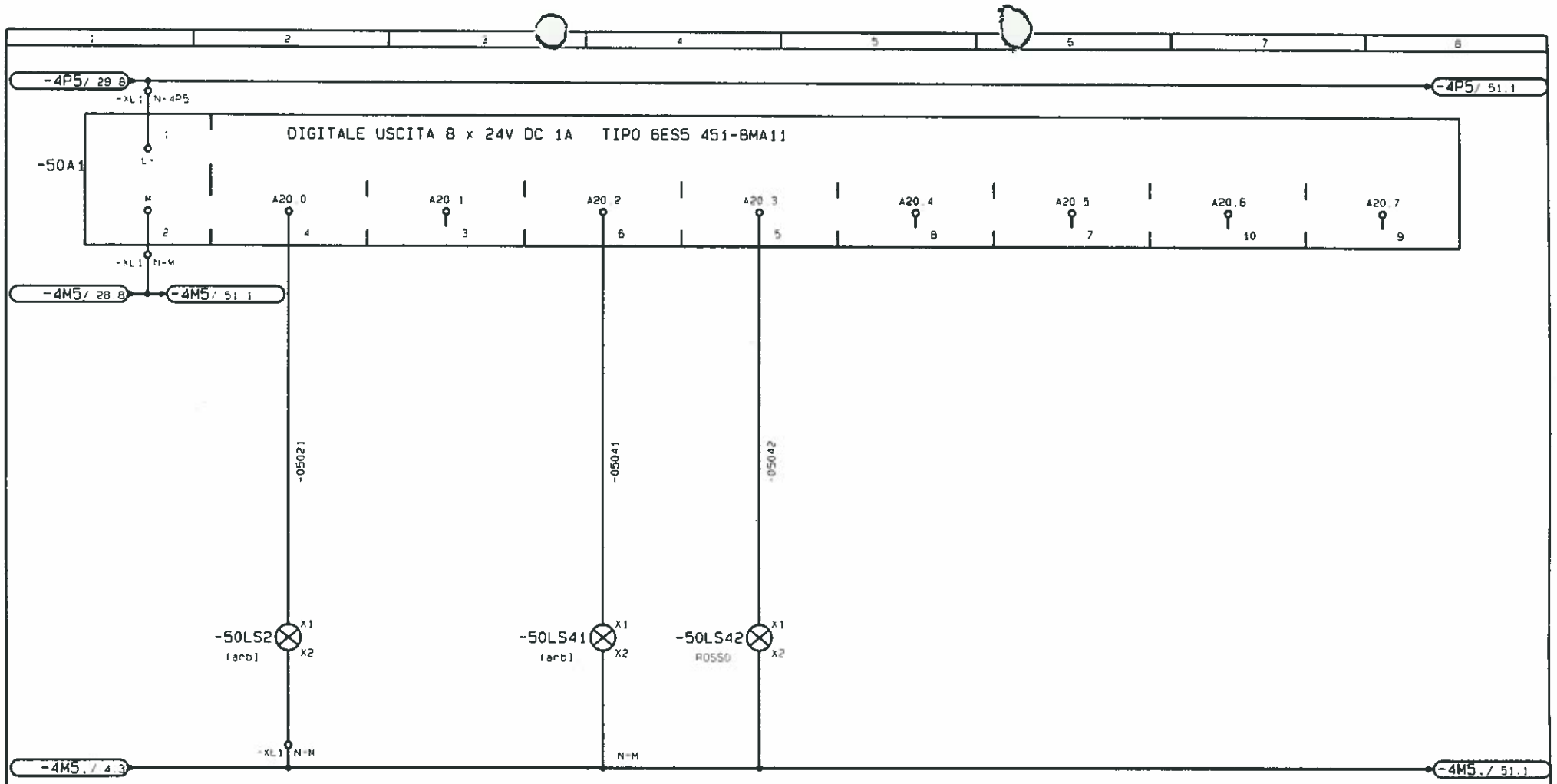

QUADRO DI COMANDO PRINCIPALE

37

51

			Datum	23.02.93	F.M.A	KARL KLINK GmbH	SCHEMA ELETTRICO	STP3088	=HP
			Bearb.	3	Kom.: 3088 Masch.Typ RKWM	Pforzheim WII			
			Gepr.	25.02.93				OP.040 3177-F00	Bl. 50
Änderung	Datum	Name	Norm		Urspr. / Ers.f.	Ers.d.			71 Bl.

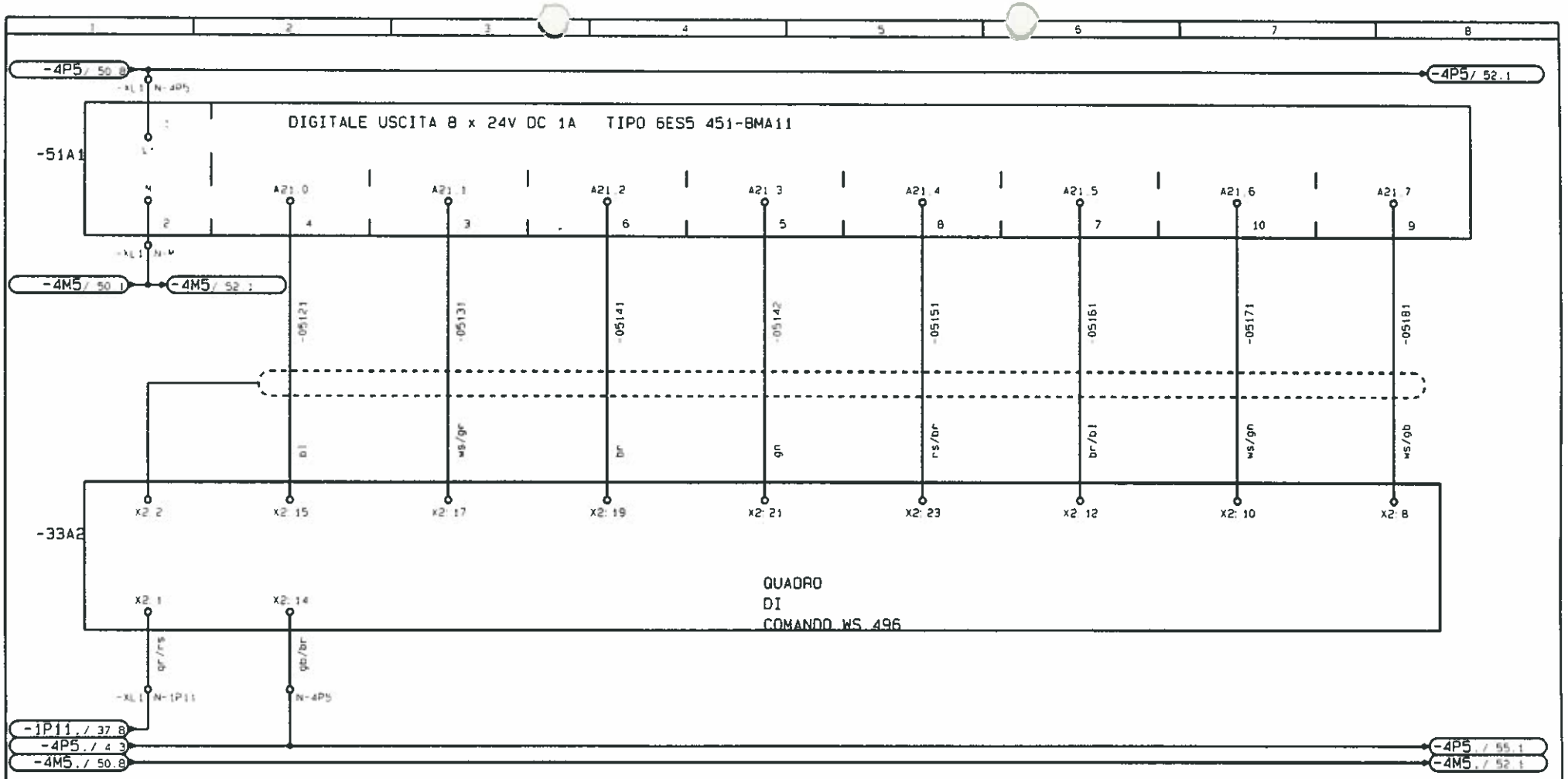

QUADRO DI COMANDO
PRINCIPALE

50

52

			Datum	23.02.93	F.M.A	KARL KLINK GmbH	SCHEMA ELETTRICO	STP3088	=HP	
			Bearb.	3	Kom.: 3088 Masch.Typ RKWM	Pforzheim WII				
			Gepr.	25.02.93				OP.040	3177-F00	Bl. 51
Änderung	Datum	Name	Norm		Urspr.	Ers.f.	Ers.d.			71 Bl

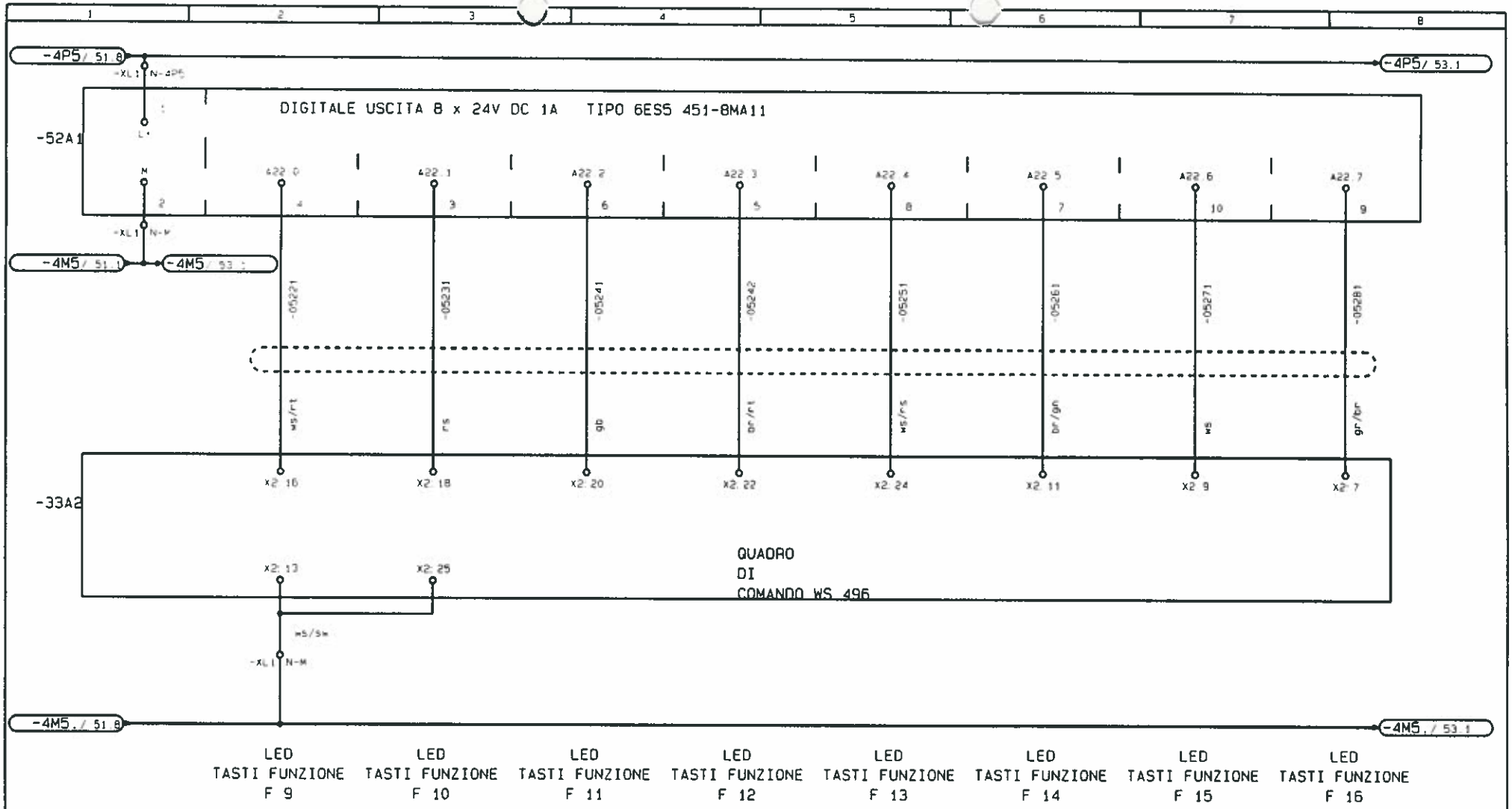

QUADRO DI COMANDO
PRINCIPALE

51

53

			Datum	23.02.93	F.M.A	KARL KLINK GmbH	SCHEMA ELETTRICO	STP3088		=HP	
			Bearb.	3	Kom.: 3088 Masch.Typ RKWM	Pforzheim WII					
			Gepr.	25.02.93							
Änderung	Datum	Name	Norm		Urspr. / Ers.f.	Ers.d.		OP.040	3177-F00		Bl. 52 / 71 Bl

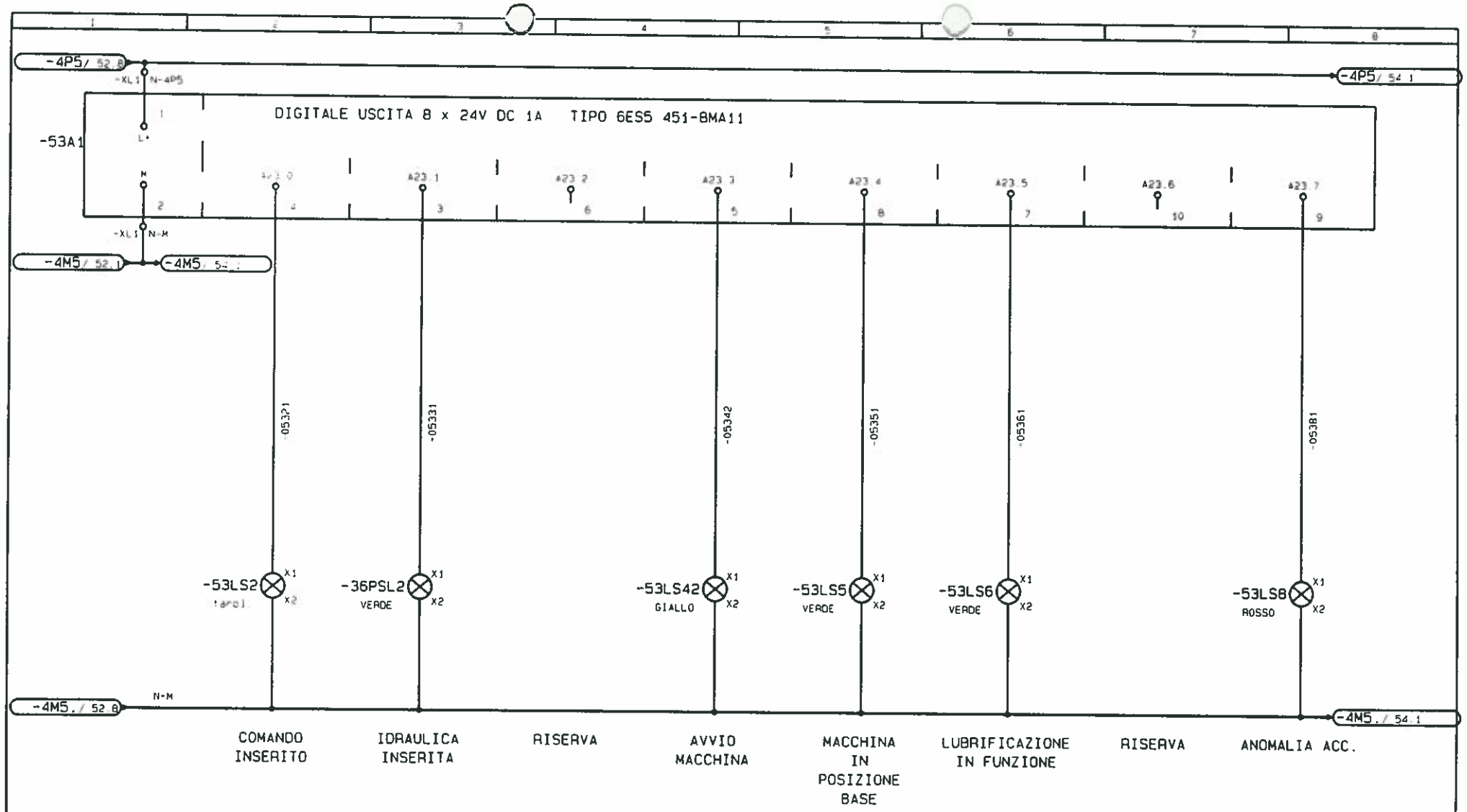

QUADRO DI COMANDO PRINCIPALE

52

54

			Datum	23.02.93	F.M.A	KARL KLINK GmbH	SCHEMA ELETTRICO	STP3088	=HP
			Bearb.	3	Kom.: 3088 Masch.Typ RKWM	Pforzheim WII			
			Gepr.	25.02.93					
Änderung	Datum	Name	Norm		Ursp.	Ers.f.	Ers.d.	OP.040	3177-F00	Bl. 53 / 71 Bl.

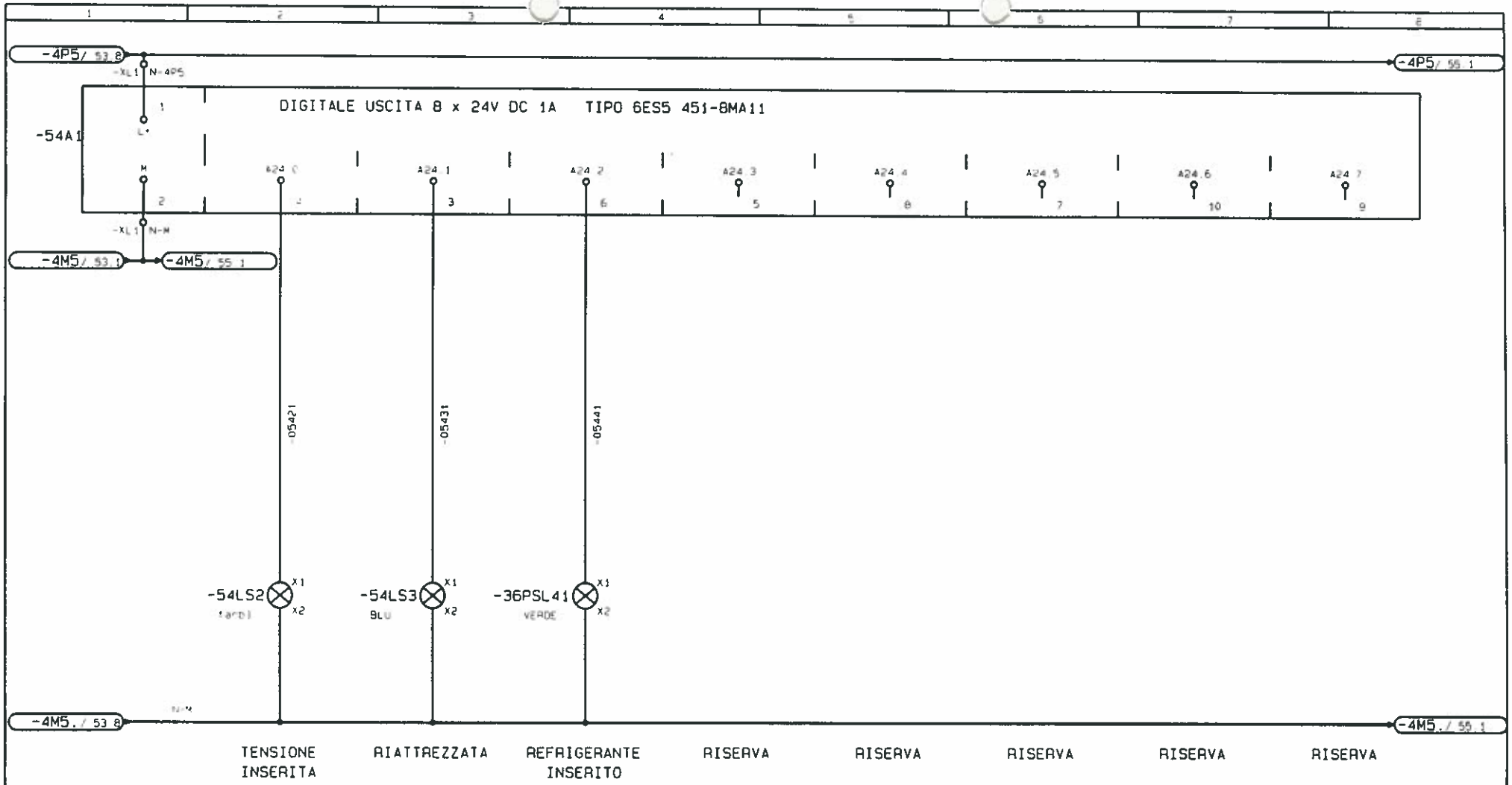

QUADRO DI COMANDO PRINCIPALE

53

55

			Datum	23.02.93	F.M.A		KARL KLINK GmbH	SCHEMA ELETTRICO	STP3088		=HP
			Bearb.	3	Kom.: 3088 Masch.Typ RKWM		Pforzheim WII				
			Gepr.	25.02.93					OP.040	3177-F00	Bl. 54
Änderung	Datum	Name	Norm		Urspr.	Ers.f.	Ers.d.				71 Bl

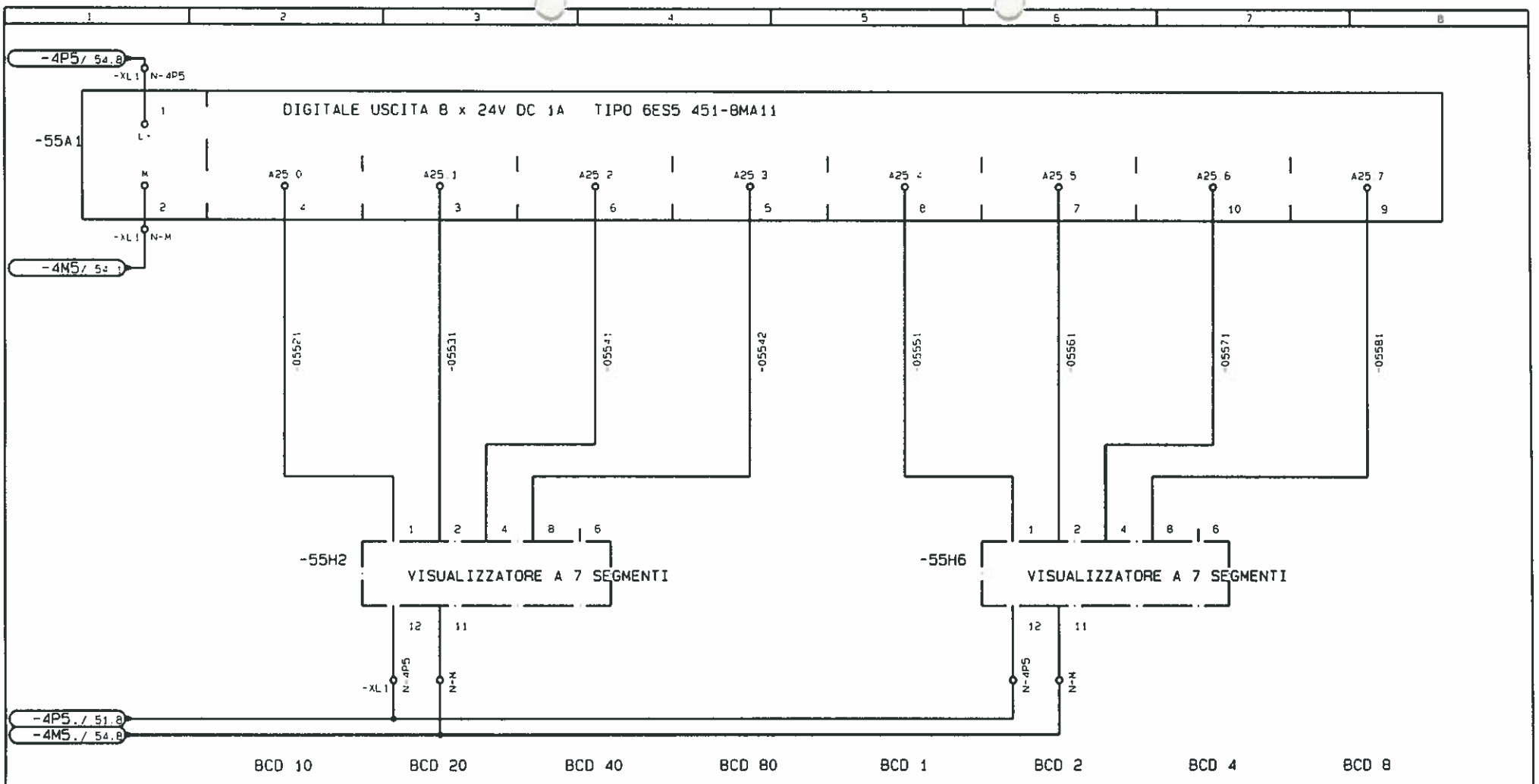

QUADRO DI COMANDO
PRINCIPALE

54

56

			Datum	23.02.93	F.M.A	KARL KLINK GmbH	SCHEMA ELETTRICO	STP3088	=HP
			Bearb.	3	Kom.: 3088 Masch.Typ RKWM	Pforzheim WII			
			Gepr.	25.02.93				OP.040	3177-F00	Bl. 55
Änderung	Datum	Name	Norm		Urspr.	Ers.f.	Ers.d.			71 Bl

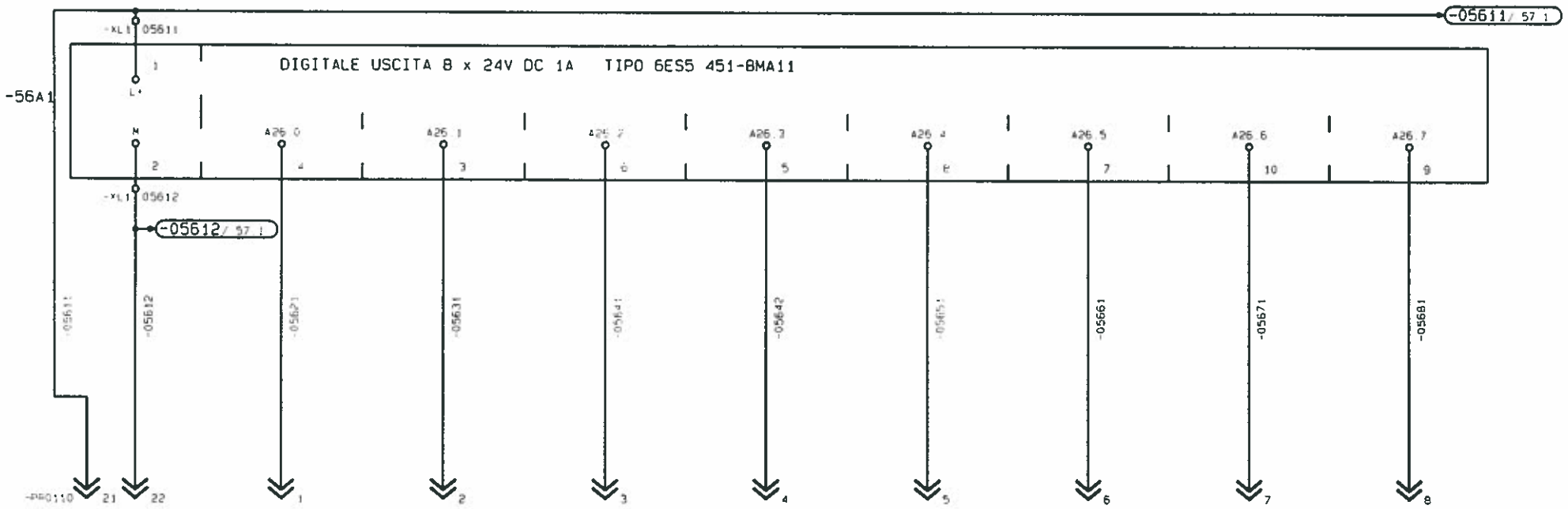

INTERFACCIA AL CALCOLATORE

MACCHINA IN AUTOMATICO CICLO CONTINUO	MACCHINA FERMA CAUSA DISTURBO GENERALE	MACCHINA FERMA CAUSA DISTURBO FASE DI CARICO	MACCHINA FERMA CAUSA DISTURBO FASE DI SCARICO	MACCHINA FERMA CAUSA CAMBIOUTENSILI	MACCHINA FERMA CAUSA INTASAMENTO IN USCITA	RISERVA	FERMO MACCH. INDEFINITO

QUADRO DI COMANDO PRINCIPALE

55

57

			Datum	23.02.93	F.M.A	KARL KLINK GmbH	SCHEMA ELETTRICO	STP3088		=HP	
			Beard.	3	Kom.: 3088 Masch.Typ RKWM	Pforzheim WII					
			Gepr.	25.02.93				OP.040	3177-F00		Bl. 56
Änderung	Datum	Name	Norm		Urspr.	Ers.f.	Ers.d.				71 Bl

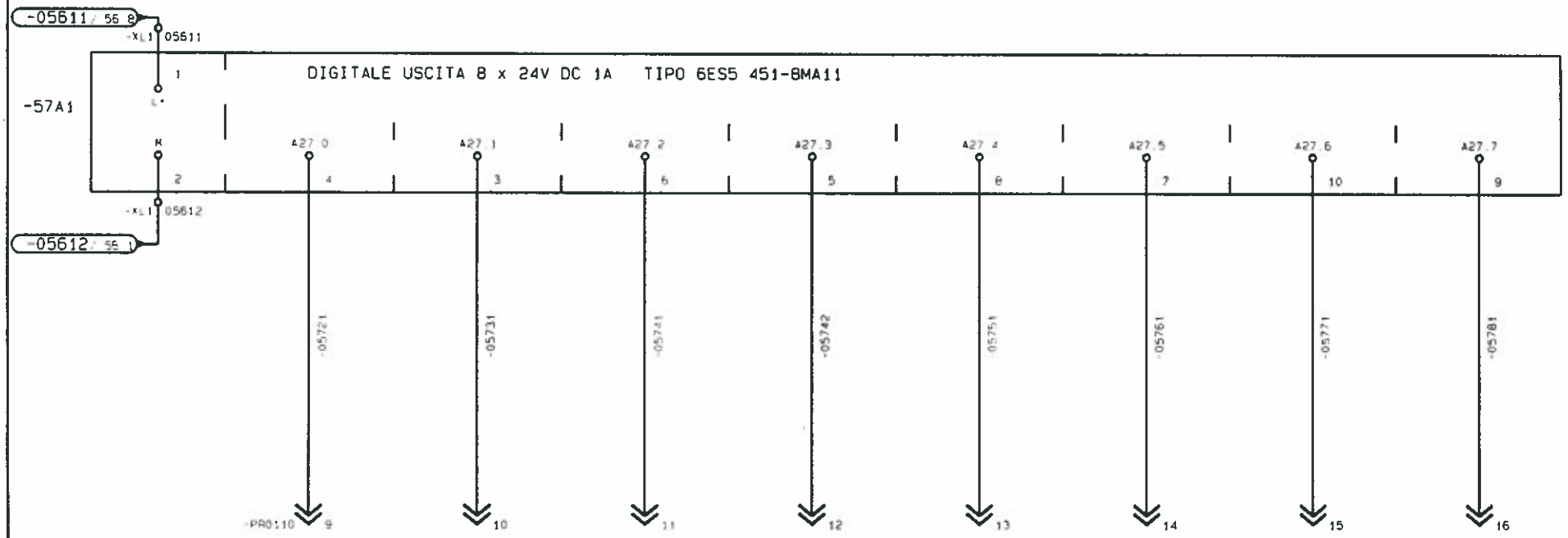

INTERFACCIA AL CALCOLATORE

MACCHINA IN FUNZIONE	IMPULSO DI CONTEGGIO PEZZI BUONI	IMPULSO DI CONTEGGIO PEZZI SCARTI	T1-SEGNALE LAVORATO TIPO PEZZO	T2-SEGNALE LAVORATO TIPO PEZZO	T3-SEGNALE LAVORATO TIPO PEZZO	T4-SEGNALE LAVORATO TIPO PEZZO	T5-SEGNALE PARITA CHIUSO T1-T4

QUADRO DI COMANDO
PRINCIPALE

			Datum	23.02.93	F.M.A	KARL KLINK GmbH	SCHEMA ELETTRICO	STP3088	=HP
			Bearb	3	Kom.: 3088 Masch.Typ RKWM	Pforzheim WII			
			Gepr	25.02.93				OP.040	3177-F00	Bl. 57
Änderung	Datum	Name	Norm		Urspr.	Ers.f.	Ers.d.			71 Bl

PIATTFORMA DI MONTAGGIO

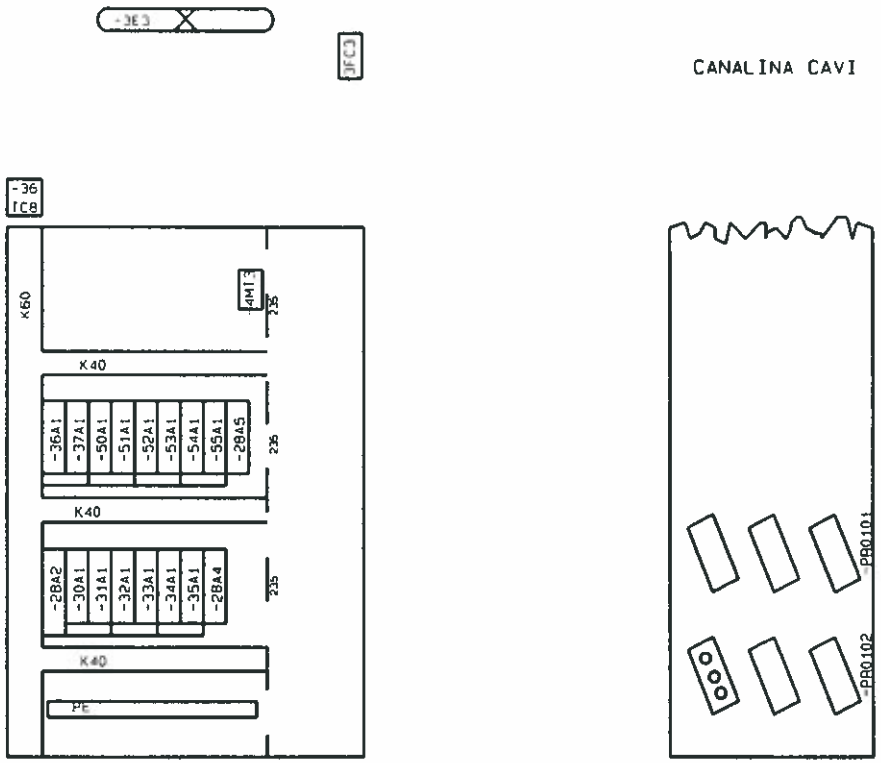

-X1

GRUPPO =HP

57 67

			Datum	16.11.92	F.M.A.		KARL KLINK GmbH	SCHEMA ELETTRICO	ESTP3088	=HP
			Bearb.	sr	Kom.: 3088 Masch.Typ RKWM		Pforzheim WII			
			Gepr.	22.02.93					OP.040 3177-F00	Bl. 65
Änderung	Datum	Name	Norm		Urspr.	Ers.f.	Ers.d.			71 Bl

BANCO DI COMANDO
VISTA ANTERIORE

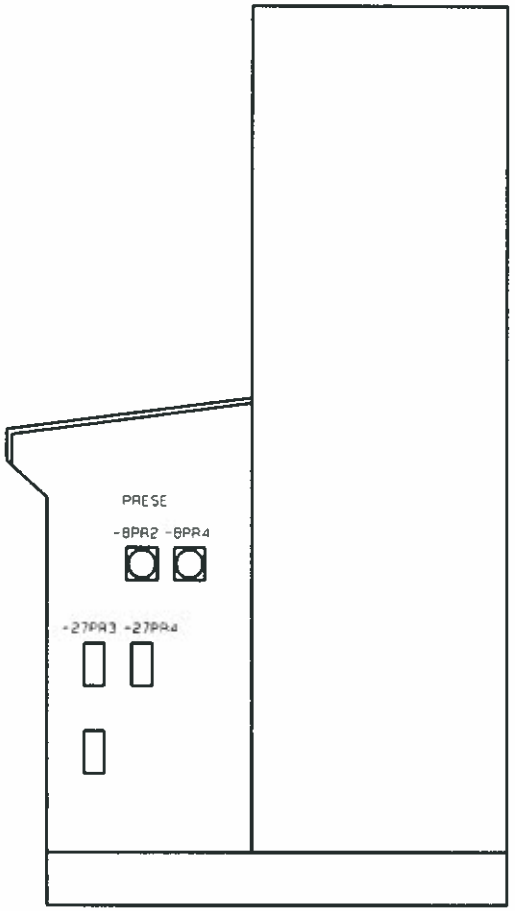

-X1

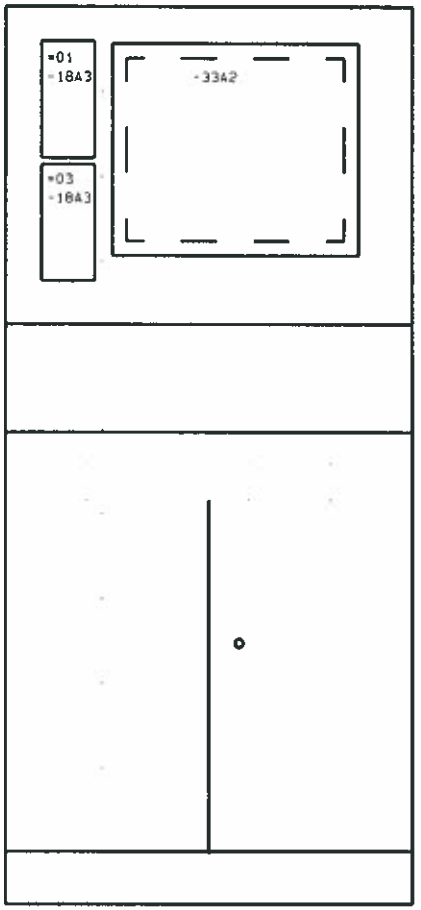

-X1

GRUPPO =HP

65 70

			Datum	16.11.92	F.M.A.		KARL KLINK GmbH	SCHEMA ELETTRICO	ESTP3088	=HP	
			Bearb.	sc	Kom.: 3088 Masch.Typ RKWM		Pforzheim WII				
			Gepr.	22.02.93							Bl. 67
Änderung	Datum	Name	Norm		Urspr.	Ers. f.	Ers. d.		OP.040	3177-F00	71 Bl

QUADRO DI COMANDO PRINCIPALE 1700 x 800 x 980
SINISTRA

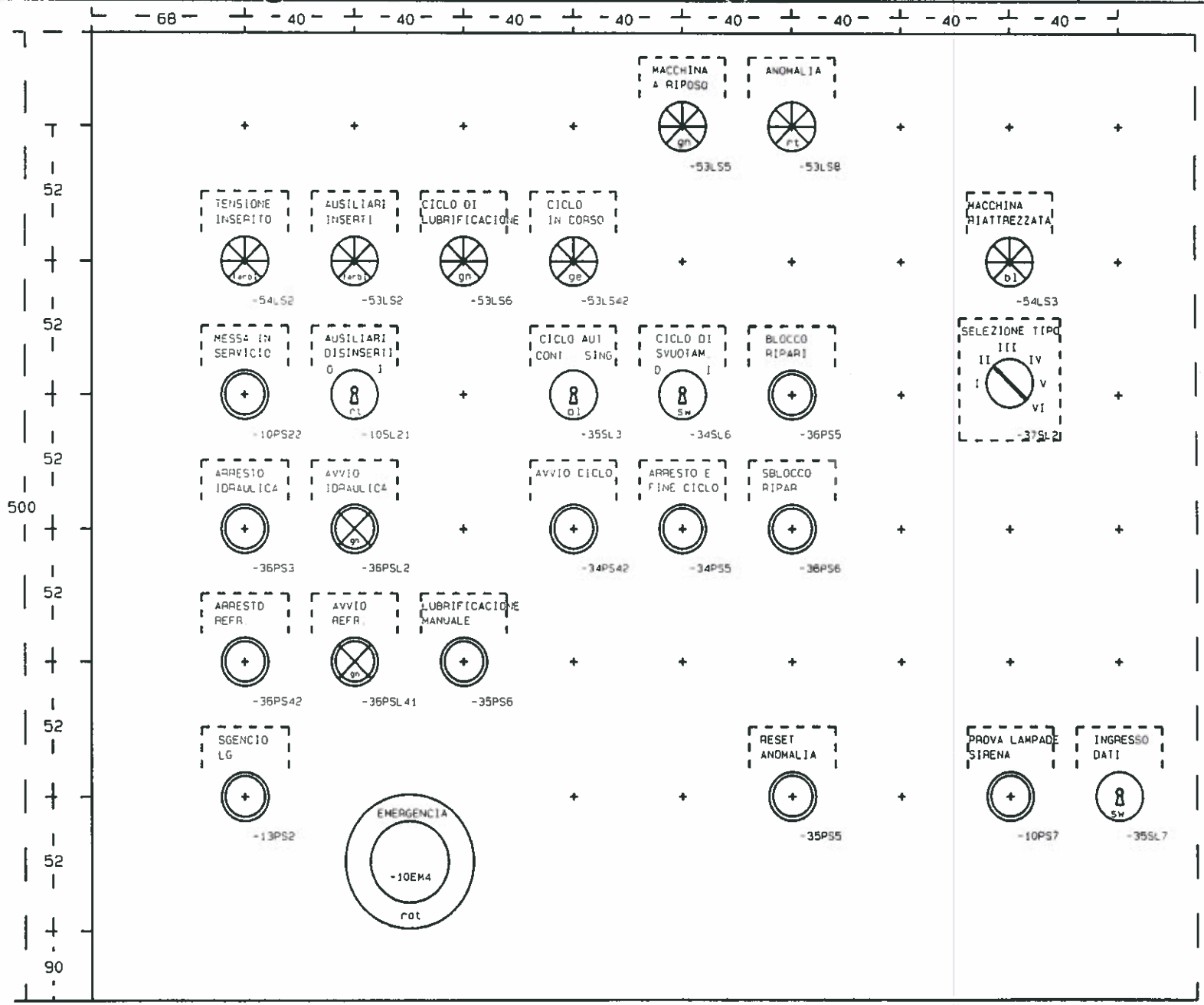

67 71

			Datum	01.03.93	F.M.A.	KARL KLINK GmbH	SCHEMA ELETTRICO	ESTP3088	=HP
			Bearb.	sr	Kom.: 3088 Masch.Typ RKWM	Pforzheim WII			
			Gepr.	01.03.93				OP.040	3177-F00	Bl. 70
Änderung	Datum	Name	Norm		Ursp.	Ers.f.	Ers.d.			71 Bl

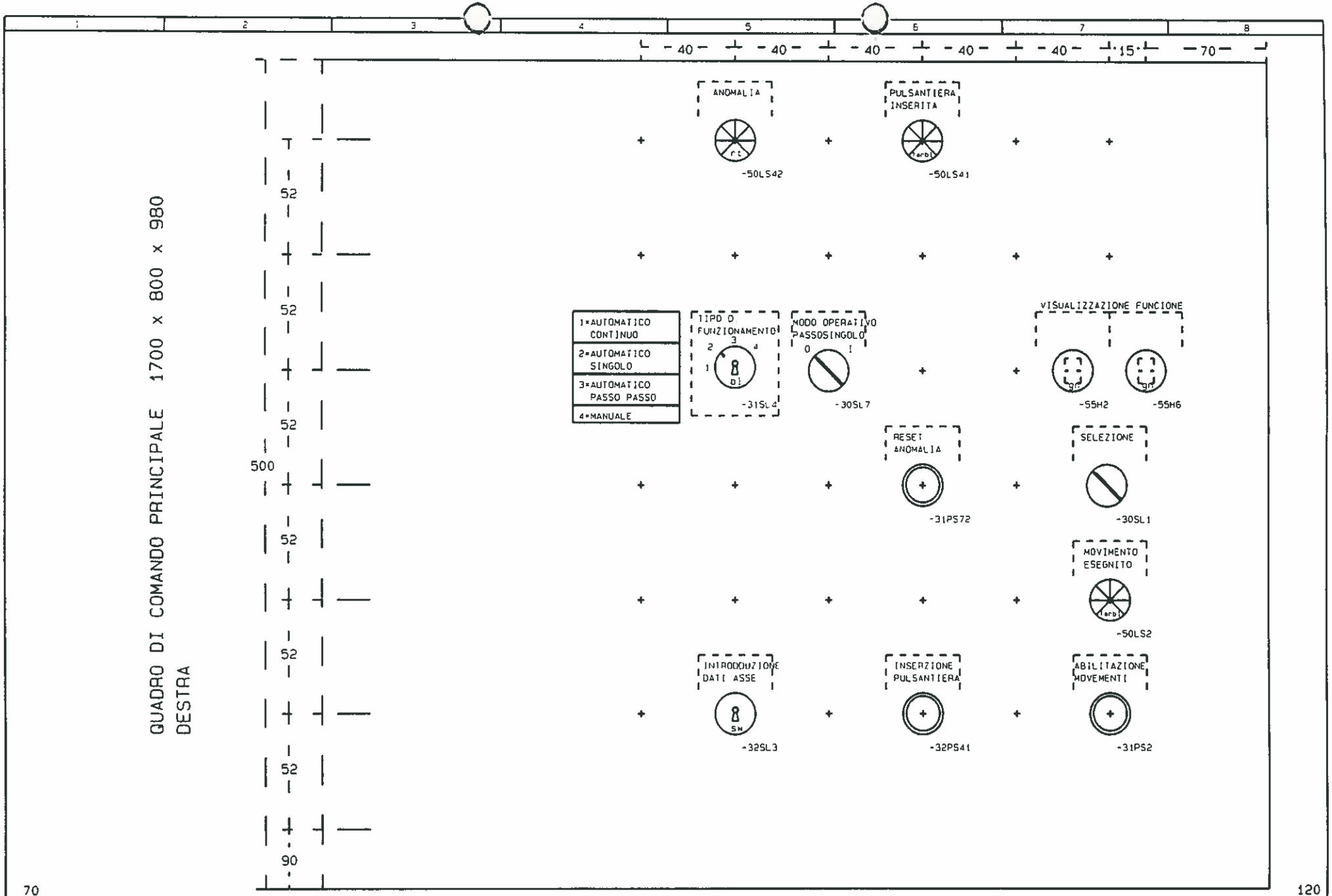

			Datum	01.03.93	F.M.A.	KARL KLINK GmbH	SCHEMA ELETTRICO	ESTP3088	*HP
			Bearb.	sc	Kom.: 3088 Masch.Typ RKWM	Pforzheim WII			
			Gepr.	01.03.93				OP.040 3177-F00	Bl. 71
Änderung	Datum	Name	Norm		Urspr. Ers.f.	Ers.d.			71 Bl