MACCHINA 3177-F00 OP.040

LATO DI SCARICO (GRUPPO =03)

SCHEMA ELETTRICO STP3088

PLC E/CAMPO-A 90.0 -119.7

151

2

| | | | | | | | | | | | |
|---|---|---|---|---|---|---|---|---|---|---|---|
| | | | Datum | 24.02.93 | F.M.A | | KARL KLINK GmbH | SCHEMA ELETTRICO | STP3088 | =03 | |
| | | | Bearb. | sr | Kom.: 3088 Masch.Typ RKWM | | Pforzheim WII | | | | |
| | | | Gepr. | 25.02.93 | | | | | | | |
| Änderung | Datum | Name | Norm | | Urspr | Ers.f. | Ers.d. | | OP.040 | 3177-F00 | Bl. 1 / 160 Bl |

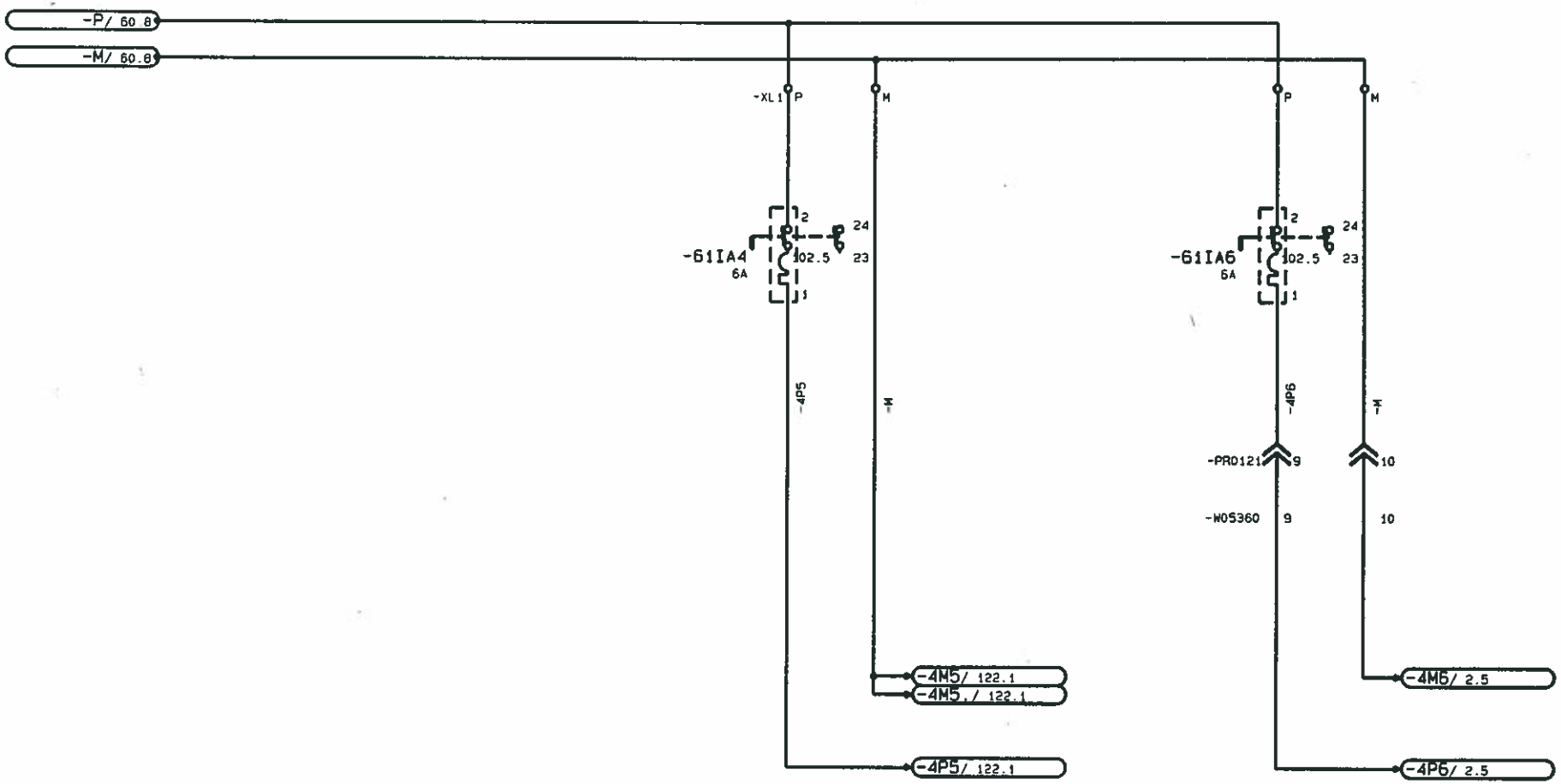


Versorgung
AB 110 + 111

Versorgung
AMT-Entladung
Ausgänge 24V DC

+S1

60

63

| | | | | | | | | |
|---|---|---|---|---|---|---|---|---|
| | | | Datum | 20.11.92 | F.M.A | KARL KLINK GmbH | Stromlaufplan | STP3088 | =03 |
| | | | Bearb. | sr | Kom.: 3088 Masch.Typ RKWM | Pforzheim WII | | | |
| | | | Gepr. | 14.12.92 | | | | | |
| Änderung | Datum | Name | Norm | | Urspr. / Ers.f. | Ers.d. | | OP.040 / 3177-F00 | Bl. 61 / 157 Bl |

# COLLEGAMENTO ALLA SOVRAPOSTO PARTICOLARE

## ALIMENTAZIONI
380V/50Hz

| | | |
|---|---|---|
| 03-22L1/ =N/21.6 | -22L1 | -22L1/ 3.1 |
| 03-22L2/ =N/21.6 | -22L2 | -22L2/ 3.1 |
| 03-22L3/ =N/21.6 | -22L3 | -22L3/ 3.1 |
| 03-PE/ =N/21.6 | -PE | -PE/ 3.1 |

## AZIONAMENTO ROTATIVO TAVOLA DI APPOGGIO =04
380V/50Hz

| | | |
|---|---|---|
| 08-01124/ =04/2.1 | -01124 | -01124/ 11.2 |
| 08-01125/ =04/2.1 | -01125 | -01125/ 11.2 |
| 08-01126/ =04/2.1 | -01126 | -01126/ 11.2 |
| 04-PE/ =04/2.1 | -PE | -04-PE/ 11.3 |

## ILLUMINAZIONE ARMADIO
220V AC

| | | |
|---|---|---|
| 08-100L1/ =N/10.8 | N-100L1 | -100L1/ 4.5 |
| 08-100L2/ =N/10.8 | N-100L2 | -100L2/ 4.5 |

## INTERRUTTORE GENERALE DISINERITO
110V AC

| | | |
|---|---|---|
| 03-90L1/ =N/3.6 | N-90L1 | -90L1/ 68.2 |
| 03-90L2/ =N/3.6 | N-90L2 | -90L2/ 68.3 |
| 03-HSA/ =N/3.6 | N-HSA | -HSA/ 68.3 |

## ALIMENTAZIONI GRUPPO =04
24V DC

| | | |
|---|---|---|
| 1P8/ =04/2.4 | -1P8 | -1P8/ 57.7 |
| 1M8/ =04/2.4 | -M | -1M8/ 57.7 |
| 2P6/ =04/2.4 | -2P6 | -2P6/ 59.7 |
| 2M6/ =04/2.4 | -M | -2M6/ 59.7 |
| 4P6/ =04/2.4 | -4P6 | -4P6/ 61.7 |
| 4M6/ =04/2.4 | -M | -4M6/ 61.7 |

## ET 100 OK

| | | |
|---|---|---|
| 1-07171/ =04/2.4 | -07171 | -07171./ 72.7 |
| 1-07271/ =04/2.4 | -07271 | -07271/ 72.7 |
| 3-07271/ =1/2.4 | -07271 | -07271./ 72.7 |
| 3-07272/ =1/2.4 | -07272 | -07272/ 72.7 |

## ALIMENTAZIONE FRENO =04 / 6M2

| | | |
|---|---|---|
| 6P7/ =04/2.4 | -6P7 | -6P7/ 53.6 |
| 6M1/ =04/2.4 | -M | -04-6M1/ 53.6 |

## EMERGENZA

| | | |
|---|---|---|
| 03-4P2/ =N/98.8 | 03-4P2 | -03-4P2/ 60.5 |
| 08-01813/ =N/98.8 | -01813 | -01813/ 17.1 |
| 08-09023/ =N/90.4 | N-09023 | -09023/ 67.2 |
| 08-09041/ =N/90.4 | N-09041 | -09041/ 67.3 |

## PORTELLONE
24V DC

| | | |
|---|---|---|
| 03-ST1/ =N/112.2 | -ST1 | -ST1/ 64.1 |
| 03-ST2/ =N/112.2 | -ST2 | -ST2/ 65.1 |

## RETROAZIONE CONSENSO

| | | |
|---|---|---|
| 03-13022/ =N/130.4 | N-13022 | -13022/ 67.4 |
| 03-13041/ =N/130.4 | N-13041 | -13041/ 67.5 |

## CONSENSO UNITA'

| | | |
|---|---|---|
| 03-FG1/ =N/112.6 | -FG1 | -FG1/ 63.2 |
| 03-FG2/ =N/112.6 | -FG2 | -FG2/ 63.2 |

## ET 100 BUS

| | | |
|---|---|---|
| BUS1.5/ =01/2.7 | -BUS 1 | -BUS1.5/ 72.1 |
| BUS2.5/ =01/2.7 | -BUS 2 | -BUS2.5/ 72.1 |
| BUS1.13/ =04/2.7 | -BUS 1 | -BUS1.13/ 71.1 |
| BUS2.13/ =04/2.7 | -BUS 2 | -BUS2.13/ 71.1 |
| BUS1.14/ =04/2.7 | -BUS 1 | -BUS1.14/ 70.1 |
| BUS2.14/ =04/2.7 | -BUS 2 | -BUS2.14/ 70.1 |
| BUS1.11/ =01/2.7 | -BUS 1 | -BUS1.11/ 69.1 |
| BUS2.11/ =01/2.7 | -BUS 2 | -BUS2.11/ 69.1 |

1 3

| | | | | | | | | |
|---|---|---|---|---|---|---|---|---|
| | | | Datum | 24.02.93 | F.M.A | KARL KLINK GmbH | SCHEMA ELETTRICO | STP3088 | =03 |
| | | | Bearb. | sr | Kom.: 3088 Masch.Typ RKWM | Pforzheim WII | | | |
| | | | Gepr. | 25.02.93 | | | | | |
| Änderung | Datum | Name | Norm | | Urspr. / Ers.f. | Ers.d. | | OP.040 / 3177-F00 | Bl. 2 / 160 Bl |

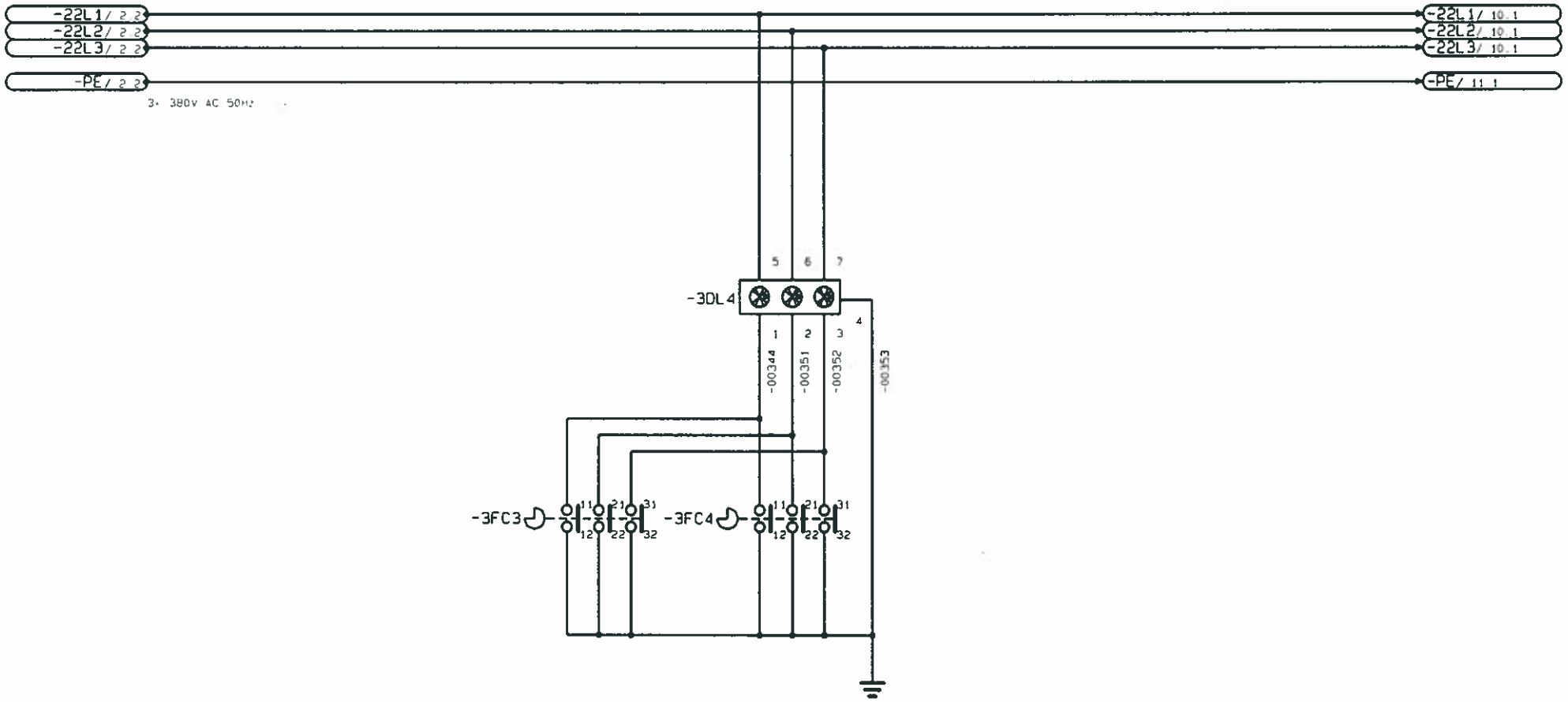


LAMPEGGIATORE DI SICUREZZA

ARMADIO
PRINCIPALE
2

+S1

4

| | | | | | | | | | |
|---|---|---|---|---|---|---|---|---|---|
| | | | Datum | 08.12.92 | F.M.A | KARL KLINK GmbH | SCHEMA ELETTRICO | STP3088 | =03 |
| | | | Bearb. | sr | Kom.: 3088 Masch.Typ RKWM | Pforzheim WII | | | |
| | | | Gepr. | 25.02.93 | | | | | |
| Änderung | Datum | Name | Norm | | urspr. / Ers.f. | Ers.d. | | OP.040 / 3177-F00 | Bl. 3 / 160 Bl |

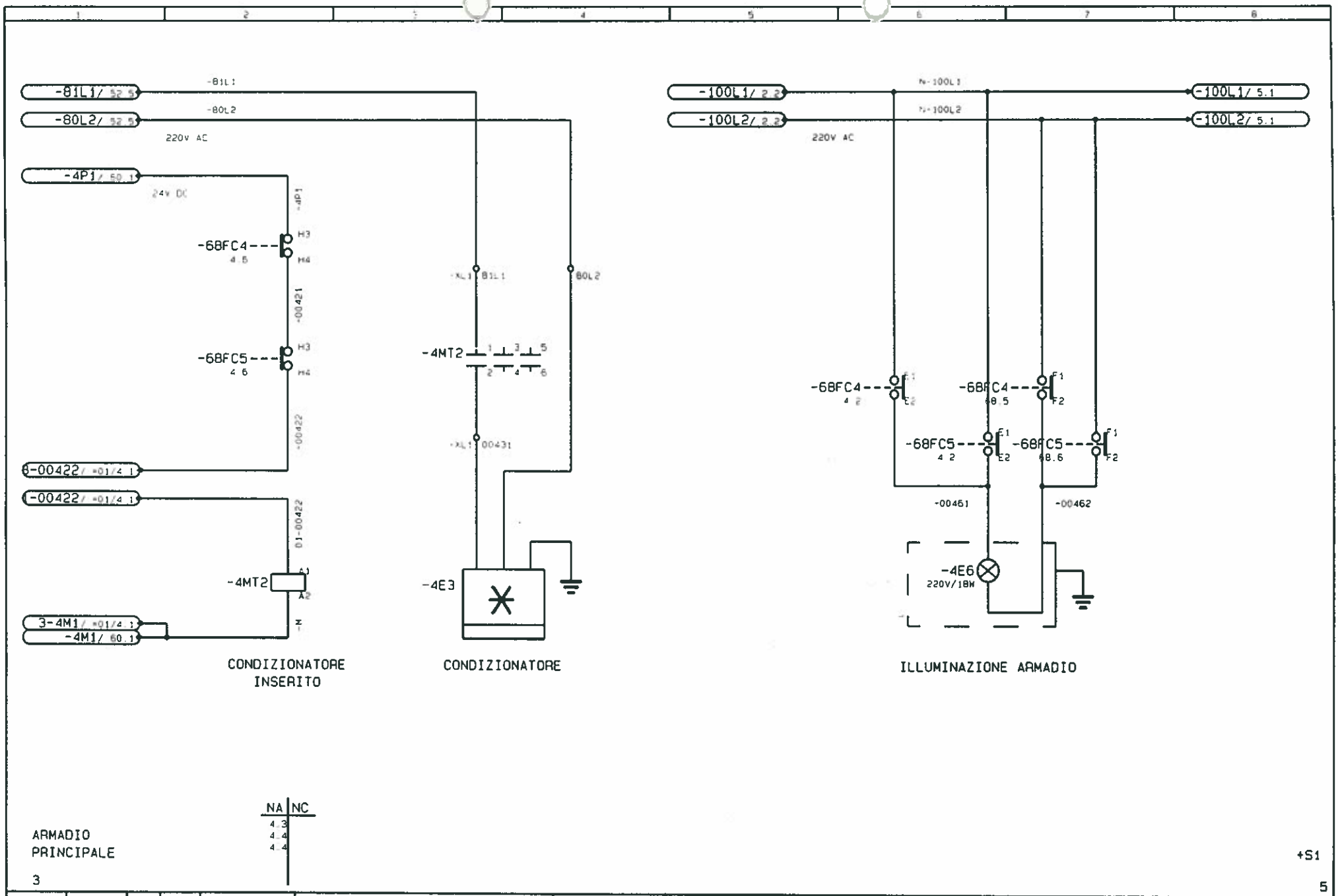


| | | | | | | | | | | |
|---|---|---|---|---|---|---|---|---|---|---|
| | | | Datum | 10.12.92 | F.M.A | KARL KLINK GmbH | SCHEMA ELETTRICO | STP3088 | =03 | |
| | | | Bearb. | sr | Kom.: 3088 Masch.Typ RKWM | Pforzheim WII | | | | |
| | | | Gepr. | 25.02.93 | | | | OP.040 | 3177-F00 | B1 4 / 160 B1 |
| Änderung | Datum | Name | Norm | | Urspr. | Ers.f. | Ers.d. | | | |

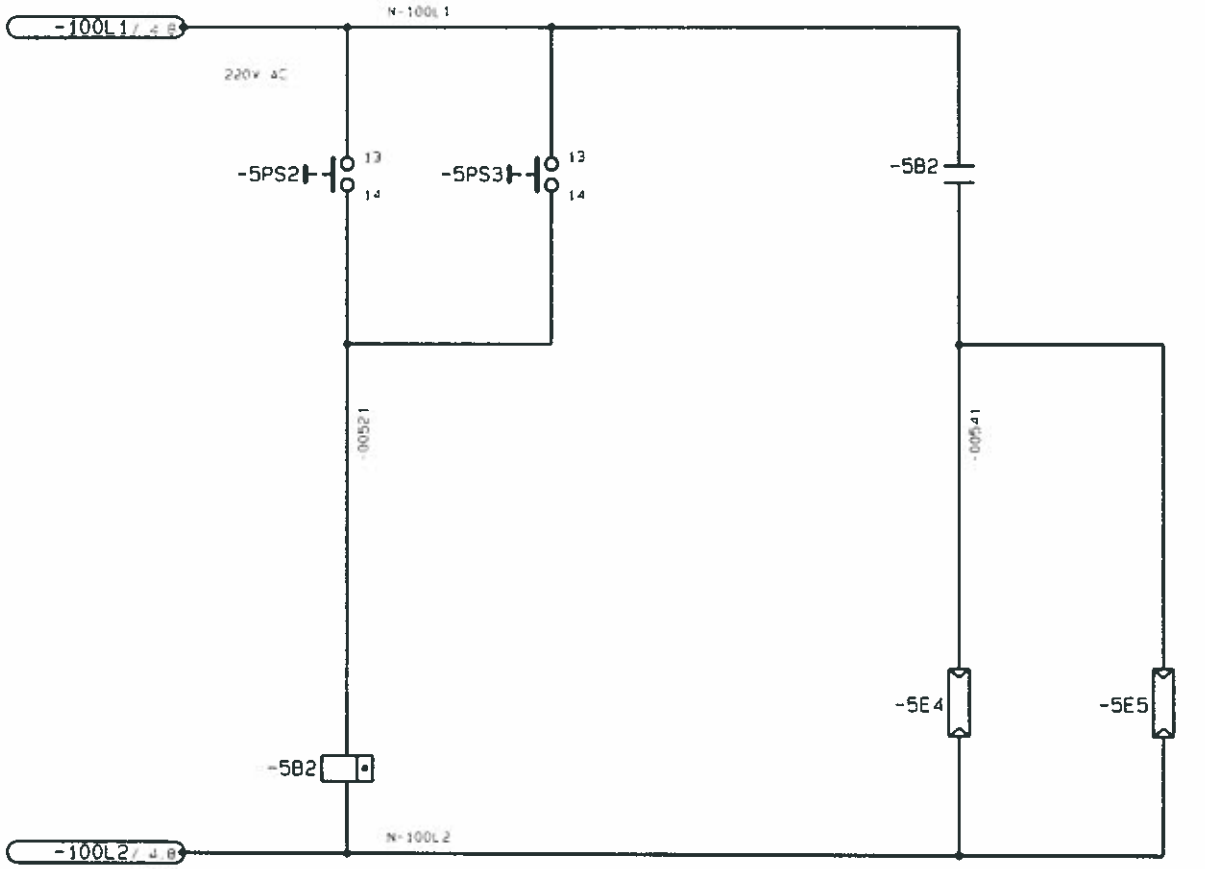

+M

4

10

| | | | | | | | | | |
|---|---|---|---|---|---|---|---|---|---|
| | | | Datum | 10.12.92 | F.M.A | KARL KLINK GmbH | SCHEMA ELETTRICO | STP3088 | =03 |
| | | | Bearb. | sr | Kom.: 3088 Masch.Typ RKWM | Pforzheim WII | | | |
| | | | Gepr. | 25.02.93 | | | | OP.040 | 3177-F00 |
| Änderung | Datum | Name | Norm | | Urspr | Ers.f. | Ers.d. | | Bl. 5 / 160 Bl |

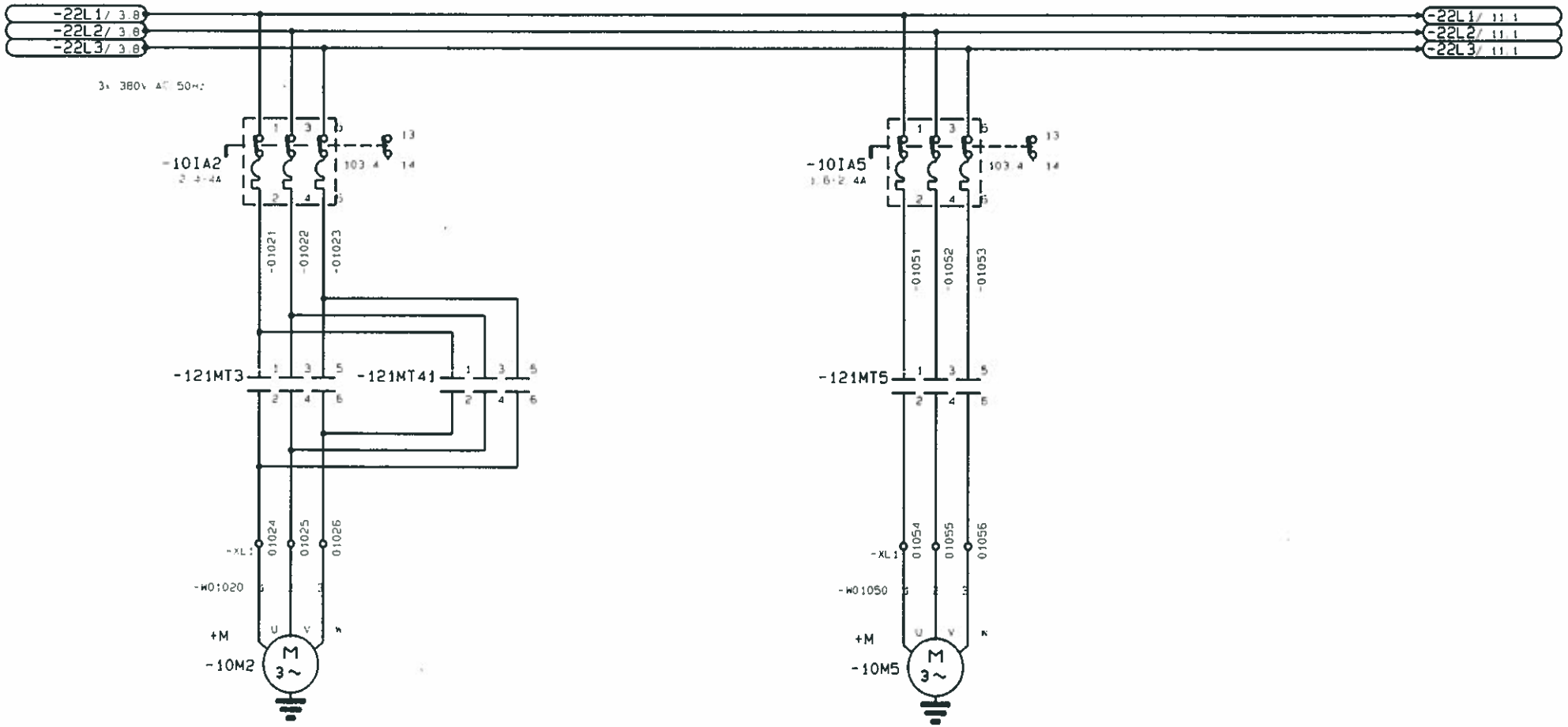


ARMADIO
PRINCIPALE
5

+S1

11

| | | | | | | | | | |
|---|---|---|---|---|---|---|---|---|---|
| | | | Datum | 17.12.92 | F.M.A | KARL KLINK GmbH | SCHEMA ELETTRICO | STP3088 | =03 |
| | | | Bearb. | sr | Kom.: 3088 Masch.Typ AKWM | Pforzheim WII | | | |
| | | | Gepr. | 25.02.93 | | | | | |
| Änderung | Datum | Name | Norm | | Urspr. / Ers.f. | Ers.d. | | OP.040 / 3177-F00 | Bl. 10 / 160 Bl |

AZIONAMENTO
TAVOLA
DI
APPOGGIO
PEZZI

ARMADIO
PRINCIPALE
10

+S1
17

| | | | | | | | | | | | |
|---|---|---|---|---|---|---|---|---|---|---|---|
| | | | Datum | 09.12.92 | F.M.A | | KARL KLINK GmbH | SCHEMA ELETTRICO | STP3088 | =03 | |
| | | | Bearb. | sr | Kom.: 3088 Masch.Typ RKWM | | Pforzheim WII | | | | |
| | | | Gepr. | 25.02.93 | | | | | | | |
| Änderung | Datum | Name | Norm | | Urspr. | Ers.f. | Ers.d. | | OP.040 | 3177-F00 | Bl. 11 / 160 Bl |

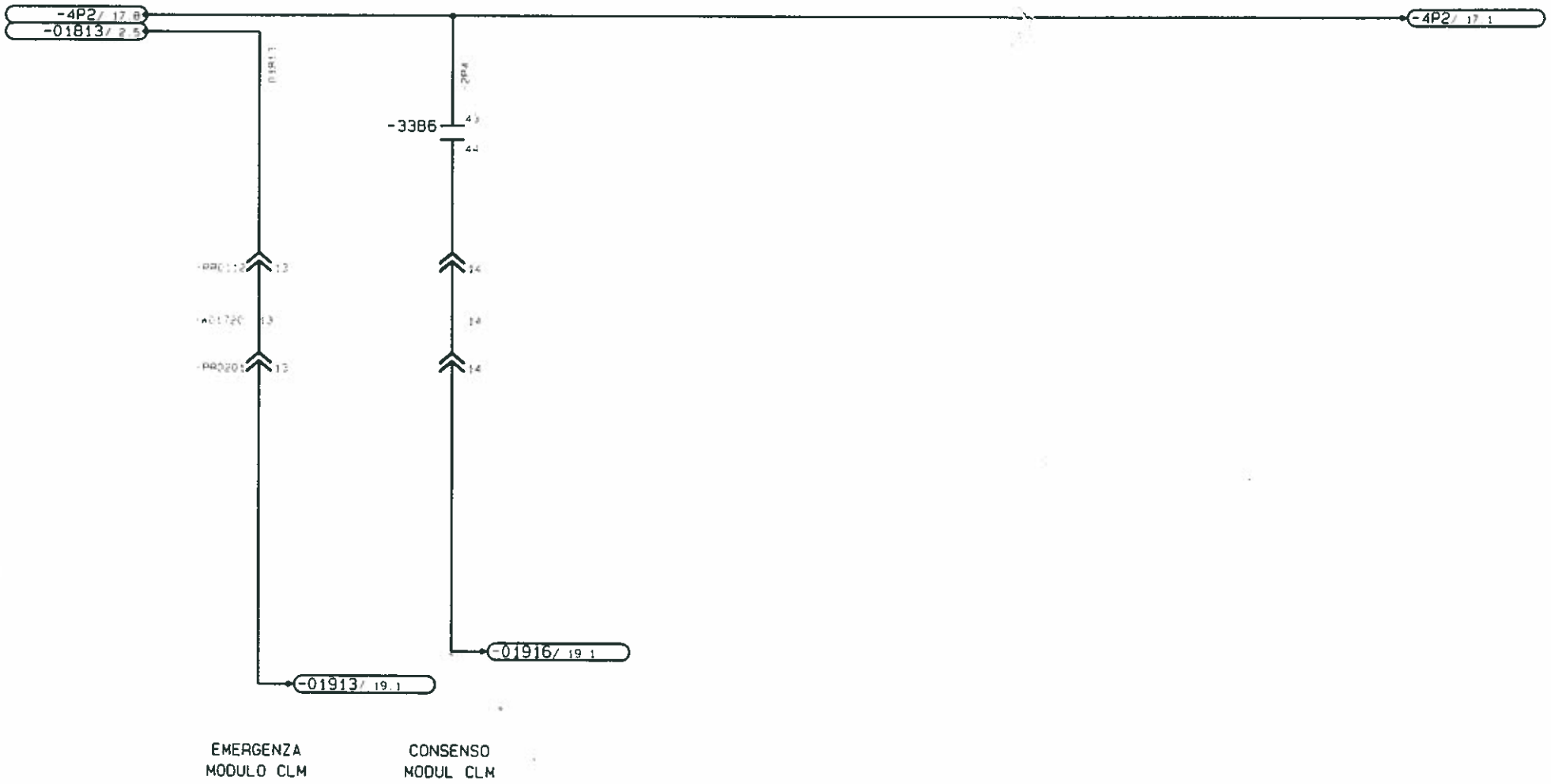


+S1

11

18

| | | | | | | | | | |
|---|---|---|---|---|---|---|---|---|---|
| | | | Datum | 04.11.92 | F.M.A | KARL KLINK GmbH | SCHEMA ELETTRICO | STP3088 | =03 |
| | | | Bearb. | sr | Kom.: 3088 Masch.Typ AKWM | Pforzheim WII | | | |
| | | | Gepr. | 25.02.93 | | | | | |
| Änderung | Datum | Name | Norm | | Urspr. / Ers.f. | Ers.d. | | OP.040 / 3177-F00 | Bl. 17 / 160 Bl |

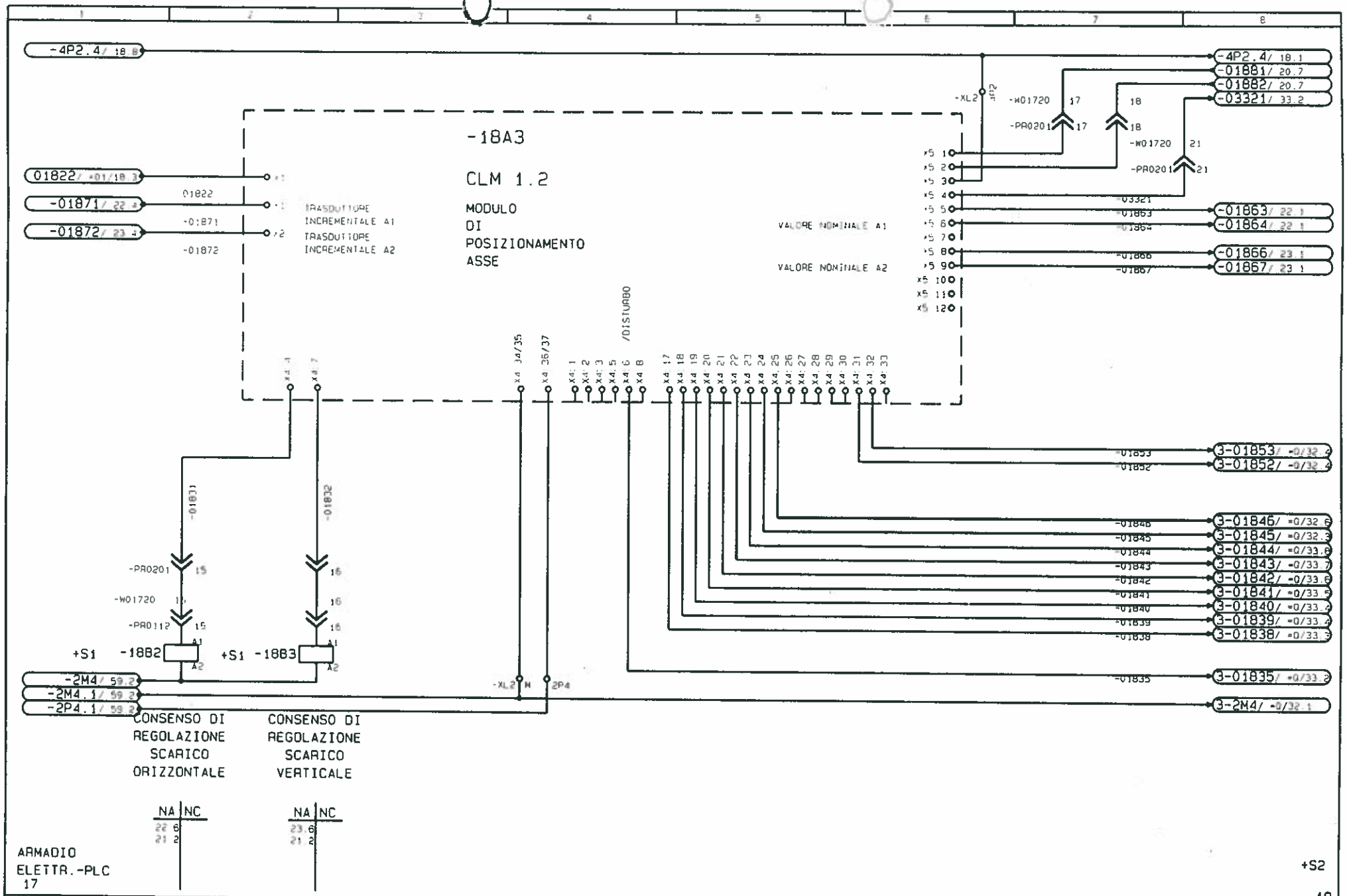


| | | | | | | | | | | | |
|---|---|---|---|---|---|---|---|---|---|---|---|
| | | | Datum | 09.03.93 | F.M.A | KARL KLINK GmbH | SCHEMA ELETTRICO | STP3088 | | =03 | |
| | | | Bearb. | sr | Kom.: 3088 Masch.Typ RKWM | Pforzheim WII | | | | | |
| | | | Gepr. | 09.03.93 | | | | OP.040 | 3177-F00 | | Bl. 18 |
| Änderung | Datum | Name | Norm | | Urspr | Ers.f. | Ers.d. | | | | 160 Bl |

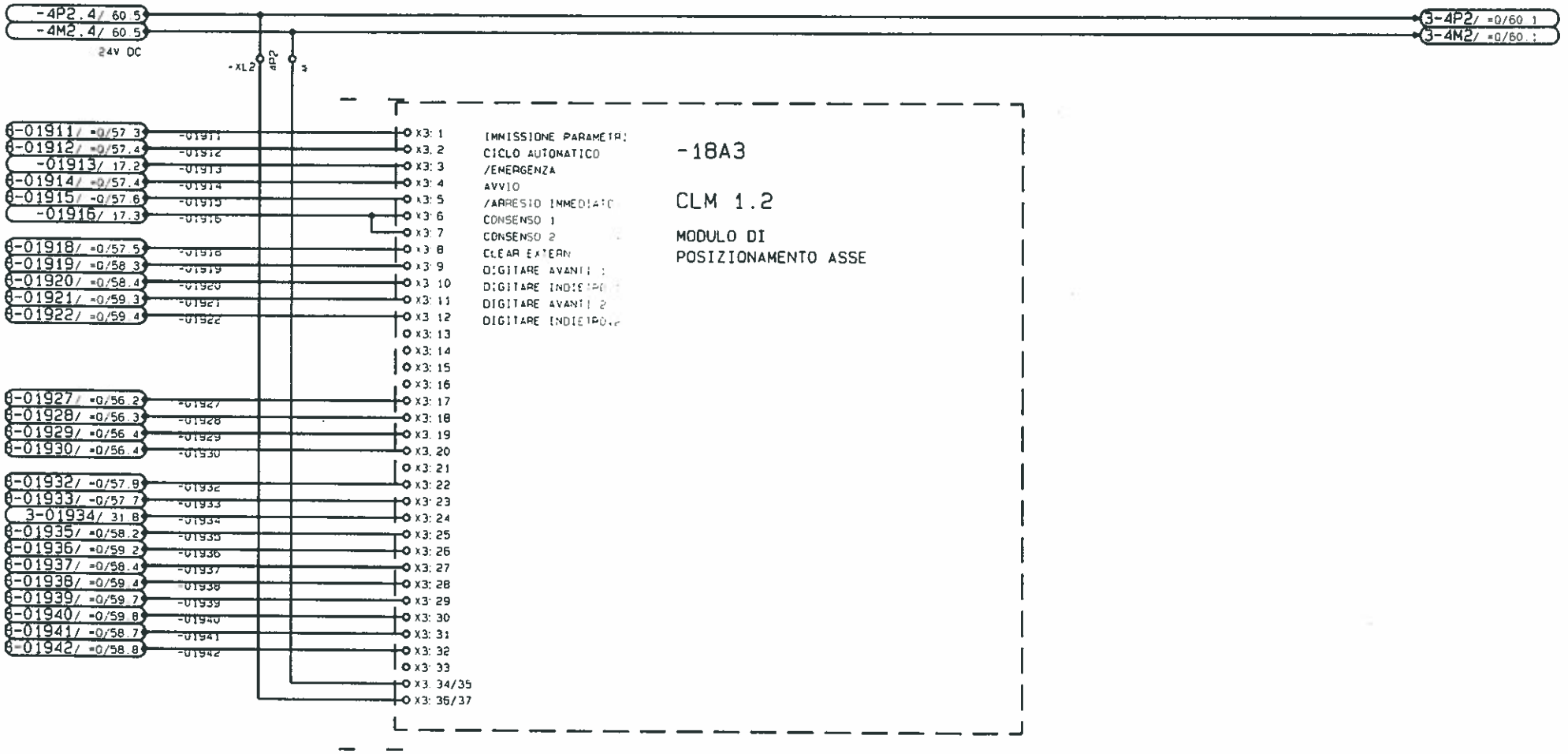


ARMADIO ELETTR.-PLC

18

20

| | | | | | | | | | |
|---|---|---|---|---|---|---|---|---|---|
| | | | Datum | 24.02.93 | F.M.A | KARL KLINK GmbH | SCHEMA ELETTRICO | STP3088 | =03 |
| | | | Bearb. | sr | Kom.: 3088 Masch.Typ RKWM | Pforzheim WII | | | |
| | | | Gepr. | 25.02.93 | | | | | |
| Änderung | Datum | Name | Norm | | Urspr. / Ers.f. | Ers.d. | | OP.040 / 3177-F00 | Bl. 19 / 160 Bl |

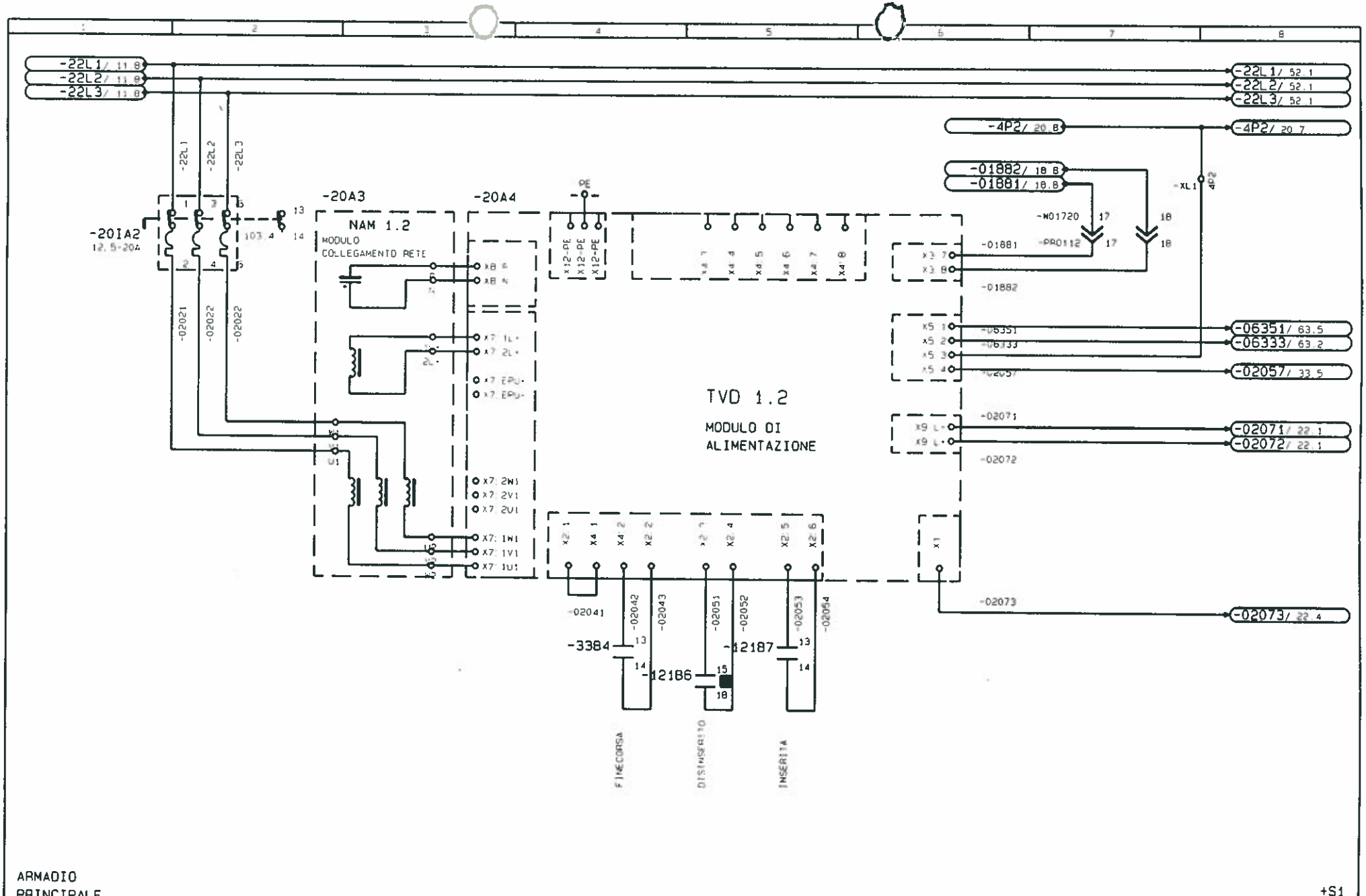


| | | | | | | | | |
|---|---|---|---|---|---|---|---|---|
| | | | Datum | 09.03.93 | F.M.A | KARL KLINK GmbH | SCHEMA ELETTRICO | STP3088 | =03 |
| | | | Bearb. | sr | Kom.: 3088 Masch.Typ AKWM | Pforzheim WII | | | |
| | | | Gepr. | 09.03.93 | | | | | |
| Änderung | Datum | Name | Norm | | Urspr | Ers.f. | Ers.d. | OP.040 3177-F00 | Bl. 20 / 160 Bl |

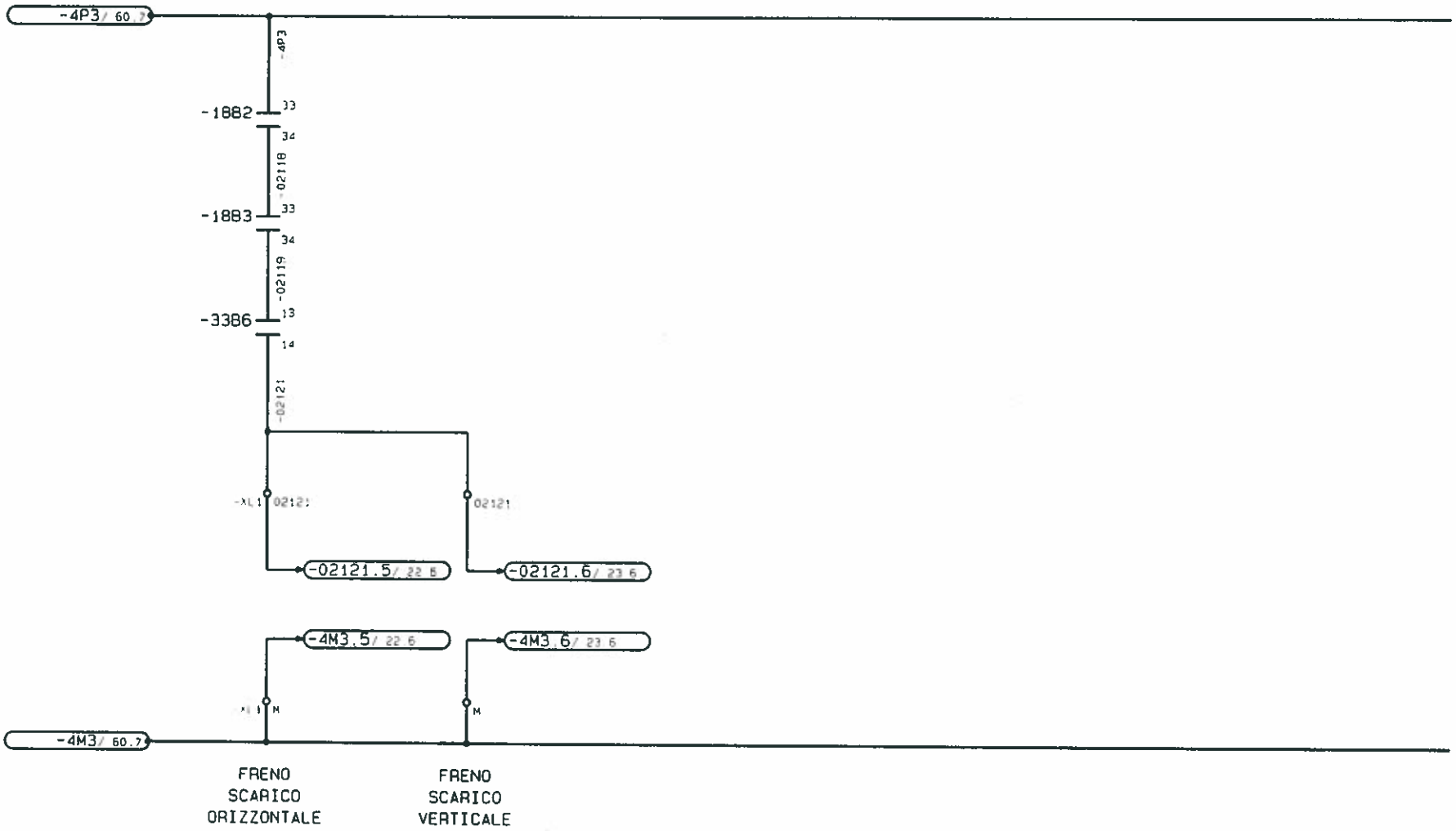


20

+S1

22

| | | | | | | | | | | |
|---|---|---|---|---|---|---|---|---|---|---|
| | | | Datum | 08.12.92 | F.M.A | KARL KLINK GmbH | SCHEMA ELETTRICO | STP3088 | *03 | |
| | | | Bearb. | sr | Kom.: 3088 Masch.Typ RKWM | Pforzheim WII | | | | |
| | | | Gepr. | 25.02.93 | | | | | | |
| Änderung | Datum | Name | Norm | | Urspr. | Ers. f. | Ers. d. | OP.040 | 3177-F00 | Bl. 21 / 160 Bl |

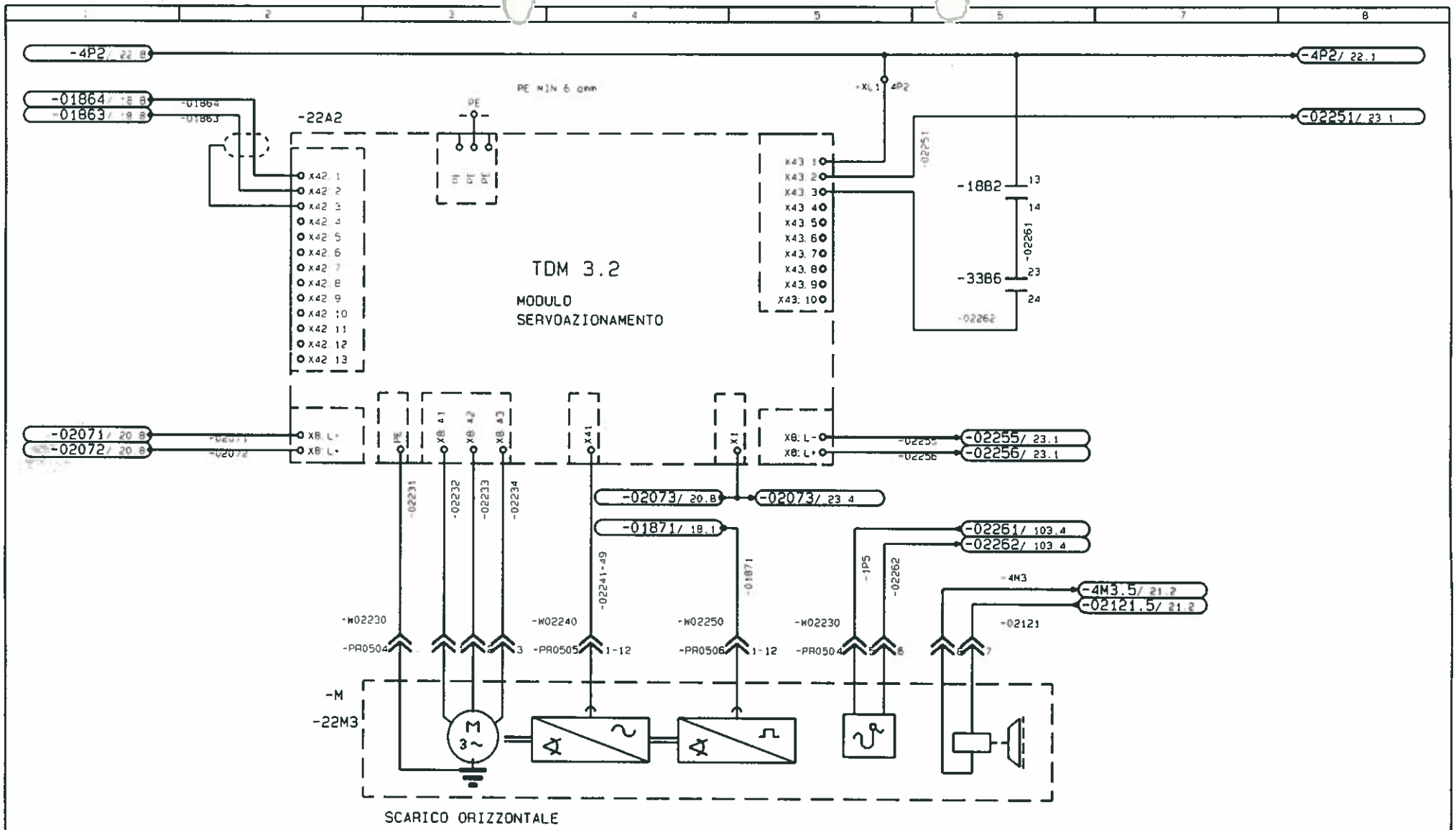


ARMADIO
PRINCIPALE
21

+S1
23

| | | | | | | | | |
|---|---|---|---|---|---|---|---|---|
| | | | Datum | 08.12.92 | F.M.A | KARL KLINK GmbH | SCHEMA ELETTRICO | STP3088 | =03 |
| | | | Bearb. | sr | Kom.: 3088 Masch.Typ RKWM | Pforzheim WII | | | |
| | | | Gepr. | 25.02.93 | | | | OP.040 | 3177-F00 | Bl. 22 |
| Änderung | Datum | Name | Norm | | Urspr. | Ers. f. | Ers. d. | | | 160 Bl. |

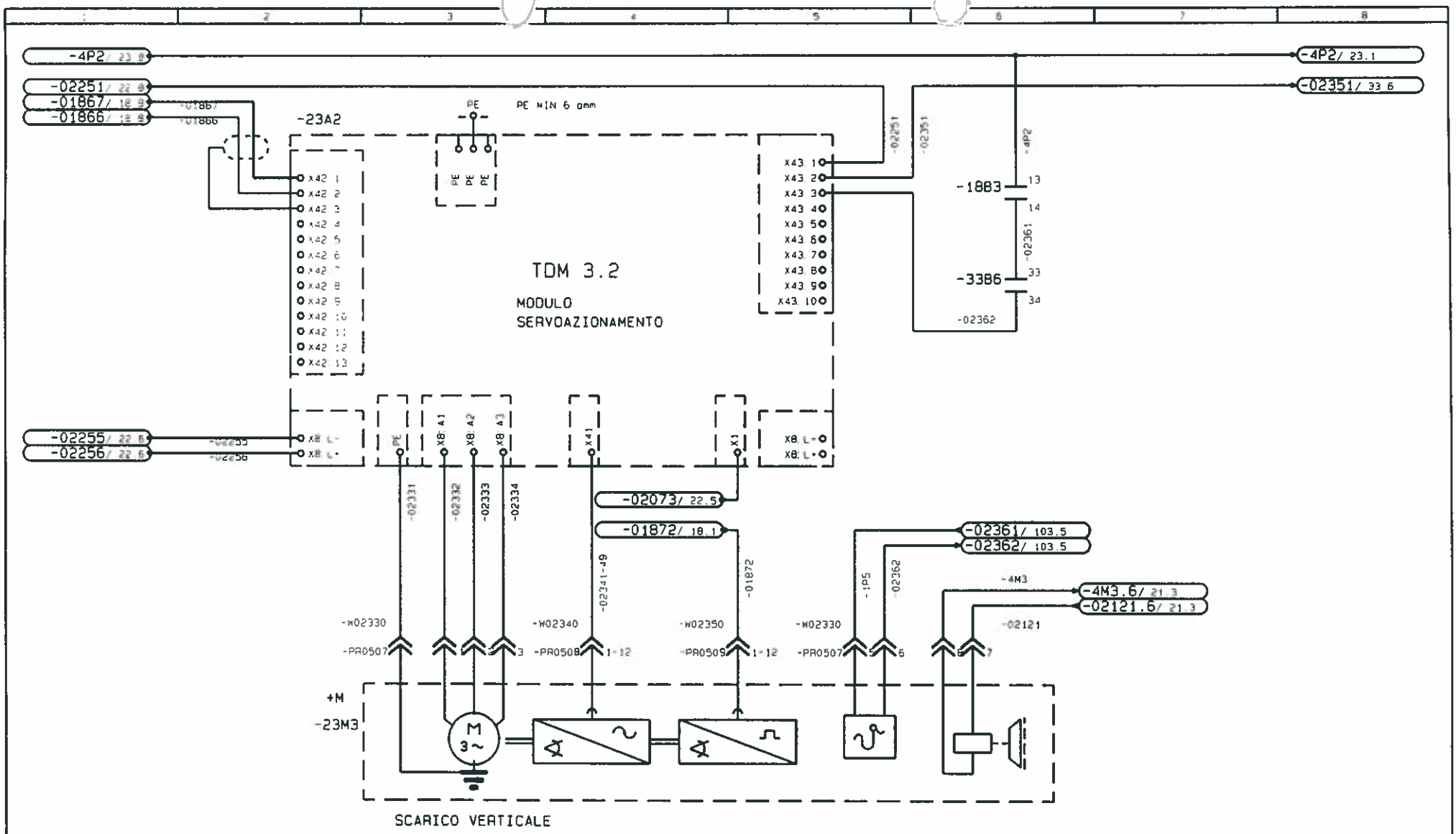


ARMADIO
PRINCIPALE
22

+S1
30

| | | | | | | | |
|---|---|---|---|---|---|---|---|
| | | | Datum | 08.12.92 | F.M.A | KARL KLINK GmbH | SCHEMA ELETTRICO | STP3088 | =03 |
| | | | Bearb. | sr | Kom.: 3088 Masch.Typ RKWM | Pforzheim WII | | | |
| | | | Gepr. | 25.02.93 | | | | OP.040 | 3177-F00 | Bl. 23 / 160 Bl. |
| Änderung | Datum | Name | Norm | | Urspr. | Ers.f. | Ers.d. | | |

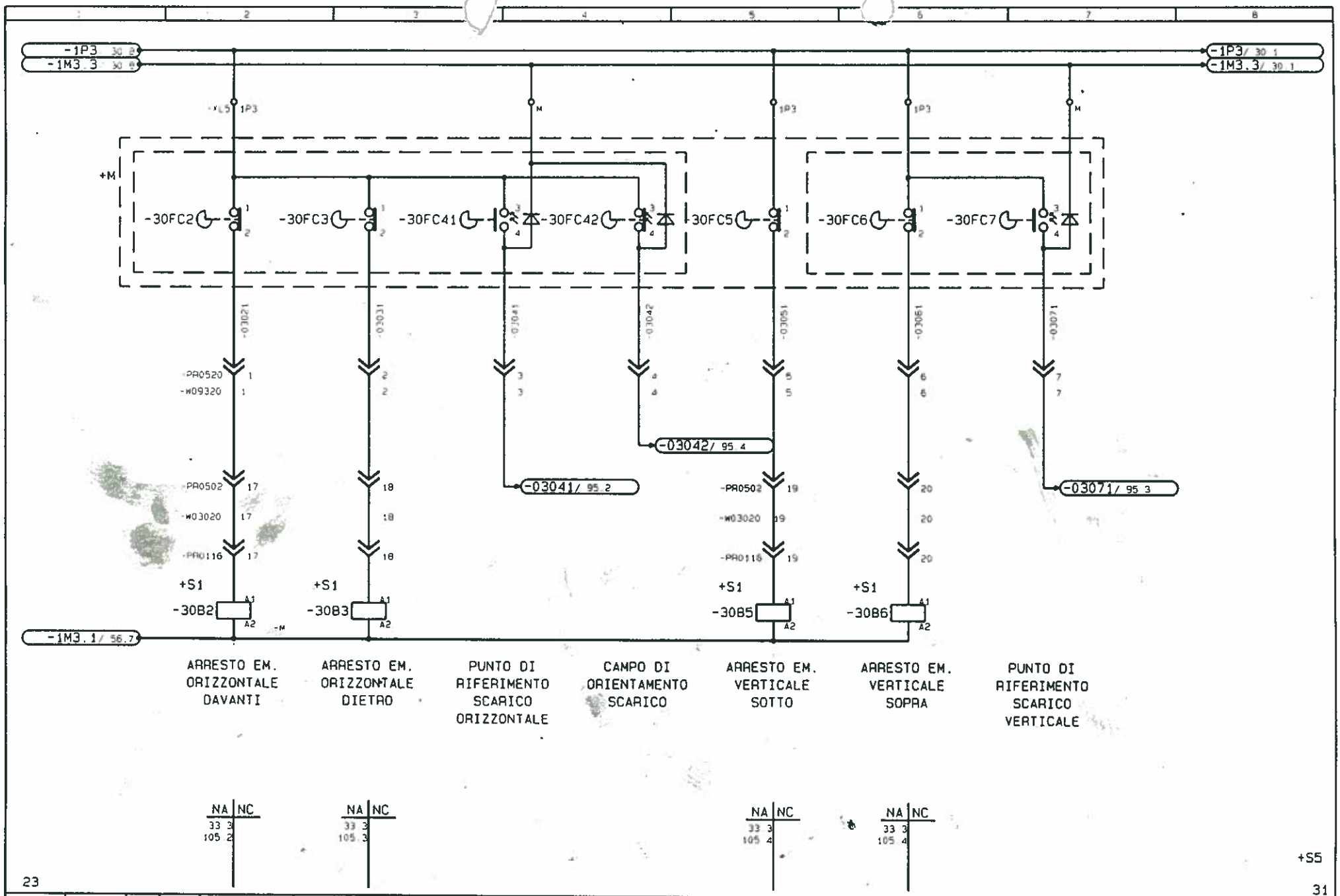


| | | | | | | | | | |
|---|---|---|---|---|---|---|---|---|---|
| | | | Datum | 24.02.93 | F.M.A | KARL KLINK GmbH Pforzheim WII | SCHEMA ELETTRICO | STP3088 | -03 |
| | | | Bearb. | sr | Kom.: 3088 Masch.Typ RKWM | | | | |
| | | | Gepr. | 25.02.93 | | | | OP.040 | 3177-F00 |
| Änderung | Datum | Name | Norm | | Urspr. / Ers.f. | Ers.d | | | Bl. 30 / 160 Bl |

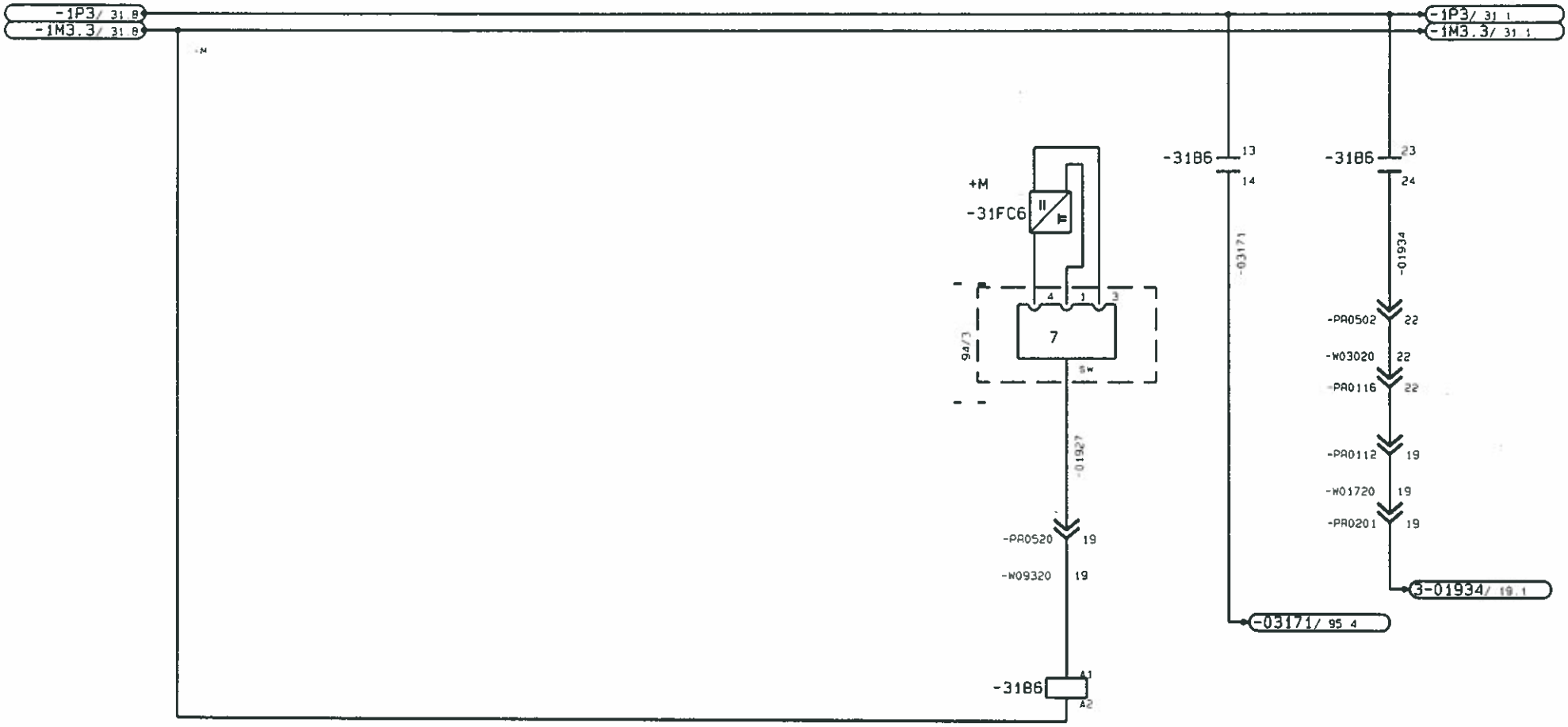


| | | | | | | | | | |
|---|---|---|---|---|---|---|---|---|---|
| | | | Datum | 09.03.93 | F.M.A | KARL KLINK GmbH | SCHEMA ELETTRICO | STP3088 | =03 |
| | | | Bearb | sr | Kom.: 3088 Masch.Typ RKWM | Pforzheim WII | | | |
| | | | Gepr. | 09.03.93 | | | | | |
| Änderung | Datum | Name | Norm | | Urspr | Ers.f. | Ers.d. | OP.040 3177-F00 | Bl. 31 / 160 Bl. |

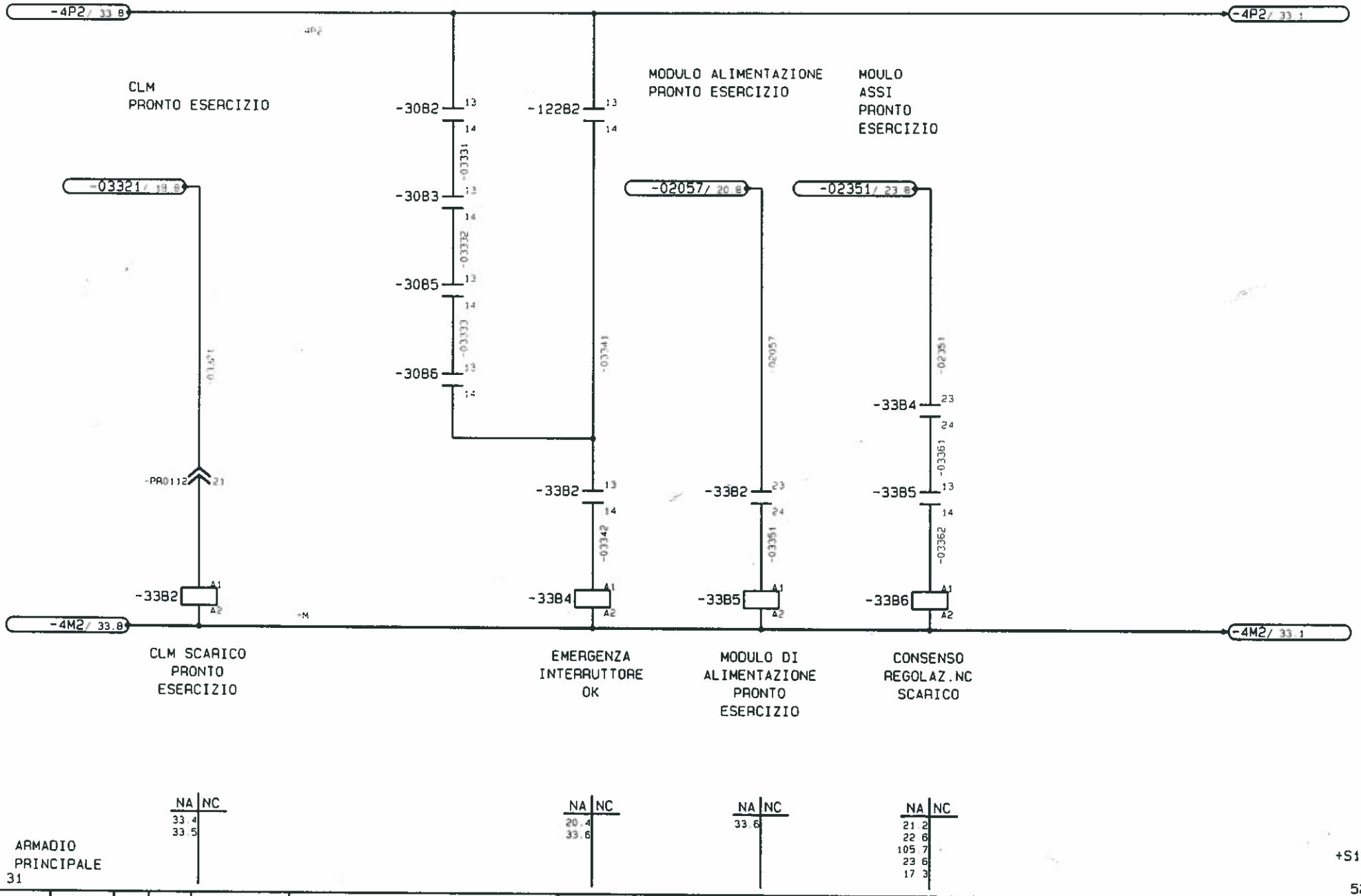


| | | | | | | | | |
|---|---|---|---|---|---|---|---|---|
| | | | Datum | 09.03.93 | F.M.A | KARL KLINK GmbH | SCHEMA ELETTRICO | STP3088 | =03 |
| | | | Bearb. | sr | Kom.: 3088 Masch.Typ RKWM | Pforzheim WII | | | |
| | | | Gepr. | 09.03.93 | | | | OP.040 | 3177-F00 | Bl. 33 |
| Änderung | Datum | Name | Norm | | Urspr. | Ers. f. | Ers. d. | | | 160 Bl |

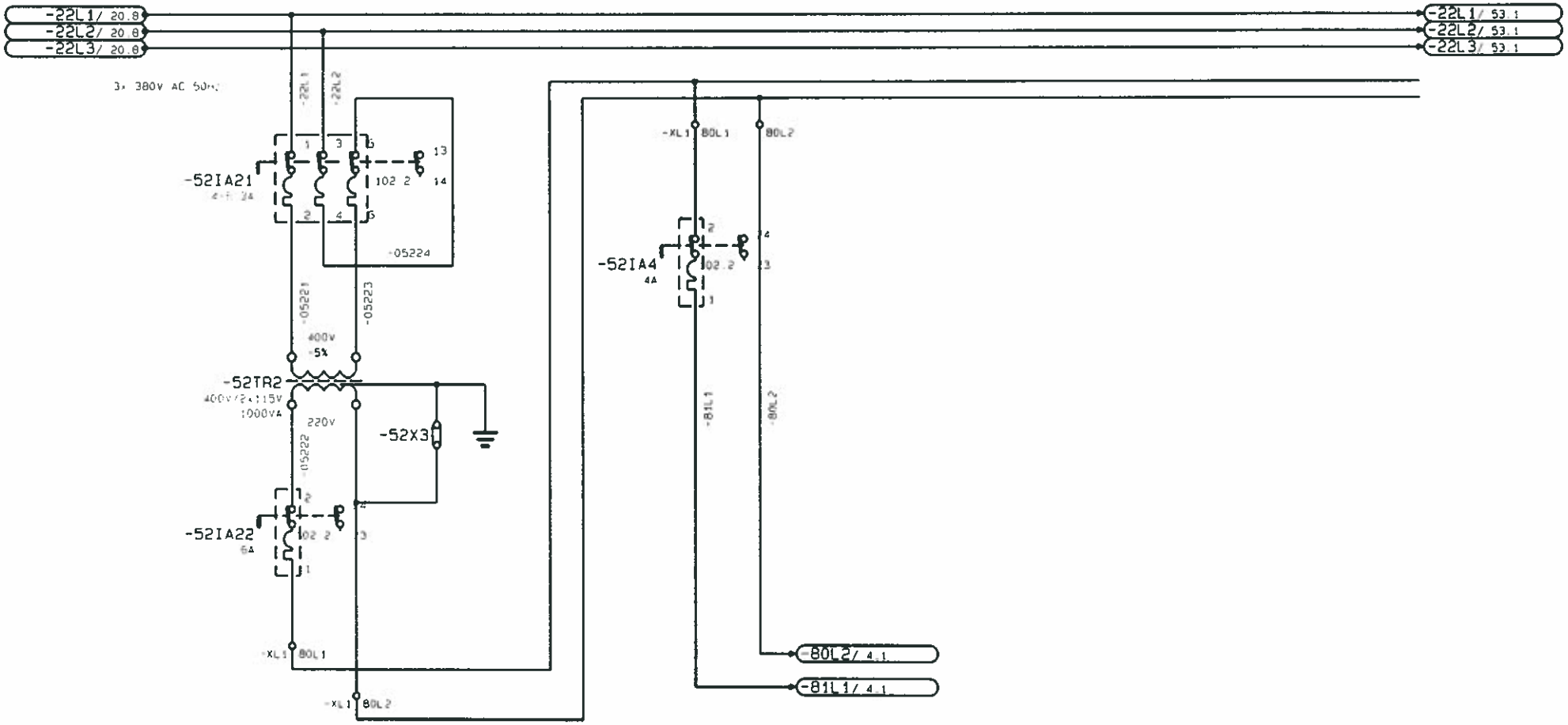


TENSIONE DI COMANDO
220V AC
CONDIZIONATORE

ARMADIO
PRINCIPALE

+S1

33

53

| | | | | | | | | | |
|---|---|---|---|---|---|---|---|---|---|
| | | | Datum | 02.09.92 | F.M.A | KARL KLINK GmbH | SCHEMA ELETTRICO | STP3088 | •03 |
| | | | Bearb. | sr | Kom.: 3088 Masch.Typ RKWM | Pforzheim WII | | | |
| | | | Gepr. | 25.02.93 | | | | OP.040 | 3177-F00 | Bl. 52 |
| Änderung | Datum | Name | Norm | | Urspr. | Ers.f. | Ers.d. | | | 160 Bl |

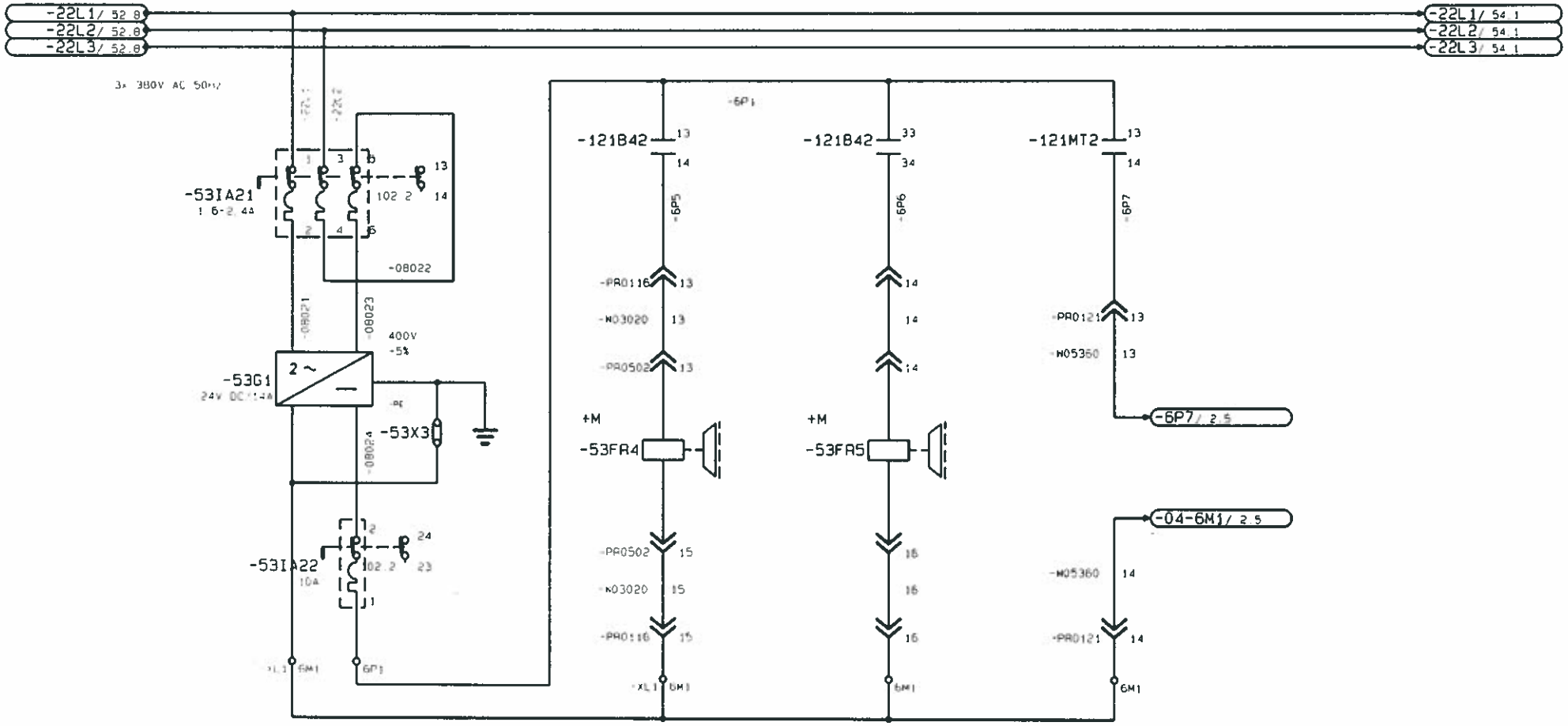


TENSIONE DI
ALIMENTAZIONE
FRENARE
24V DC

FRENO RIDUTTORE
CORSA
TUNNEL
ATT.RA LATO CARICO

FRENO RIDUTTORE
CORSA
TUNNEL
LATO DI
SCARICO

FRENO
AZIONAMENTO
ROTATIVO
TAVOLA
DI
APPOGGIO

ARMADIO
PRINCIPALE
52

+S1
54

| | | | | | | | | | |
|---|---|---|---|---|---|---|---|---|---|
| | | | Datum | 09.12.92 | F.M.A | KARL KLINK GmbH | SCHEMA ELETTRICO | STP3088 | =03 |
| | | | Bearb. | sr | Kom.: 3088 Masch.Typ AKWM | Pforzheim WII | | | |
| | | | Gepr. | 25.02.93 | | | | | |
| Änderung | Datum | Name | Norm | | Urspr. / Ers.f. | Ers.d. | | OP.040 / 3177-F00 | Bl. 53 / 160 Bl |

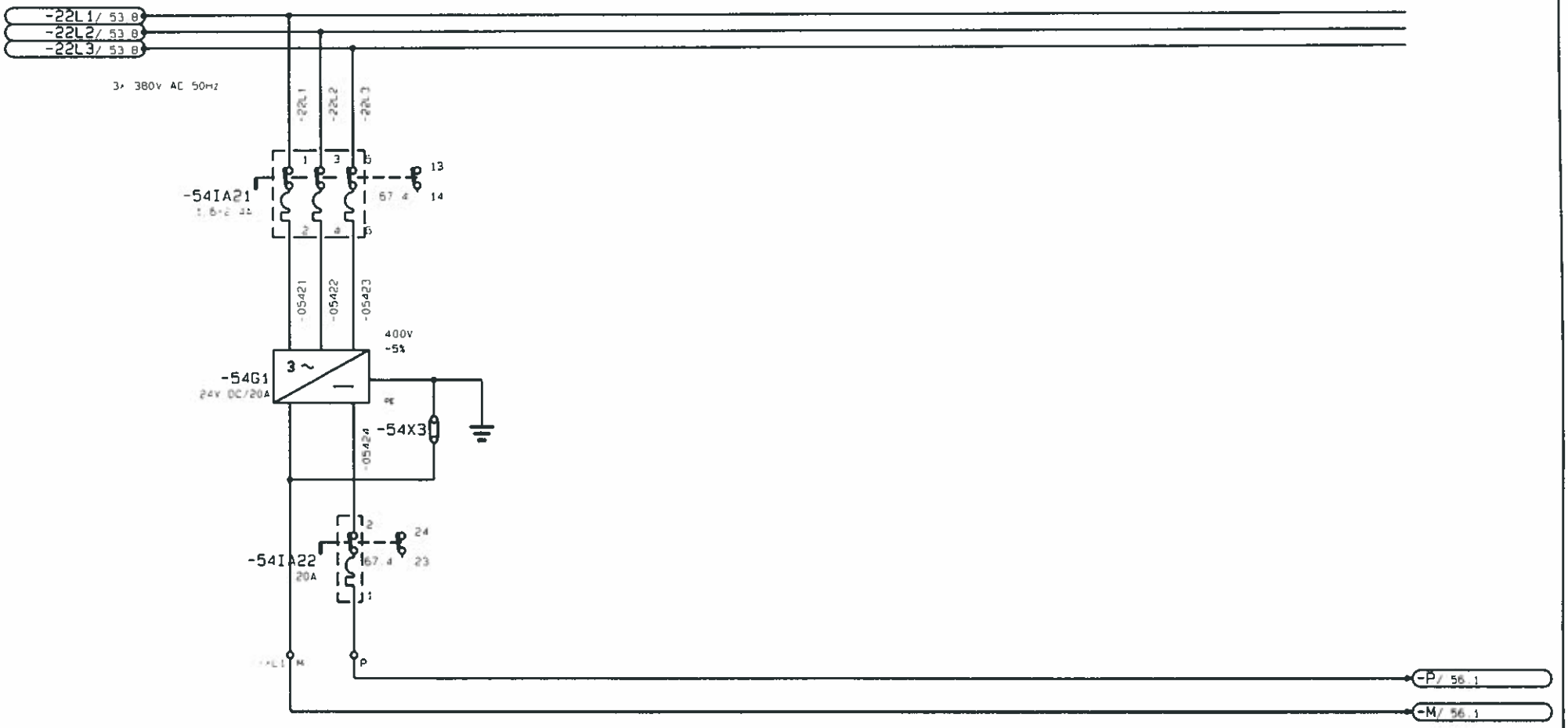


TENSIONE DI COMANDO
SCARICO
24V DC

ARMADIO
PRINCIPALE
53

+S1
56

| | | | | | | | | | | |
|---|---|---|---|---|---|---|---|---|---|---|
| | | | Datum | 24.02.93 | F.M.A | KARL KLINK GmbH | SCHEMA ELETTRICO | STP3088 | | •03 |
| | | | Bearb. | sr | Kom.: 3088 Masch.Typ AKWM | Pforzheim WII | | | | |
| | | | Gepr. | 25.02.93 | | | | OP.040 | 3177-F00 | Bl. 54 / 160 Bl |
| Änderung | Datum | Name | Norm | | Urspr. | Ers f. | Ers d. | | | |

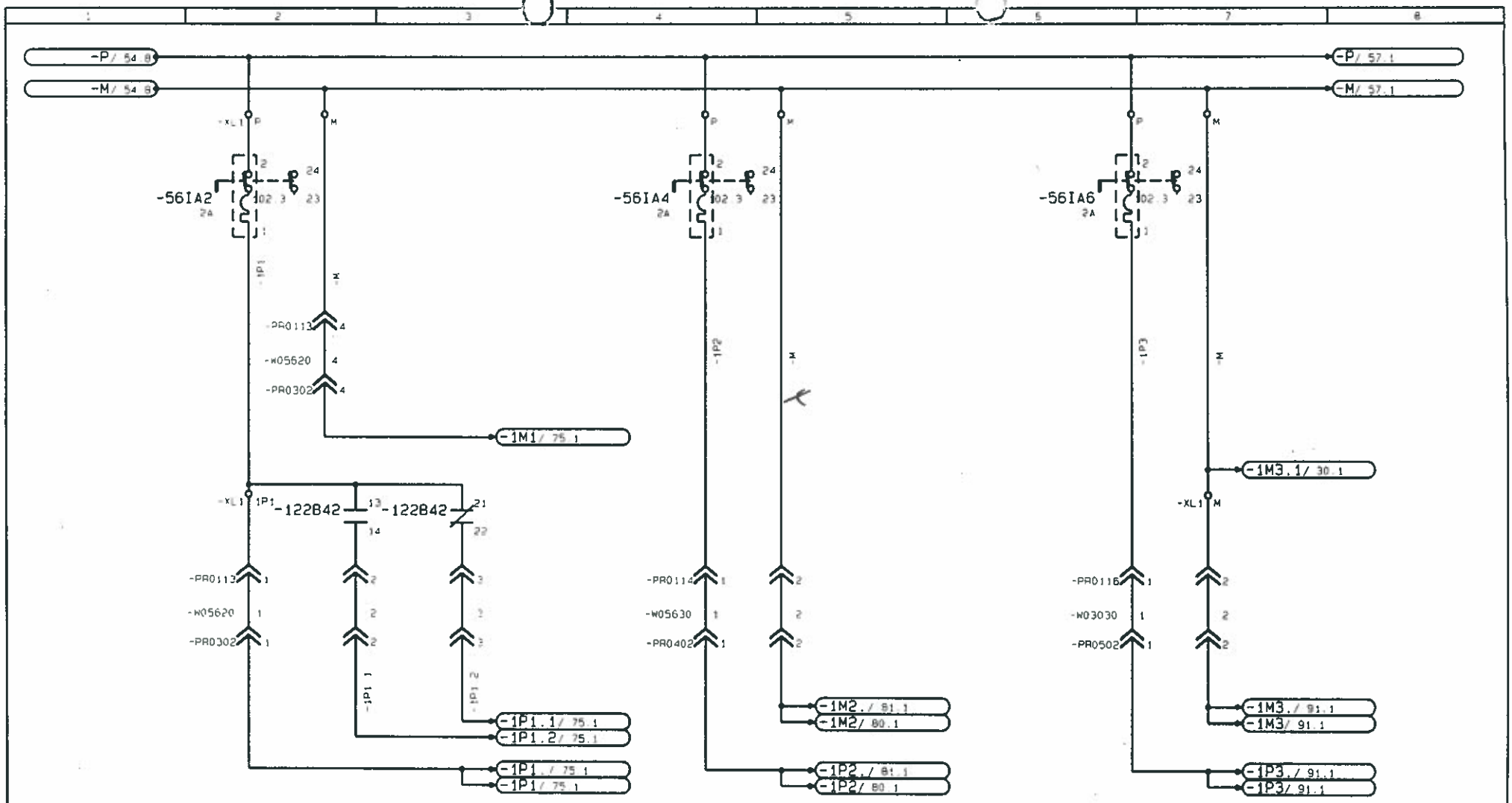


+S1

54

57

| | | | | | | | | | | |
|---|---|---|---|---|---|---|---|---|---|---|
| | | | Datum | 09.12.92 | F.M.A | KARL KLINK GmbH | SCHEMA ELETTRICO | STP3088 | =03 | |
| | | | Bearb. | sr | Kom.: 3088 Masch.Typ RKWM | Pforzheim WII | | | | |
| | | | Gepr. | 25.02.93 | | | | | | |
| Änderung | Datum | Name | Norm | | Urspr. / Ers.f. | Ers.d. | | OP.040 | 3177-F00 | Bl. 56 / 160 Bl. |

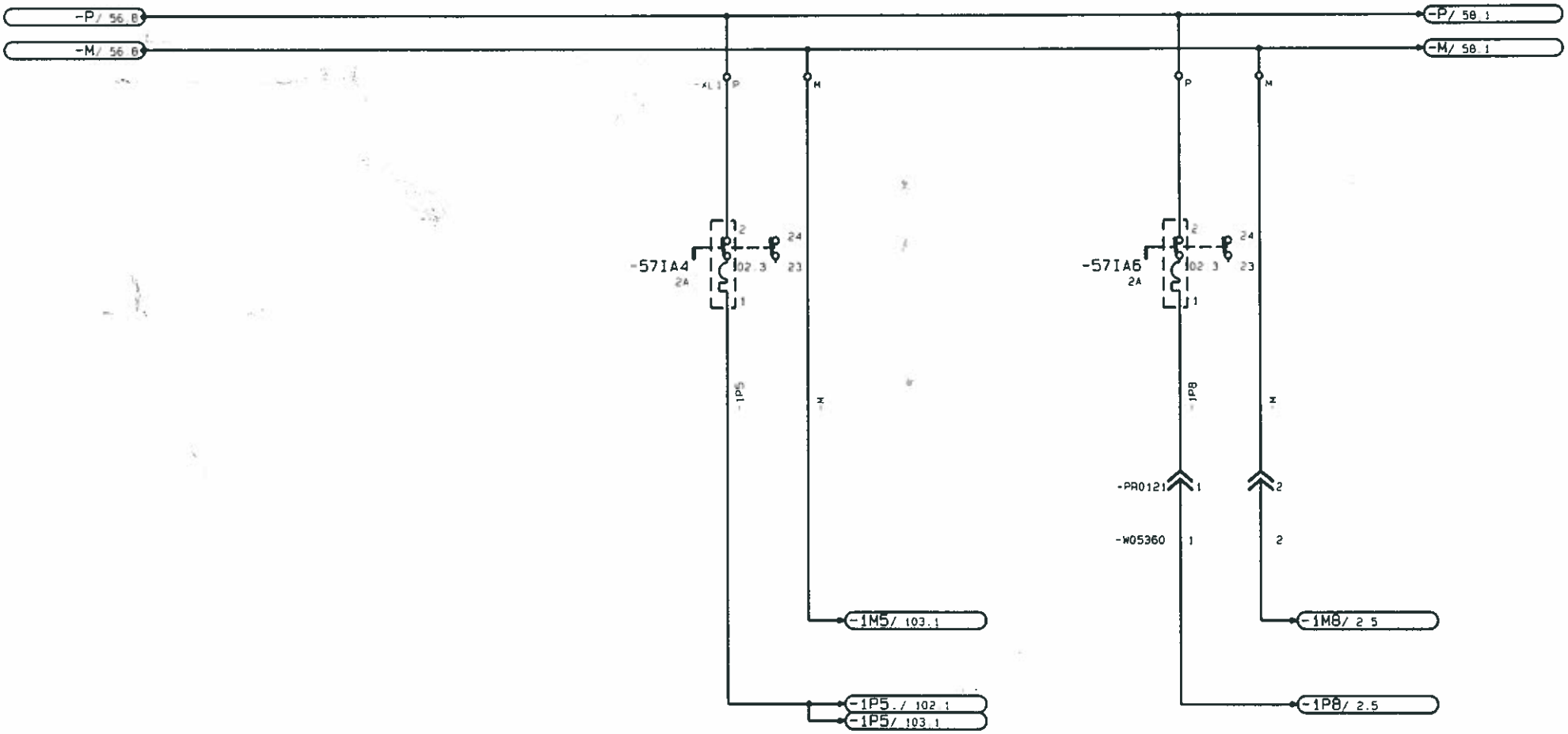


+S1

56

58

| | | | | | | | | | |
|---|---|---|---|---|---|---|---|---|---|
| | | | Datum | 20.11.92 | F.M.A | KAR KLINK GmbH | SCHEMA ELETTRICO | STP3088 | =03 |
| | | | Bearb. | sc | Kom.: 3088 Masch.Typ RKWM | Pforzheim WII | | | |
| | | | Gepr. | 25.02.93 | | | | OP.040 | 3177-F00 | Bl. 57 |
| Änderung | Datum | Name | Norm | | Urspr. | Ers.f. | Ers.d. | | | 160 Bl |




ALIMENTAZIONE
USCITE 24V DC
COMMUTATO

+S1

57

59

| | | | | | | | | | | |
|---|---|---|---|---|---|---|---|---|---|---|
| | | | Datum | 09.12.92 | F.M.A | KARL KLINK GmbH | SCHEMA ELETTRICO | STP3088 | | =03 |
| | | | Bearb. | sc | Kom.: 3088 Masch.Typ AKWM | Pforzheim WII | | | | |
| | | | Gepr. | 25.02.93 | | | | OP.040 | 3177-F00 | Bl. 58 / 160 Bl |
| Änderung | Datum | Name | Norm | | Urspr. | Ers.f. | Ers.d. | | | |

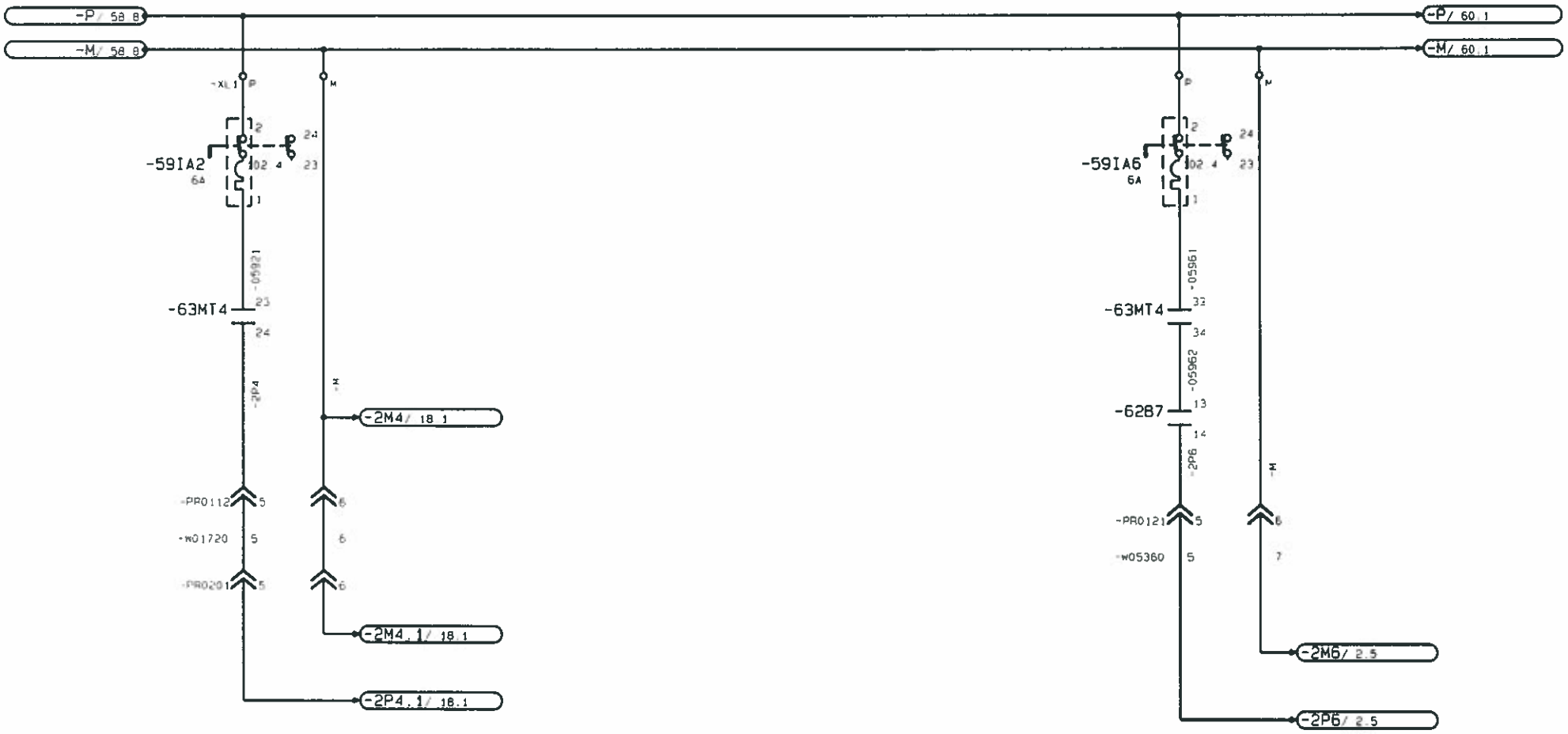


+S1

58

60

| | | | | | | | | | | |
|---|---|---|---|---|---|---|---|---|---|---|
| | | | Datum | 20.11.92 | F.M.A | KARL KLINK GmbH | SCHEMA ELETTRICO | STP3088 | =03 | |
| | | | Bearb | sr | Kom.: 3088 Masch.Typ RKWM | Pforzheim WII | | | | |
| | | | Gepr | 25.02.93 | | | | | | |
| Änderung | Datum | Name | Norm | | Urspr. | Ers.f. | Ers.d. | OP.040 | 3177-F00 | Bl. 59 / 160 Bl |

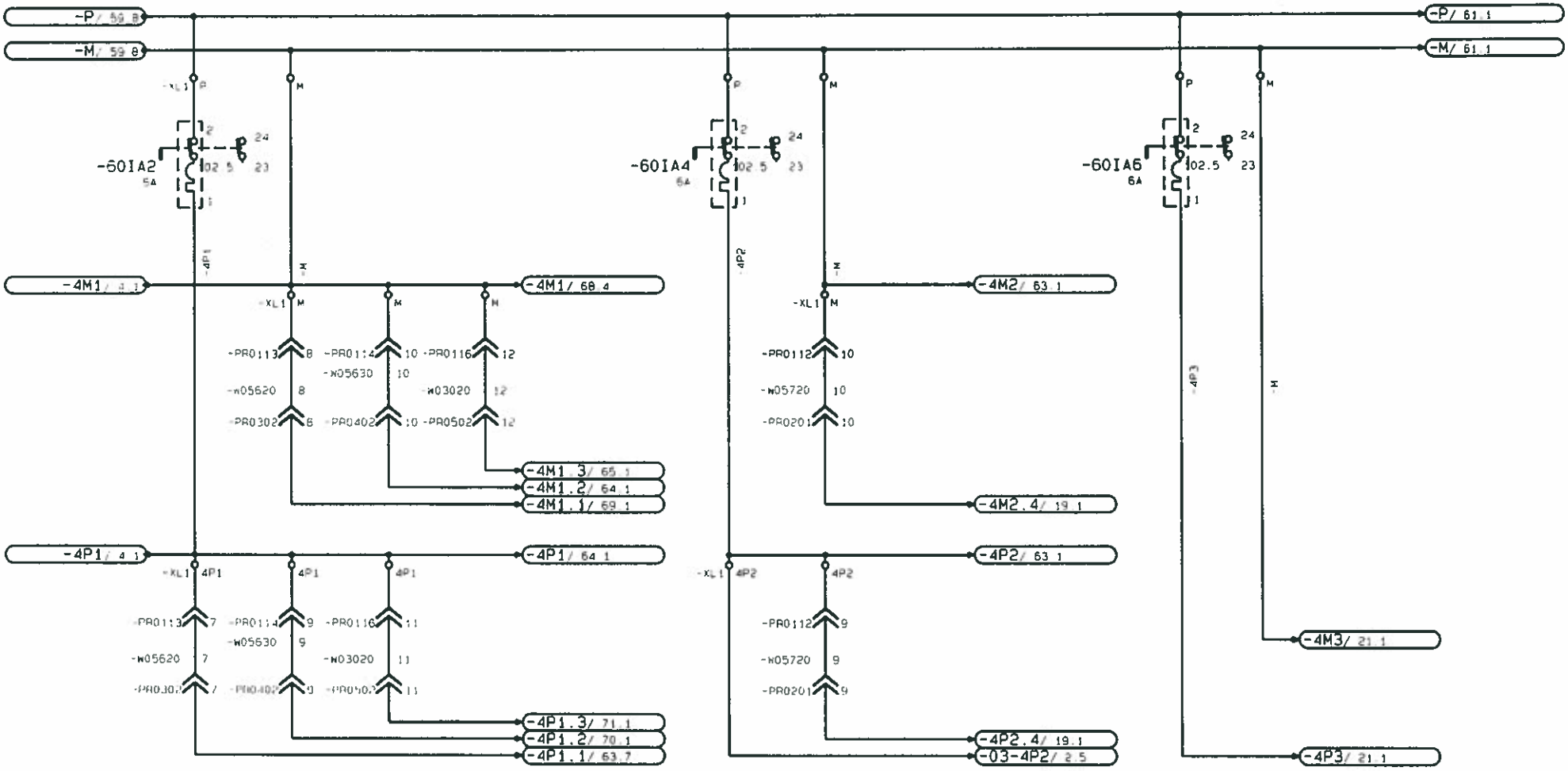


ALIMENTAZIONE SCARICO
USCITE 24V DC

ET 100

ALIMENTAZIONE
RELAIS

ALIMENTAZIONE
FRENI
SCARICO NC

+S1

59

61

| | | | | | | | | | | |
|---|---|---|---|---|---|---|---|---|---|---|
| | | | Datum | 20.11.92 | F.M.A | KARL KLINK GmbH | SCHEMA ELETTRICO | STP3088 | | •03 |
| | | | Bearb. | sr | Kom.: 3088 Masch.Typ RKWM | Pforzheim WII | | | | |
| | | | Gepr. | 25.02.93 | | | | OP.040 | 3177-F00 | Bl. 60 |
| Änderung | Datum | Name | Norm | | Urspr. | Ers.f. | Ers.d. | | | 160 Bl |

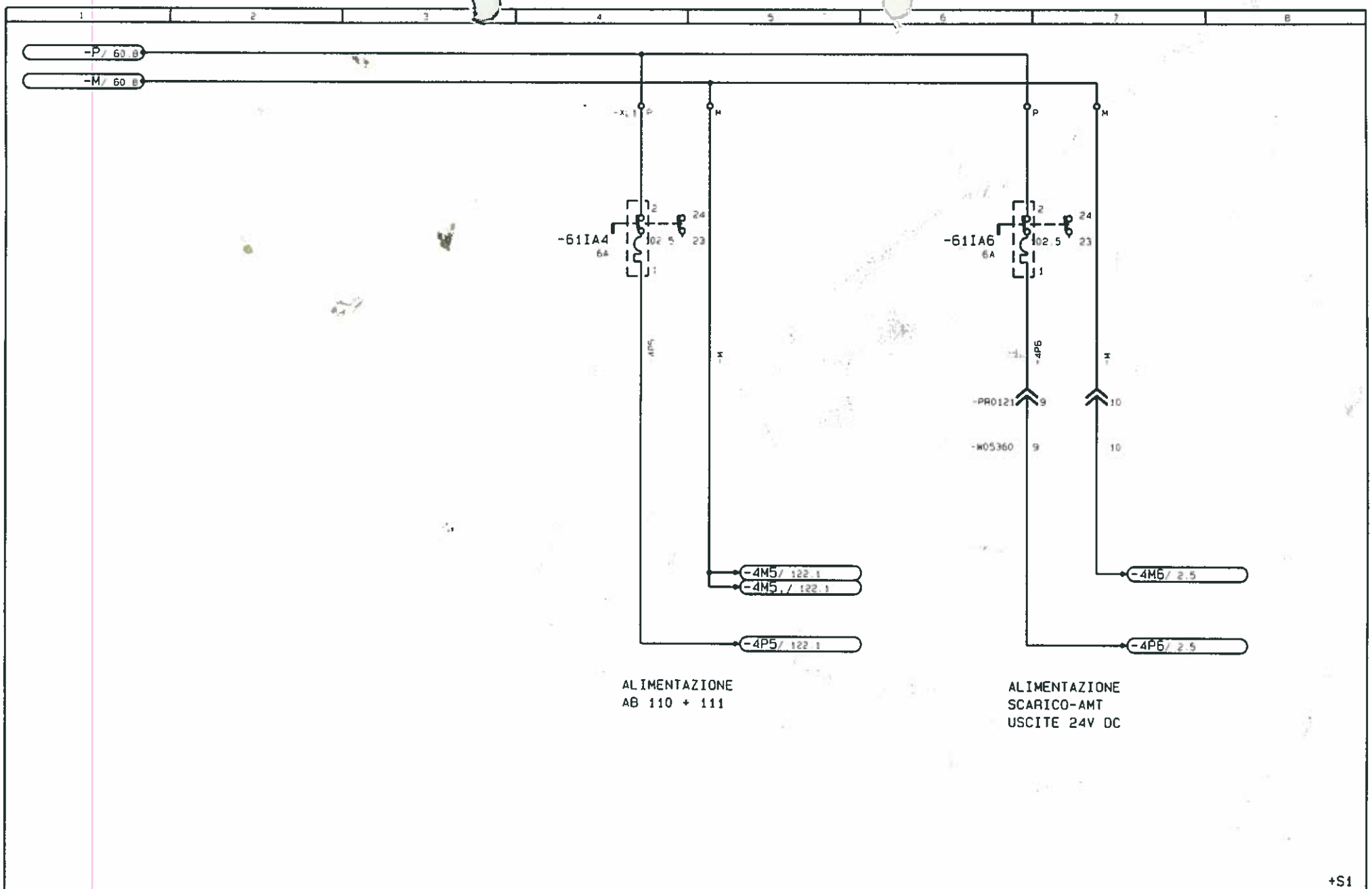


| | | | | | | | | | |
|---|---|---|---|---|---|---|---|---|---|
| | | | Datum | 20.11.92 | F.M.A | KARL KLINK GmbH | SCHEMA ELETTRICO | STP3088 | =03 |
| | | | Bearb. | sr | Kom.: 3088 Masch.Typ RKWM | Pforzheim WII | | | |
| | | | Gepr. | 25.02.93 | | | | | |
| Änderung | Datum | Name | Norm | | Urspr. / Ers.f. | Ers.d. | | OP.040 / 3177-F00 | Bl. 61 / 160 Bl |

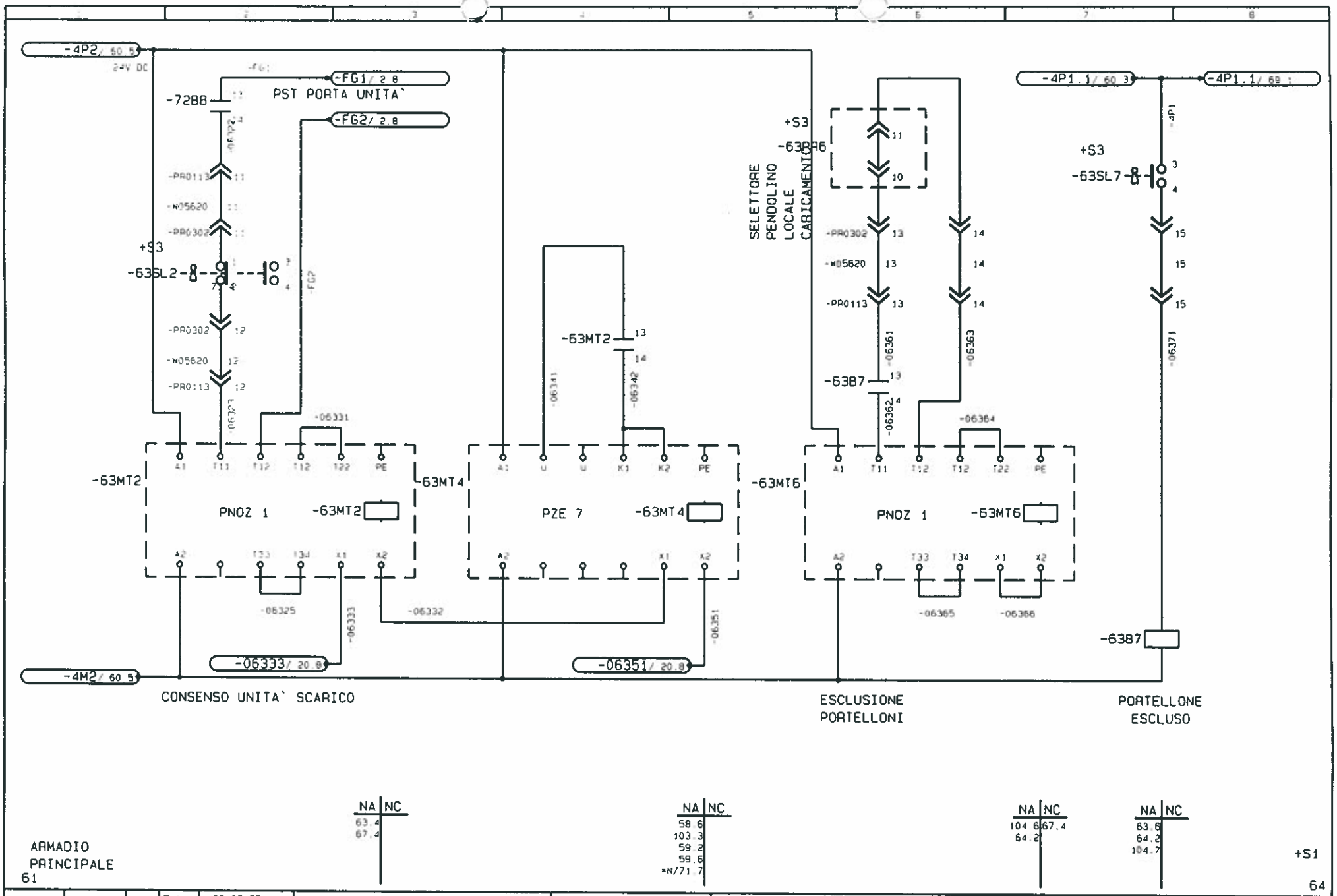


| | | | | | | | |
|---|---|---|---|---|---|---|---|
| | | | Datum | 02.03.93 | F.M.A | KARL KLINK GmbH | SCHEMA ELETTRICO |
| | | | Bearb. | sr | Kom.: 3088 Masch.Typ RKWM | Pforzheim WII | |
| | | | Gepr. | 09.03.93 | | | |
| Änderung | Datum | Name | Norm | | Ersetzt f. | Ersetzt d. | |

STP3088 =03

OP.040 3177-F00 Bl. 63 / 160 Bl

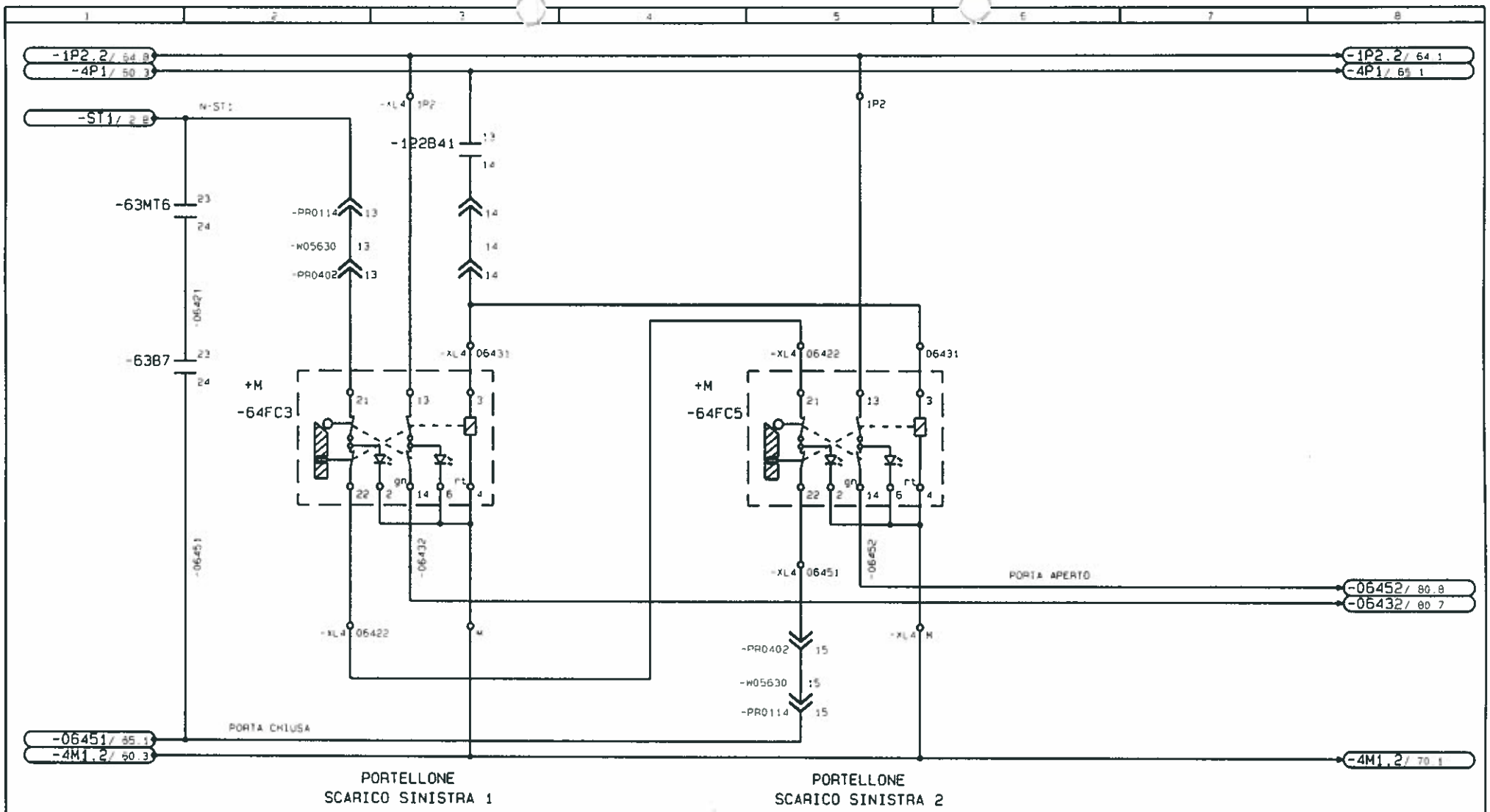


SCARICO SINISTRA

+S1

63

65

| | | | | | | | | | | |
|---|---|---|---|---|---|---|---|---|---|---|
| | | | Datum | 09.12.92 | F.M.A | KARL KLINK GmbH | SCHEMA ELETTRICO | STP3088 | | -03 |
| | | | Bearb. | sr | Kom.: 3088 Masch.Typ RKWM | Pforzheim WII | | | | |
| | | | Gepr. | 25.02.93 | | | | OP.040 | 3177-F00 | Bl. 64 |
| Änderung | Datum | Name | Norm | | Urspr. / Ers.f. | Ers.d. | | | | 160 Bl |

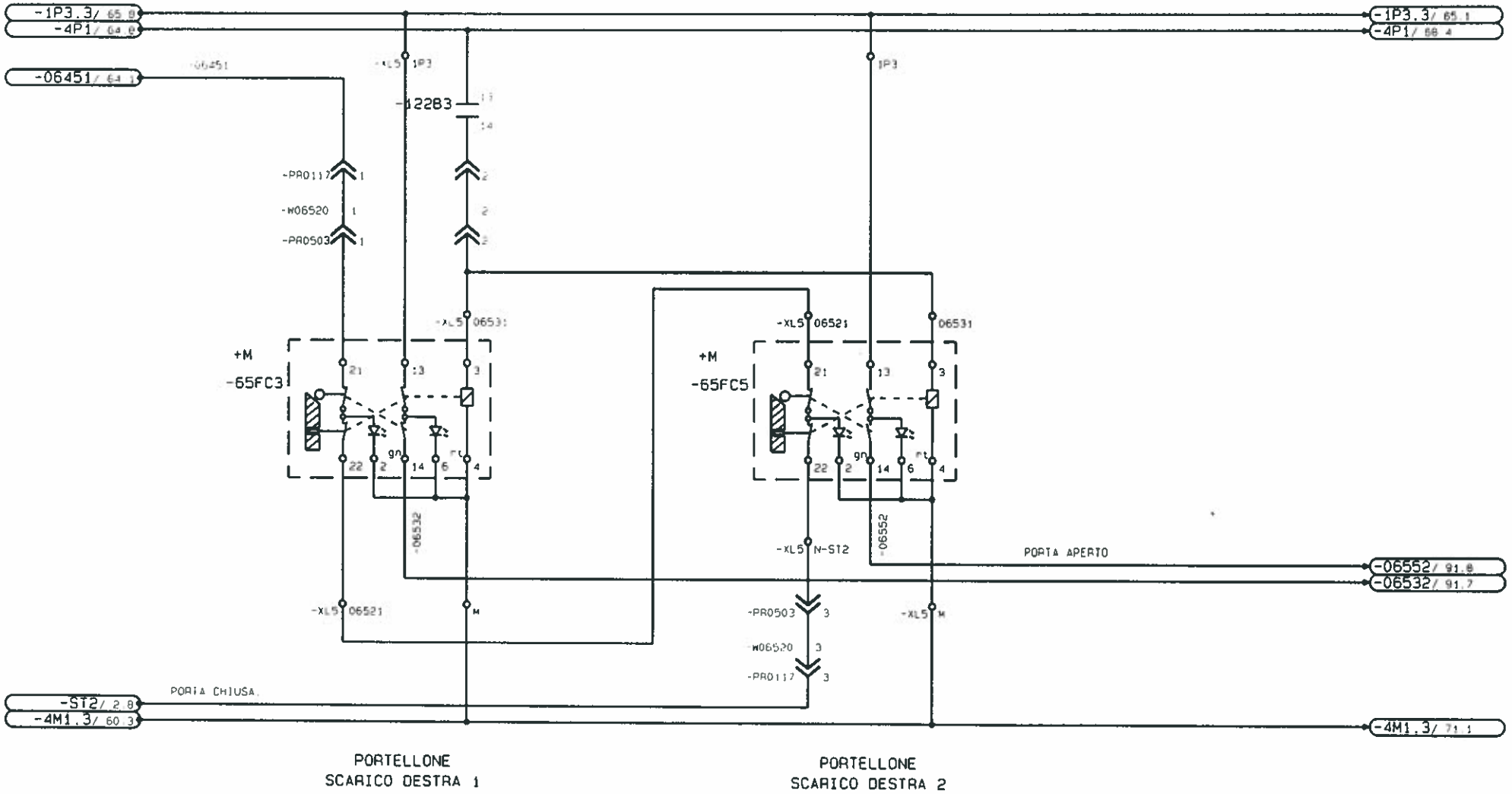


SCARICO DESTRO

64

+S1

67

| | | | | | | | | | |
|---|---|---|---|---|---|---|---|---|---|
| | | | Datum | 08.12.92 | F.M.A | KARL KLINK GmbH | SCHEMA ELETTRICO | STP3088 | =03 |
| | | | Bearb. | sr | Kom.: 3088 Masch.Typ RKWM | Pforzheim WII | | | |
| | | | Gepr. | 25.02.93 | | | | | |
| Änderung | Datum | Name | Norm | | Urspr. / Ers.f. | Ers.d. | | OP.040 / 3177-F00 | Bl. 65 / 160 Bl |

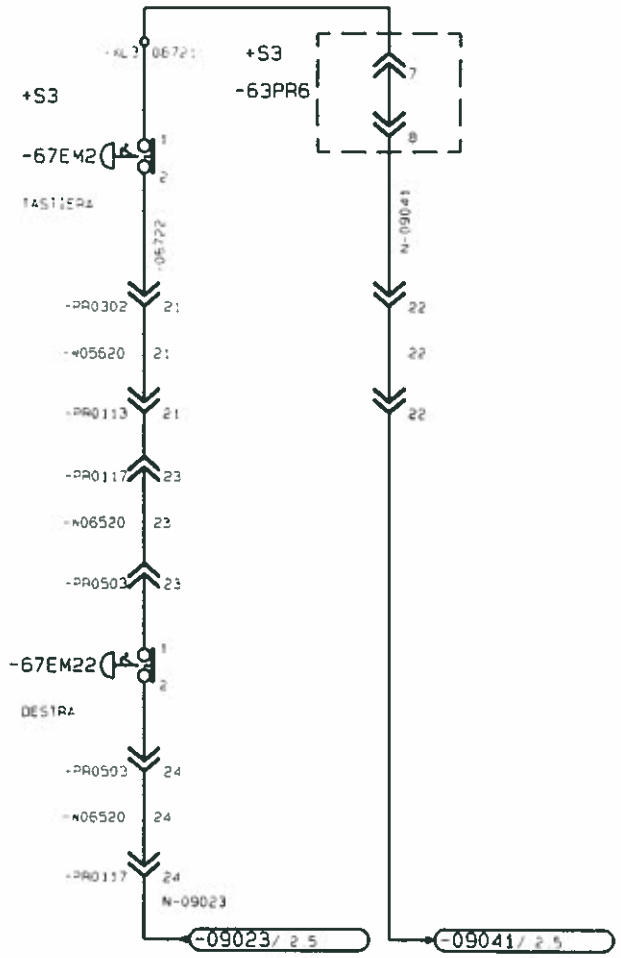


EMERGENZA

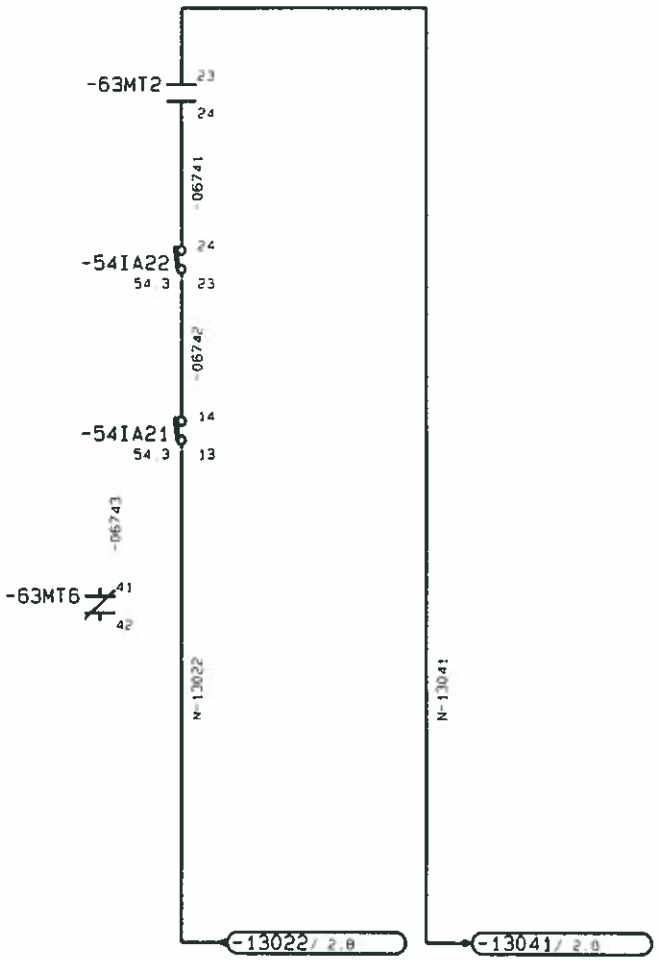


RETROAZIONE
CONSENSO UNITA`

+S1

65

68

| | | | | | | | | | |
|---|---|---|---|---|---|---|---|---|---|
| | | | Datum | 08.12.92 | F.M.A | KARL KLINK GmbH | SCHEMA ELETTRICO | STP3088 | =03 |
| | | | Bearb. | sr | Kom.: 3088 Masch.Typ RKWM | Pforzheim WII | | | |
| | | | Gepr. | 25.02.93 | | | | OP.040 | 3177-F00 |
| Änderung | Datum | Name | Norm | | Urspr. | Ers. f. | Ers. a. | | Bl. 67 / 160 Bl |

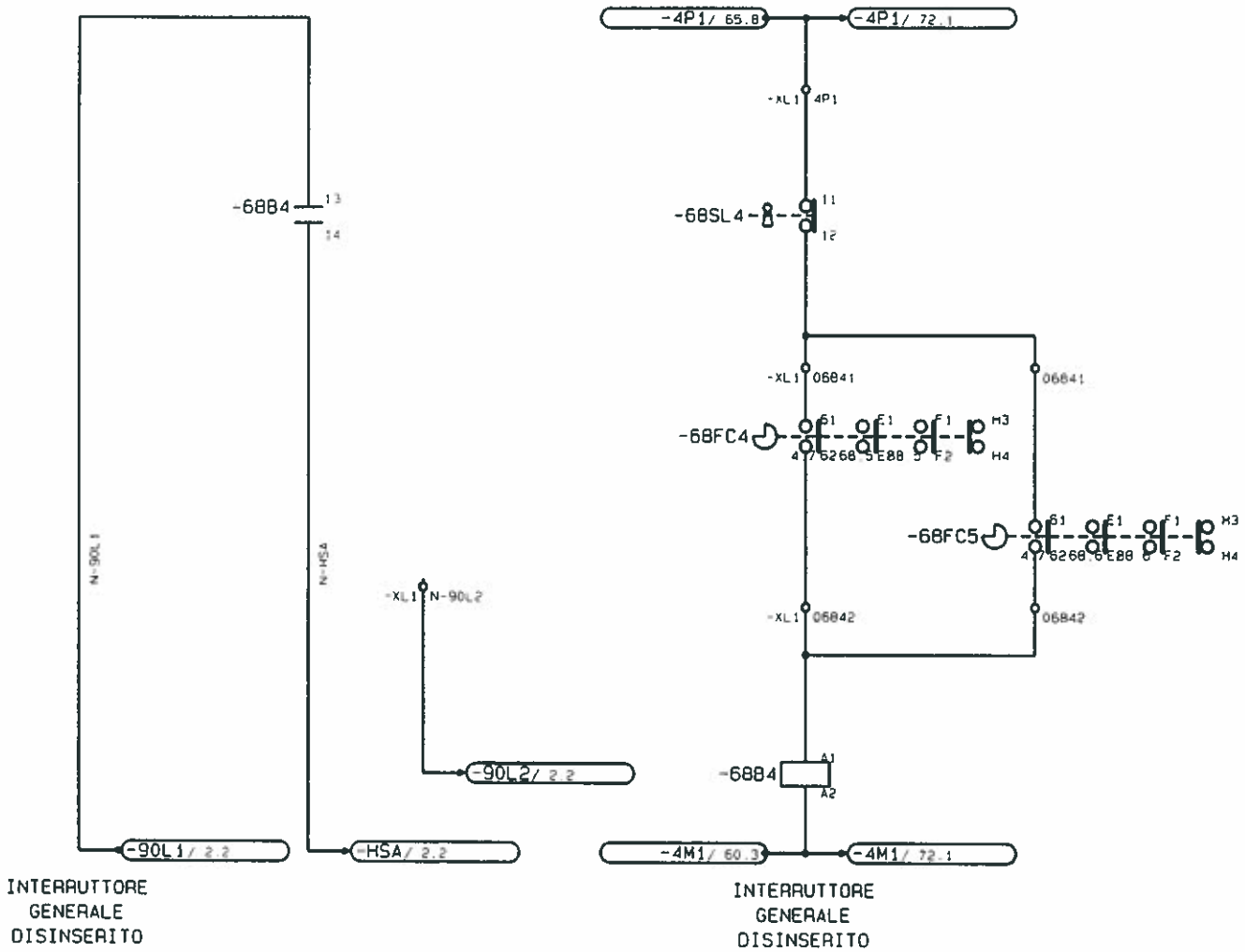


NA | NC
68.2

ARMADIO
PRINCIPALE
67

+S1
69

| | | | | | | | | | |
|---|---|---|---|---|---|---|---|---|---|
| | | | Datum | 17.12.92 | F.M.A | KARL KLINK GmbH | SCHEMA ELETTRICO | STP3088 | =03 |
| | | | Bearb. | sr | Kom.: 3088 Masch.Typ AKWM | Pforzheim WII | | | |
| | | | Gepr. | 25.02.93 | | | | | |
| Änderung | Datum | Name | Norm | | Urspr. / Ers.f. | Ers.d. | | OP.040 / 3177-F00 | Bl. 68 / 160 Bl |

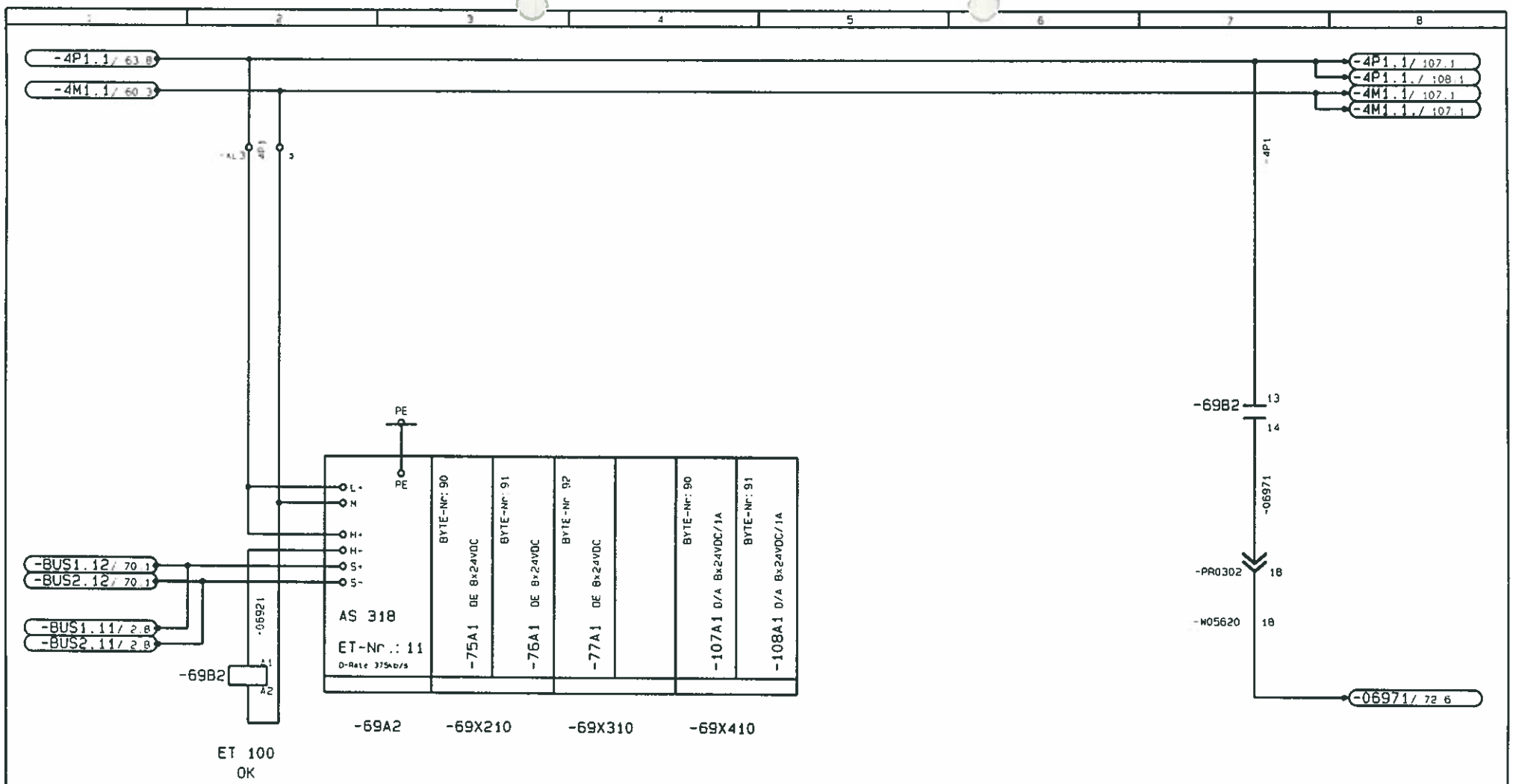


| | | | | | | | | | |
|---|---|---|---|---|---|---|---|---|---|
| | | | Datum | 03.11.92 | F.M.A | KARL KLINK GmbH | SCHEMA ELETTRICO | STP3088 | =03 |
| | | | Bearb. | | Kom.: 3088 Masch.Typ RKWM | Pforzheim WII | | | |
| | | | Gepr. | 25.02.93 | | | | | |
| Änderung | Datum | Name | Norm | | Urspr. / Ers.f. | Ers.d. | | OP.040 / 3177-F00 | Bl. 69 / 160 Bl |

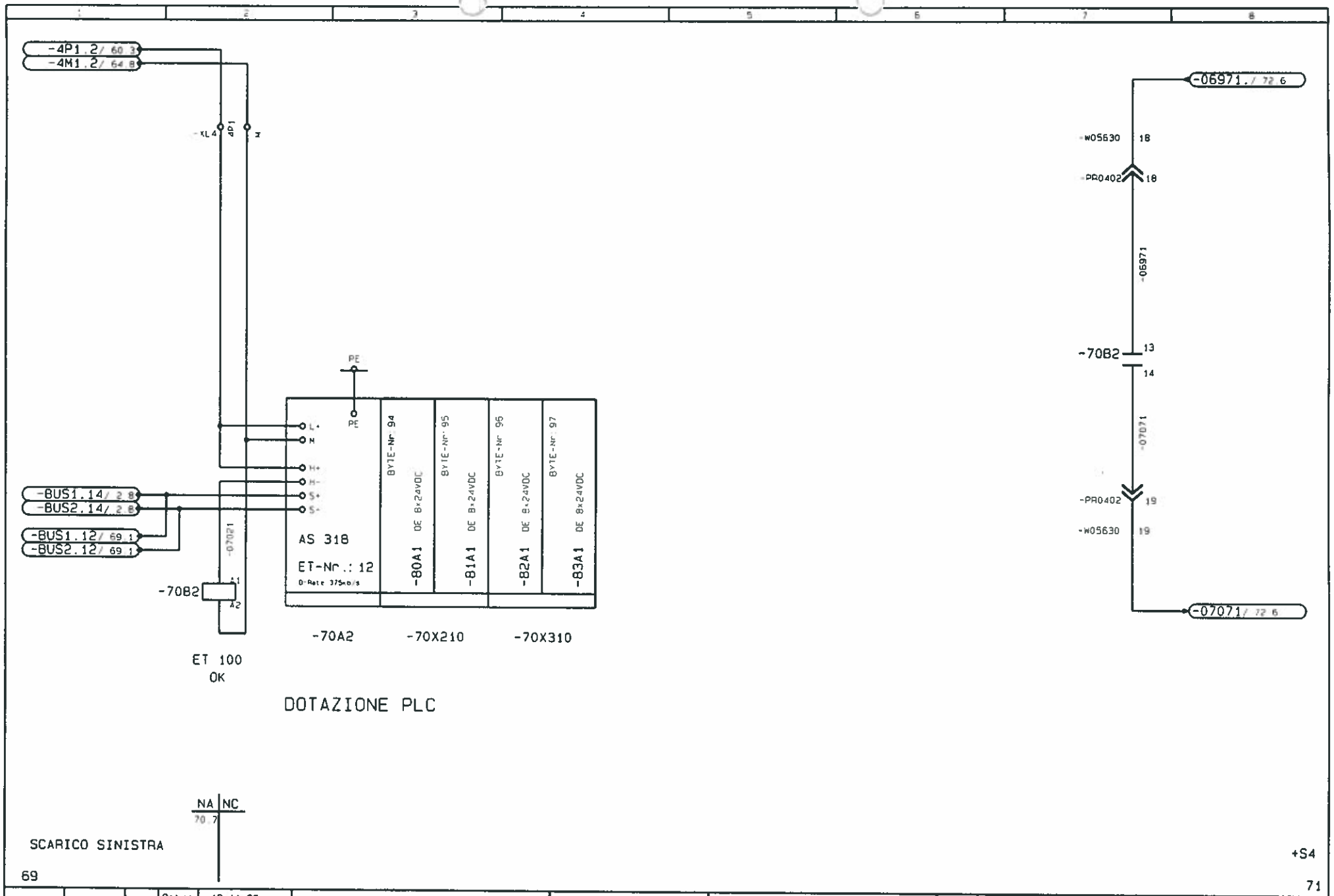


| | | | | | | | | | |
|---|---|---|---|---|---|---|---|---|---|
| | | | Datum | 19.11.92 | F.M.A<br>Kom.: 3088 Masch.Typ RKWM | KARL KLINK GmbH<br>Pforzheim WII | SCHEMA ELETTRICO | STP3088 | =03 |
| | | | Bearb. | | | | | | |
| | | | Gepr. | 25.02.93 | | | | OP.040 | 3177-F00 |
| Änderung | Datum | Name | Norm | | Urspr. / Ers.f. | Ers.d. | | | Bl. 70<br>160 Bl |

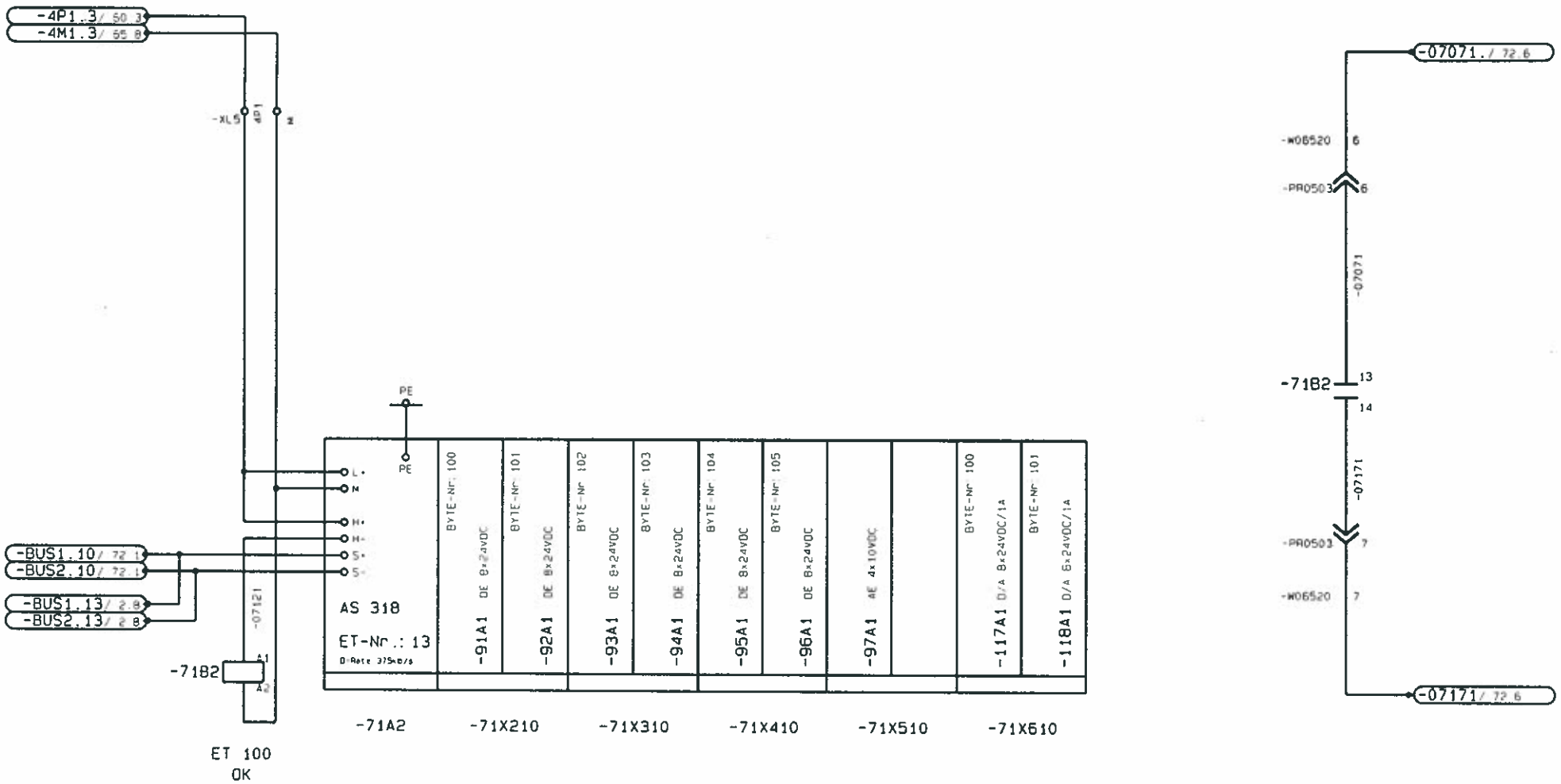


DOTAZIONE PLC

NA | NC
71.7

SCARICO DESTRO

70

+S5

72

| | | | | | | | | | | | |
|---|---|---|---|---|---|---|---|---|---|---|---|
| | | | Datum | 03.11.92 | F.M.A | KARL KLINK GmbH | SCHEMA ELETTRICO | STP3088 | | =03 | |
| | | | Bearb. | | Kom.: 3088 Masch.Typ RKWM | Pforzheim WII | | | | | |
| | | | Gepr. | 25.02.93 | | | | OP.040 | 3177-F00 | Bl. 71 | |
| Änderung | Datum | Name | Norm | | Urspr. | Ers.f. | Ers.d. | | | 160 Bl | |

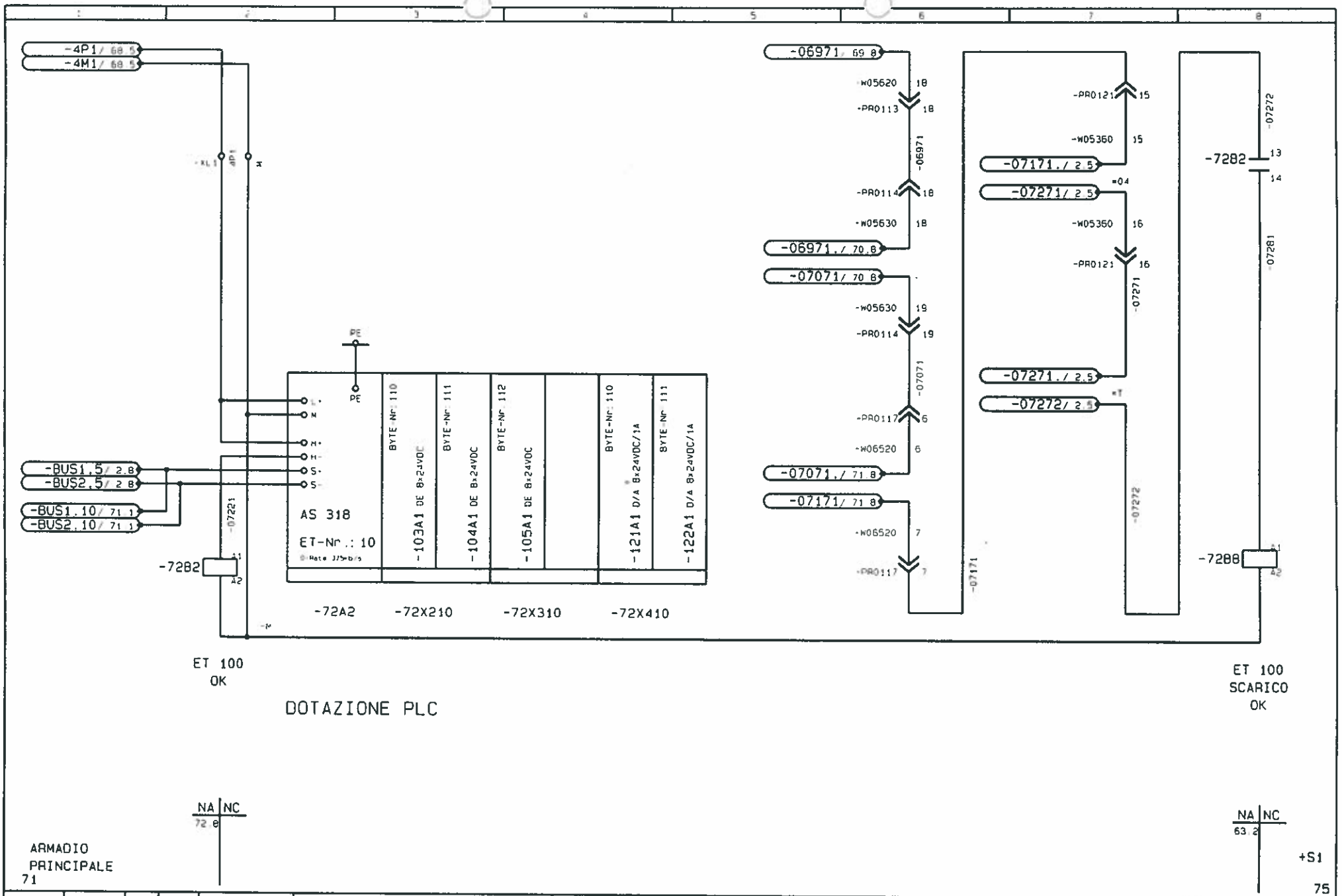


| | | | | | | | | |
|---|---|---|---|---|---|---|---|---|
| | | | Datum | 19.02.93 | F.M.A | KARL KLINK GmbH | SCHEMA ELETTRICO | STP3088 | =03 |
| | | | Bearb. | | | Pforzheim WII | | | |
| | | | Gepr. | 25.02.93 | Kom.: 3088 Masch.Typ RKWM | | | OP.040 | 3177-F00 | Bl. 72 |
| Änderung | Datum | Name | Norm | | Urspr. | Ers. f. | Ers. d. | | | 160 Bl |

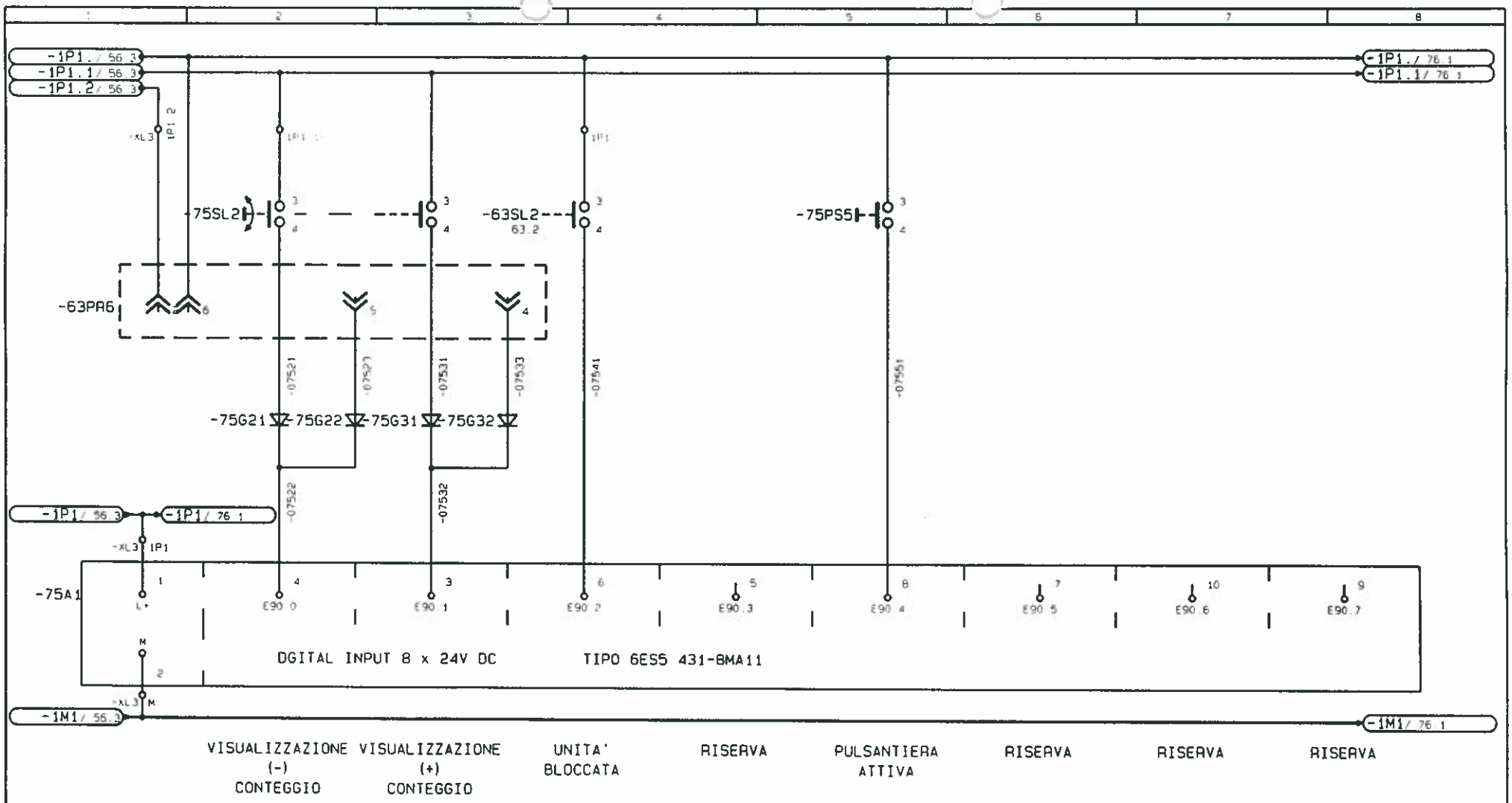


PANNELLO
OI COMANDO SCARICO
72

+S3
76

| | | | | | | | | | |
|---|---|---|---|---|---|---|---|---|---|
| | | | Datum | 08.12.92 | F.M.A | KARL KLINK GmbH | SCHEMA ELETTRICO | STP3088 | =03 |
| | | | Bearb. | | Kom.: 3088 Masch.Typ RKWM | Pforzheim WII | | | |
| | | | Gepr. | 25.02.93 | | | | | |
| Änderung | Datum | Name | Norm | | Urspr. / Ers. f. | Ers. d. | | OP.040 / 3177-F00 | Bl. 75 / 160 Bl |

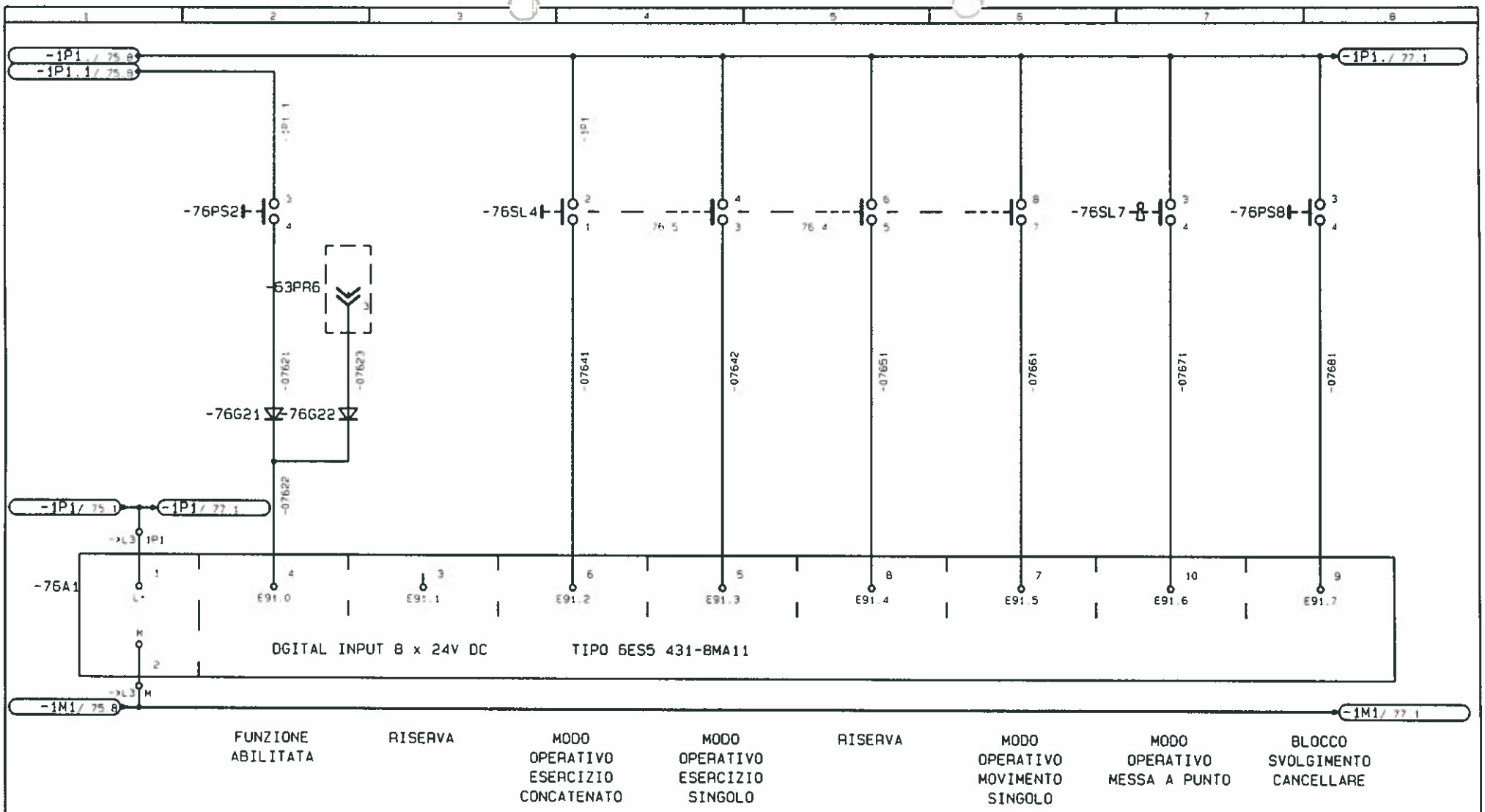


PANNELLO
DI COMANDO SCARICO
75

+S3
77

| | | | | | | | | | |
|---|---|---|---|---|---|---|---|---|---|
| | | | Datum | 19.02.93 | F.M.A | KARL KLINK GmbH | SCHEMA ELETTRICO | STP3088 | =03 |
| | | | Bearb. | | Kom.: 3088 Masch.Typ RKWM | Pforzheim WII | | | |
| | | | Gepr. | 25.02.93 | | | | | |
| Änderung | Datum | Name | Norm | | Ursprung | Ers.f. | Ers.d. | OP.040 3177-F00 | Bl. 76 / 160 Bl |




PANNELLO
DI COMANDO SCARICO
76

+S3
80

| | | | | | | | | |
|---|---|---|---|---|---|---|---|---|
| | | | Datum | 19.02.93 | F.M.A | KARL KLINK GmbH | SCHEMA ELETTRICO | STP3088 | -03 |
| | | | Bearb. | | Kom.: 3088 Masch.Typ RKWM | Pforzheim WII | | | |
| | | | Gepr. | 25.02.93 | | | | OP.040 | 3177-F00 | Bl. 77 / 160 Bl |
| Änderung | Datum | Name | Norm | | Urspr. | Ers. f. | Ers. d. | | | |

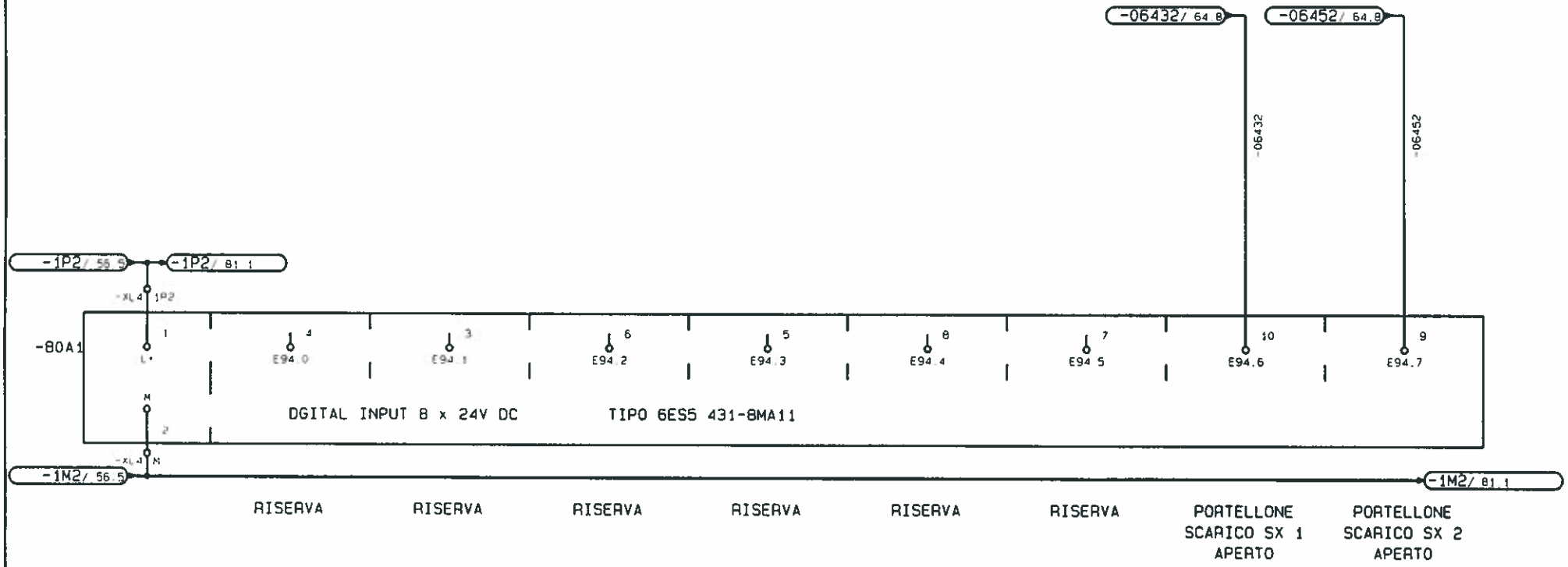


SCARICO SINISTRA

+S4

77

81

| | | | | | | | | | | |
|---|---|---|---|---|---|---|---|---|---|---|
| | | | Datum | 02.09.92 | F.M.A | KARL KLINK GmbH | SCHEMA ELETTRICO | STP3088 | =03 | |
| | | | Bearb. | | Kom.: 3088 Masch.Typ RKWM | Pforzheim WII | | | | |
| | | | Gepr. | 25.02.93 | | | | OP.040 | 3177-F00 | Bl. 80 |
| Änderung | Datum | Name | Norm | | Urspr. | Ers.f. | Ers.a. | | | 160 Bl |

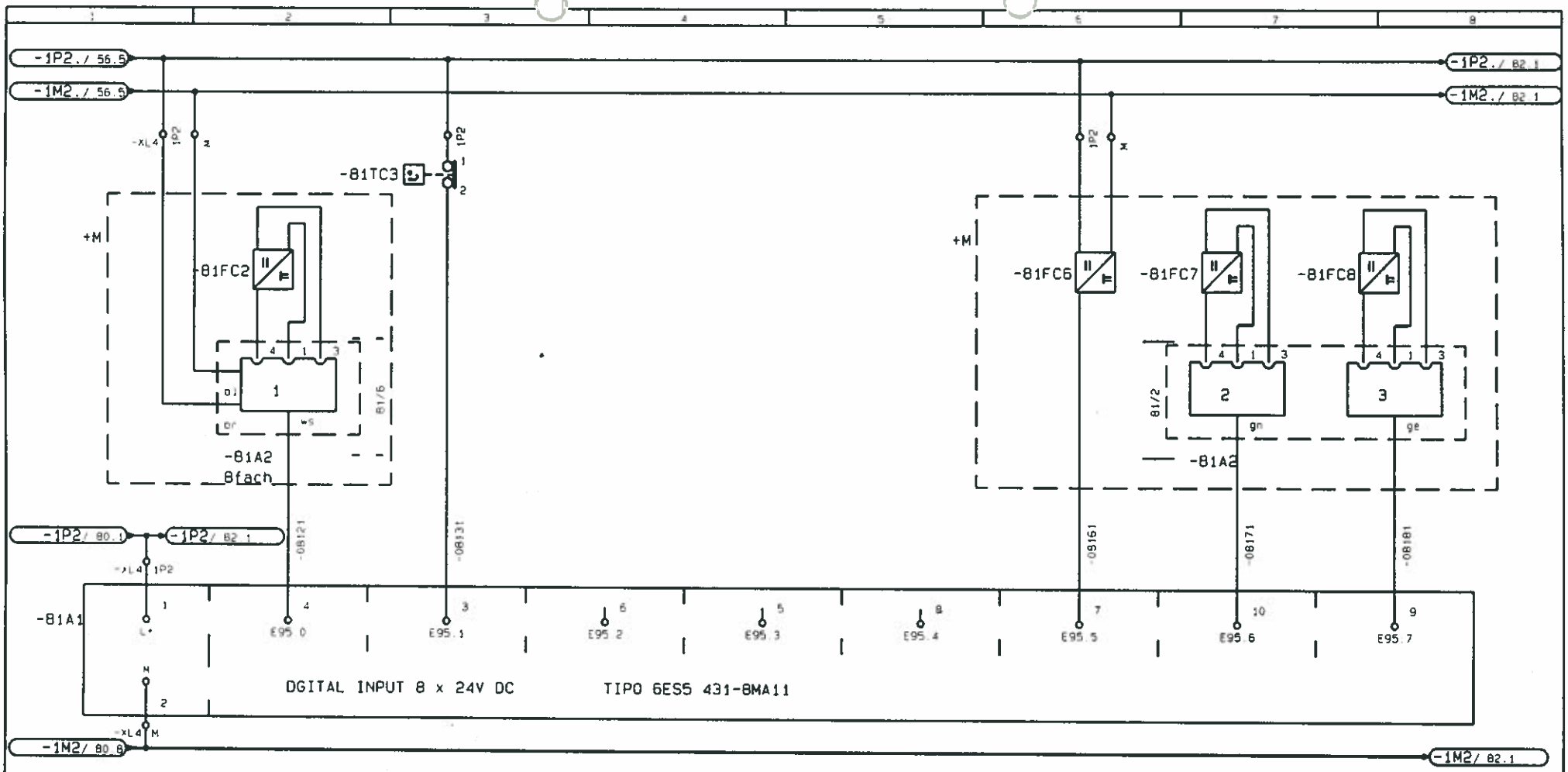


SCARICO SINISTRA

+S4

80

82

| | | | | | | | | | | |
|---|---|---|---|---|---|---|---|---|---|---|
| | | | Datum | 17.12.92 | F.M.A | KARL KLINK GmbH | SCHEMA ELETTRICO | STP3088 | | =03 |
| | | | Bearb. | | Kom.: 3088 Masch.Typ RKWM | Pforzheim WII | | | | |
| | | | Gepr. | 25.02.93 | | | | | | |
| Änderung | Datum | Name | Norm | | Urspr. | Ers. f. | Ers. d. | OP.040 | 3177-F00 | Bl. 81 / 160 Bl |

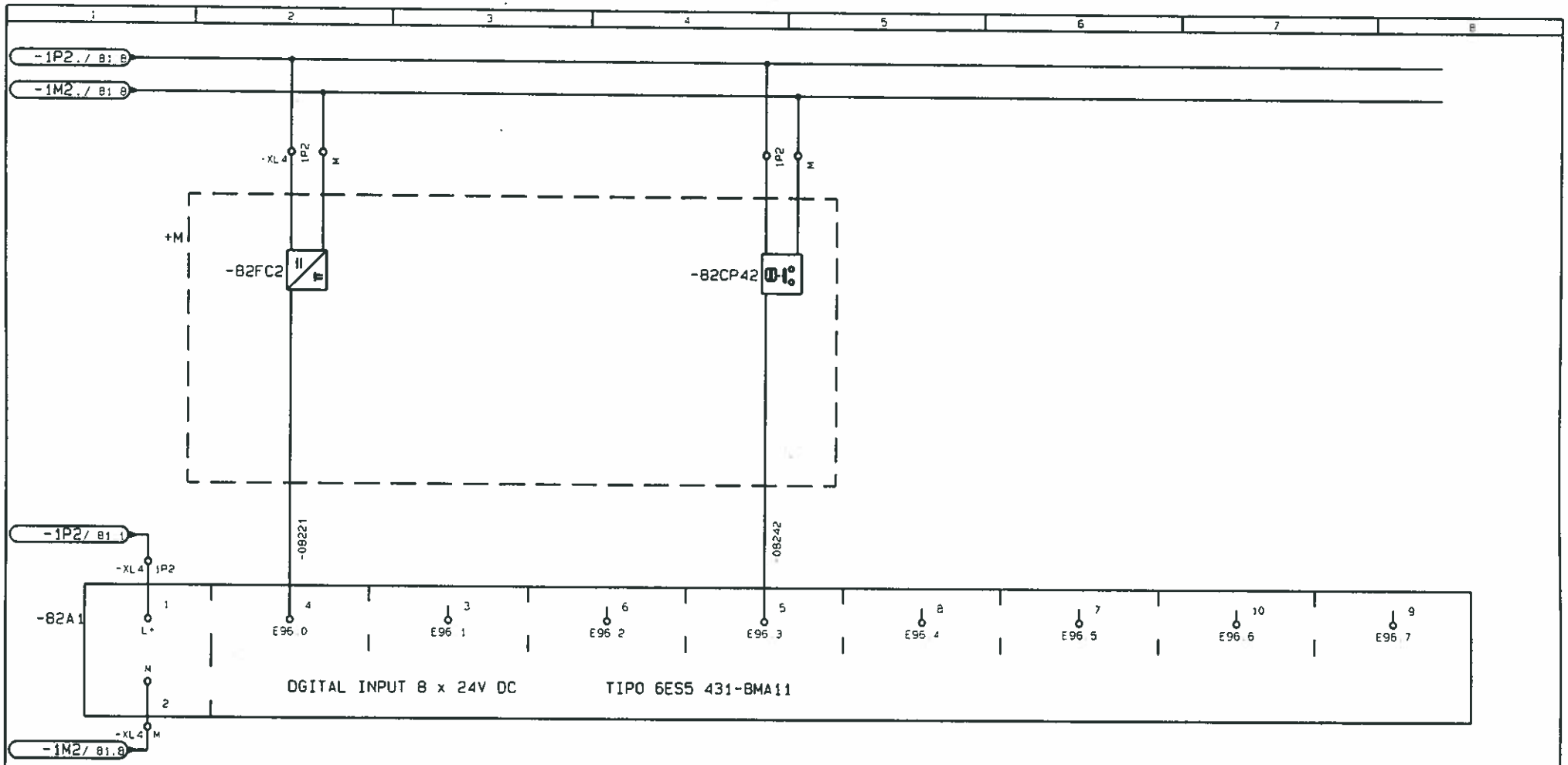


ATTREZZATURA NON SCARICATA | RISERVA | RISERVA | BLOCCAGGIO TUNNEL SBLOCCATO | RISERVA | RISERVA | RISERVA | RISERVA

SCARICO SINISTRA

+S4

B1

91

| | | | | | | | | | |
|---|---|---|---|---|---|---|---|---|---|
| | | | Datum | 14.12.92 | F.M.A | KAAL KLINK GmbH | SCHEMA ELETTRICO | STP3088 | -03 |
| | | | Bearb. | | Kom.: 3088 Masch p AKWM | Pforzheim WII | | | |
| | | | Gepr. | 25.02.93 | | | | OP.040 | 3177-F00 | B1. 82 |
| Änderung | Datum | Name | Norm | | Urspr. | Er | Ers.d. | | | 160 B1 |

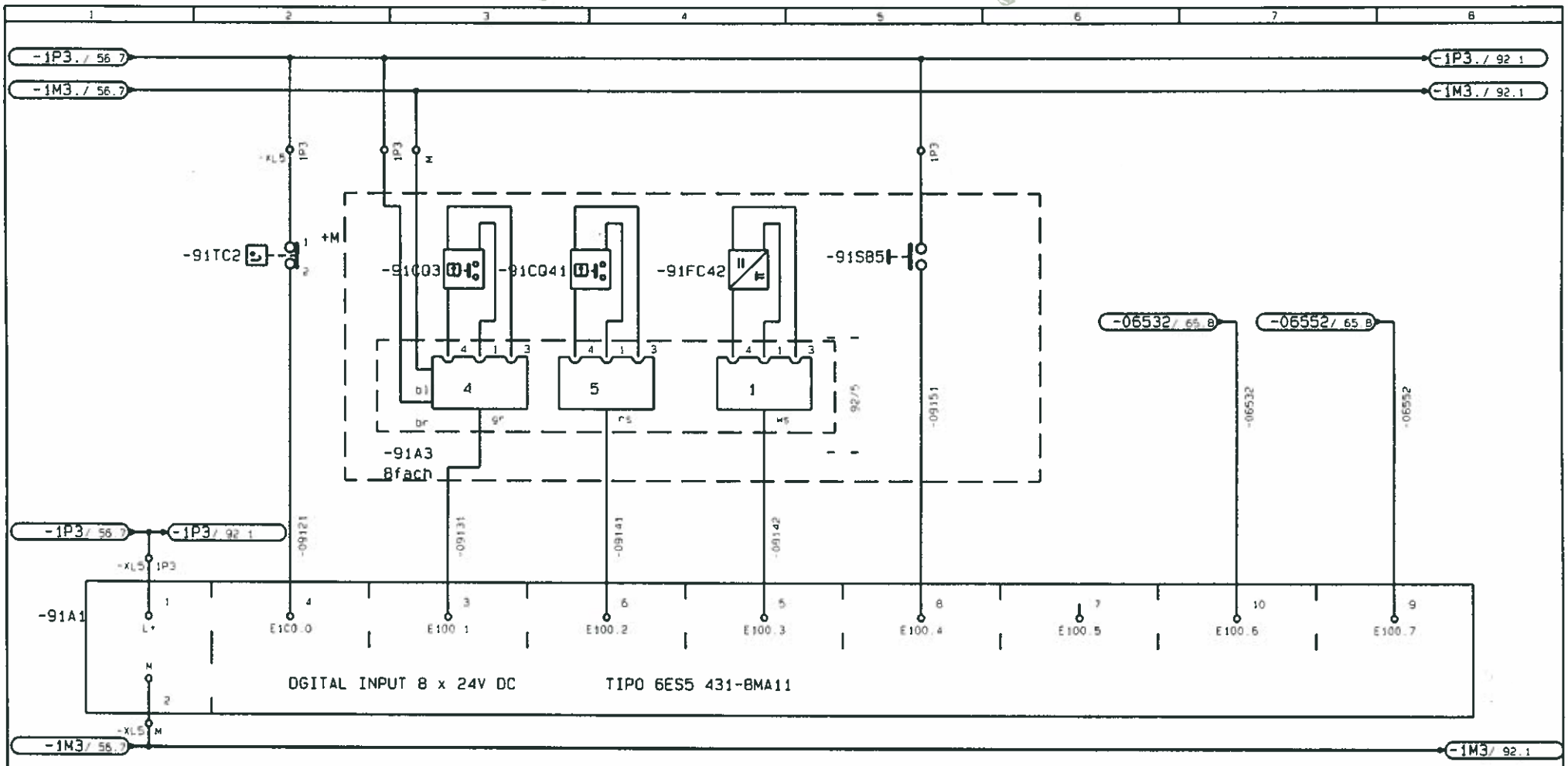


SCARICO DESTRO

+S5

82

92

| | | | | | | | | | |
|---|---|---|---|---|---|---|---|---|---|
| | | | Datum | 23.02.93 | F.M.A | KARL KLINK GmbH | SCHEMA ELETTRICO | STP3088 | -03 |
| | | | Bearb. | 3004 | Kom.: 3088 Masch.Typ RKWM | Pforzheim WII | | | |
| | | | Gepr. | 25.02.93 | | | | OP.040 | 3177-F00 | Bl. 91 / 160 Bl |
| Änderung | Datum | Name | Norm | | Urspr. | Ers. f. | Ers. d. | | |

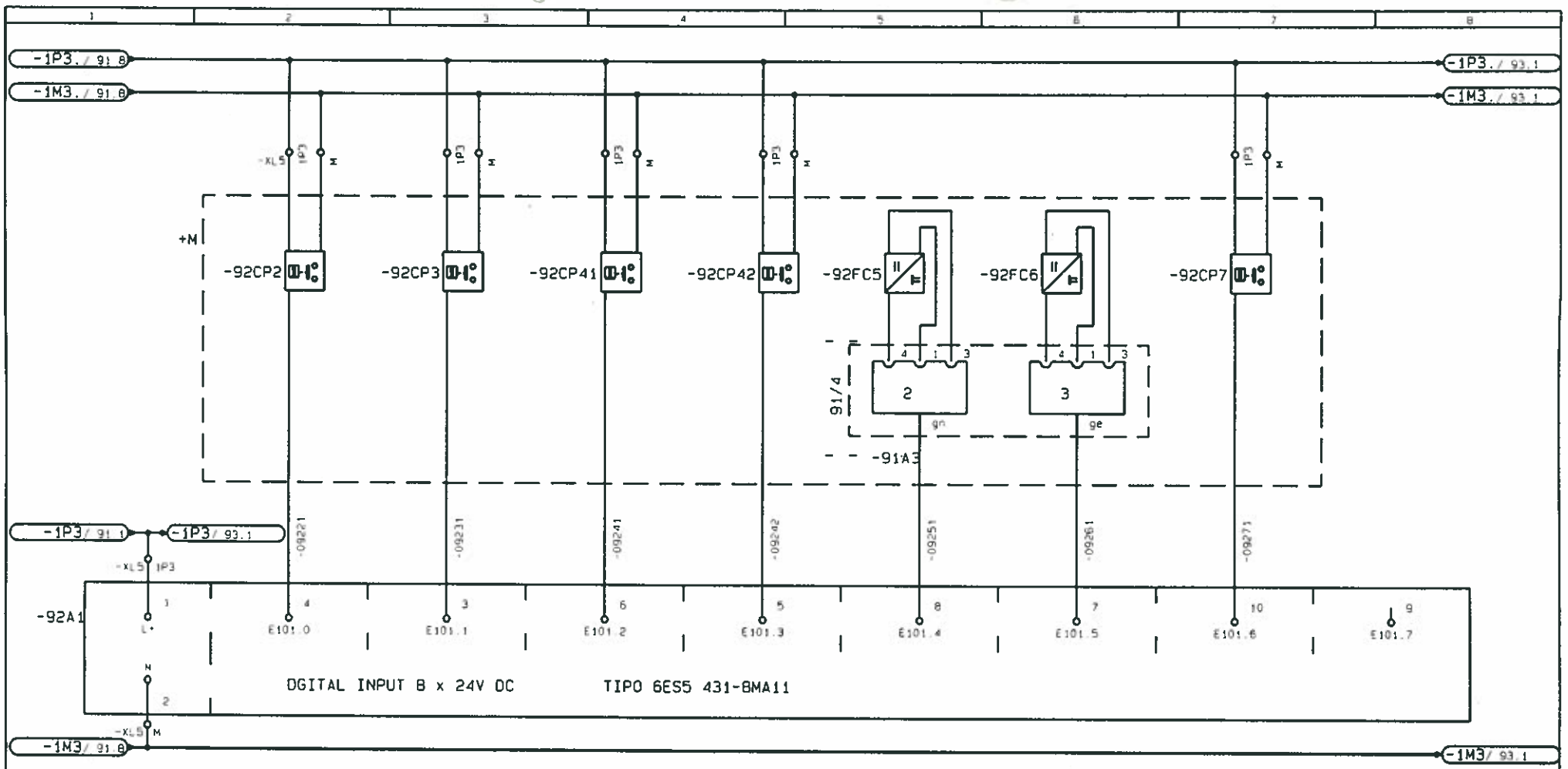


| | | | |
|---|---|---|---|
| PRESSIONE IDRAULICA BLOCCAGGIO TUNNEL OK 260 bar | PRESSIONE IDRAULICA BLOCCAGGIO TUNNEL 280 bar | PRESSIONE IDRAULICA BLOCCAGGIO TUNNEL 300 bar | CONTROLLO PNEUMATICO POSIZIONE TUNNEL UTENSILI APPOGGIATO |
| TUNNEL UTENSILI APPOGGIATO 1 | TUNNEL UTENSILI APPOGGIATO 2 | CONTROLLO PNEUMATICO POSIZIONE TUNNEL UTENSILI BLOCCATO | RISERVA |

SCARICO DESTRO

91

+S5

93

| | | | | | | | |
|---|---|---|---|---|---|---|---|
| | | | Datum | 09.12.92 | F.M.A | KARL KLINK GmbH | SCHEMA ELETTRICO |
| | | | Bearb. | 3004 | Kom.: 3088 Masc yp RKWM | Pforzheim WII | |
| | | | Gepr. | 25.02.93 | | | |
| Änderung | Datum | Name | Norm | | Urspr. / Ers. f. | Ers. d. | |

STP3088 | =03

OP.040 | 3177-F00 | Bl. 92 / 160 Bl.

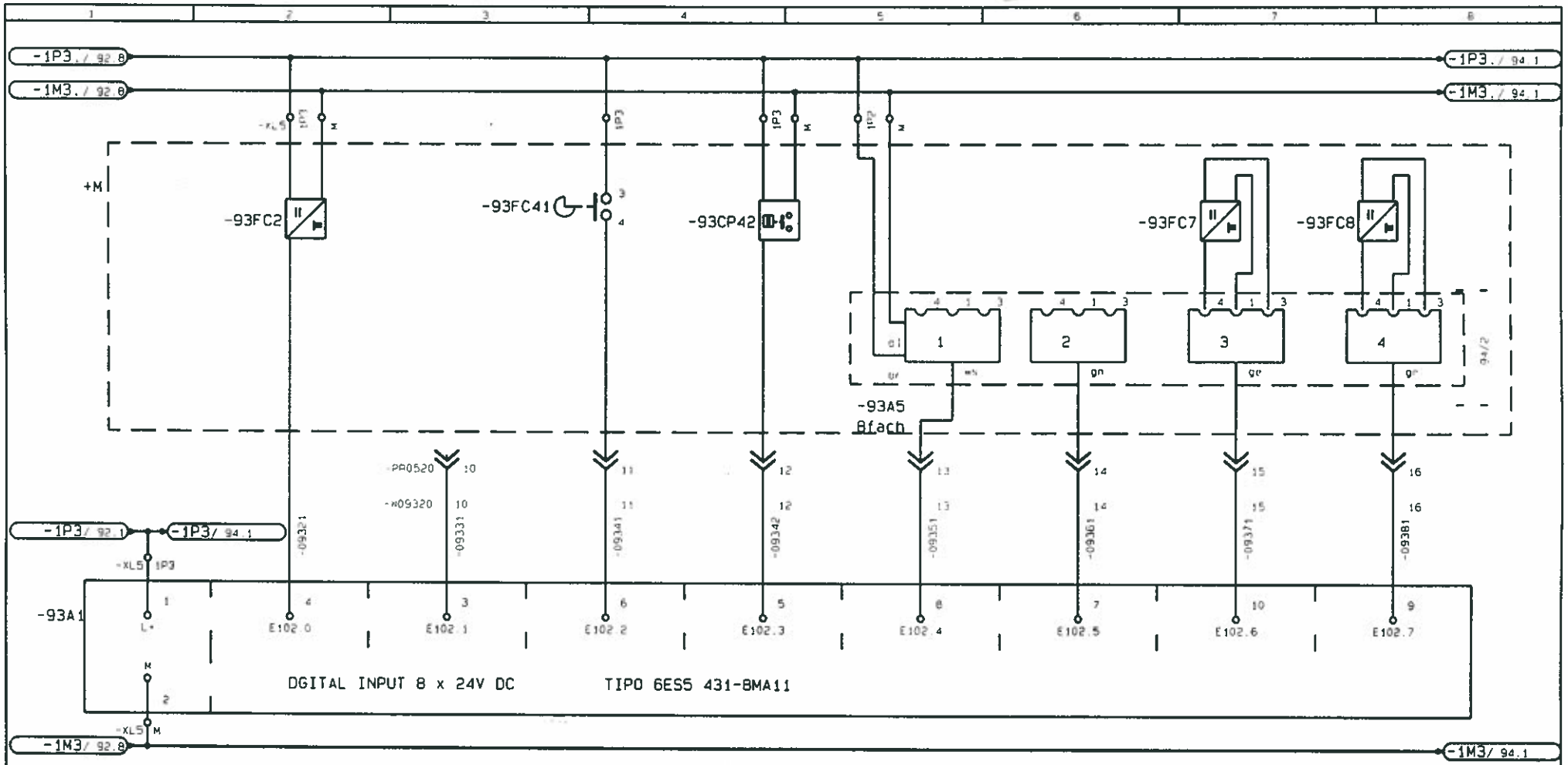


| | | | | | | | | | |
|---|---|---|---|---|---|---|---|---|---|
| | | | Datum | 14.12.92 | F.M.A | KARL KLINK GmbH | SCHEMA ELETTRICO | STP3088 | =03 |
| | | | Bearb | 3004 | Kom.: 3088 Masc yp RKWM | Pforzheim WII | | | |
| | | | Gepr. | 25.02.93 | | | | OP.040 | 3177-F00 |
| Änderung | Datum | Name | Norm | | Urspr. | Ers. f. | Ers. d. | | Bl. 93 / 160 Bl |

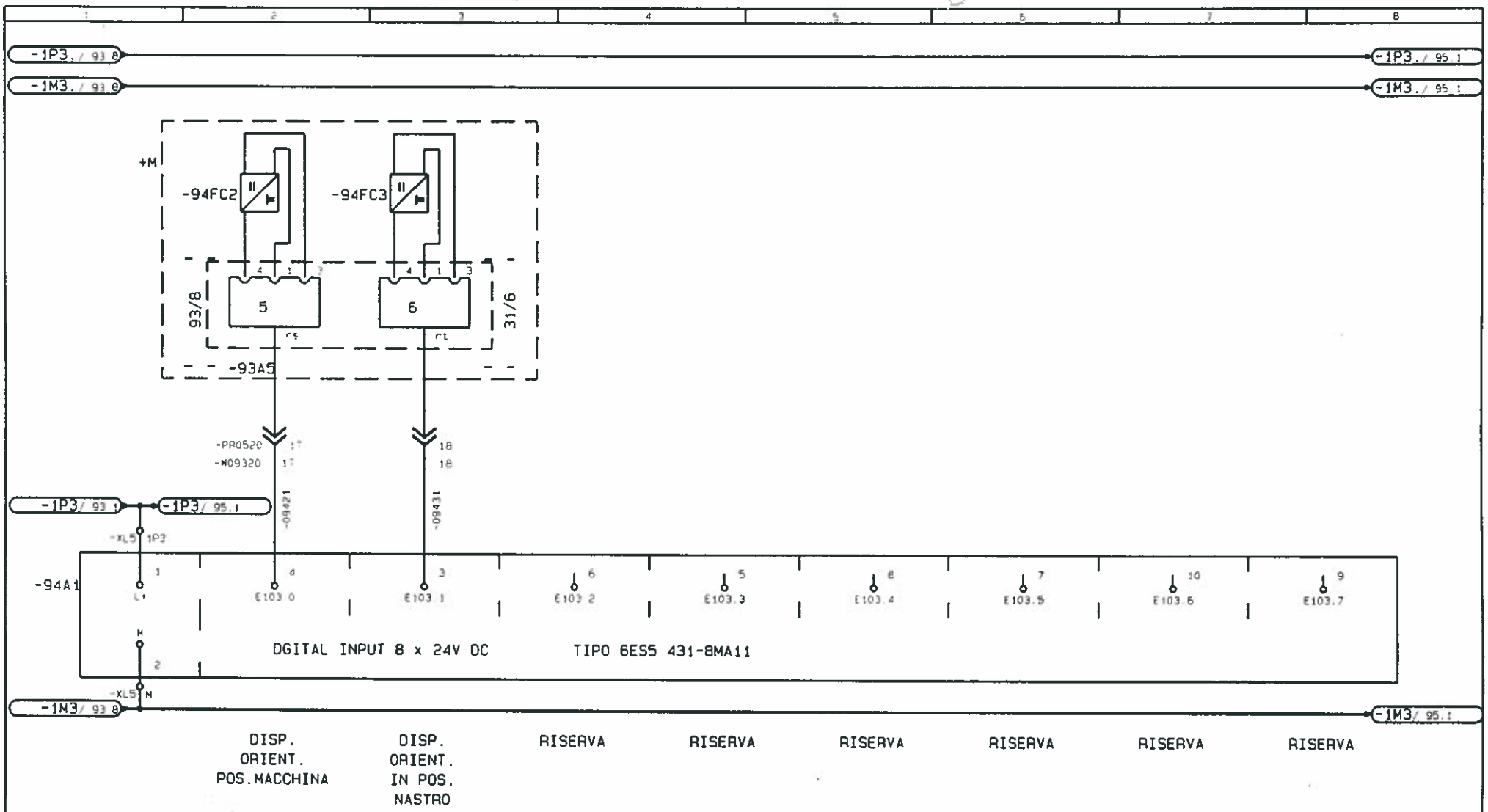


| | | | | | | | | | |
|---|---|---|---|---|---|---|---|---|---|
| | | | Datum | 09.12.92 | F.M.A | KARL KLINK GmbH | SCHEMA ELETTRICO | STP3088 | =03 |
| | | | Bearb. | 3004 | Kom.: 3088 Masc yp RKWM | Pforzheim WII | | | |
| | | | Gepr. | 25.02.93 | | | | OP.040 | 3177-F00 |
| Änderung | Datum | Name | Norm | | Urspr. | Ers.f. | Ers.d. | | 91. 94 / 160 B1 |

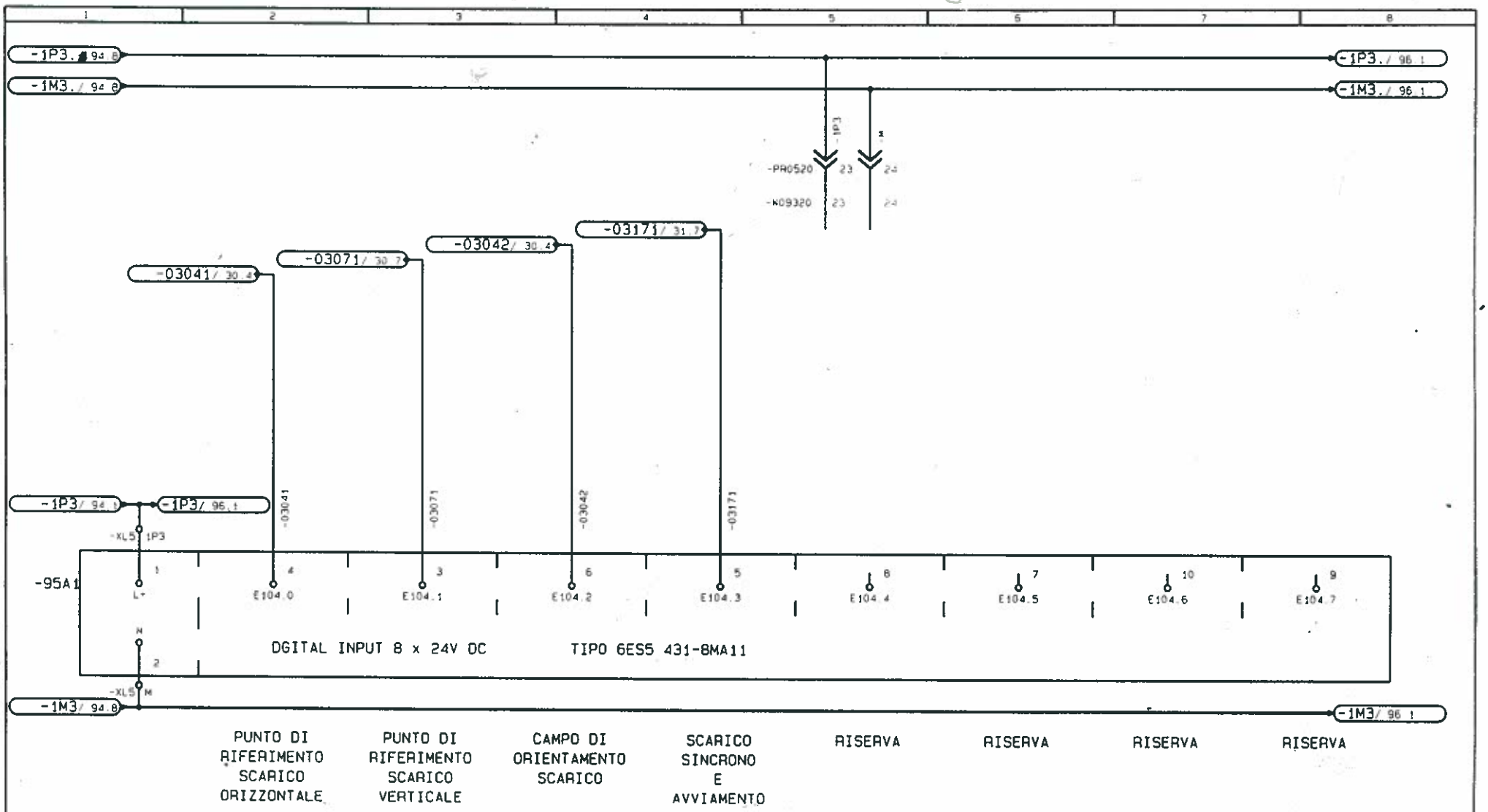


SCARICO DESTRO

+S5

94

96

| | | | | | | | | | |
|---|---|---|---|---|---|---|---|---|---|
| | | | Datum | 24.02.93 | F.M.A | KARL KLINK GmbH | SCHEMA ELETTRICO | STP3088 | =03 |
| | | | Bearb. | 3004 | Kom.: 3088 Masc[illegible]/p RKWM | Pforzheim WII | | | |
| | | | Gepr. | 25.02.93 | | | | | |
| Änderung | Datum | Name | Norm | | Urspr. / Ers. f. | Ers. d. | | OP.040 / 3177-F00 | Bl. 95 / 160 Bl |

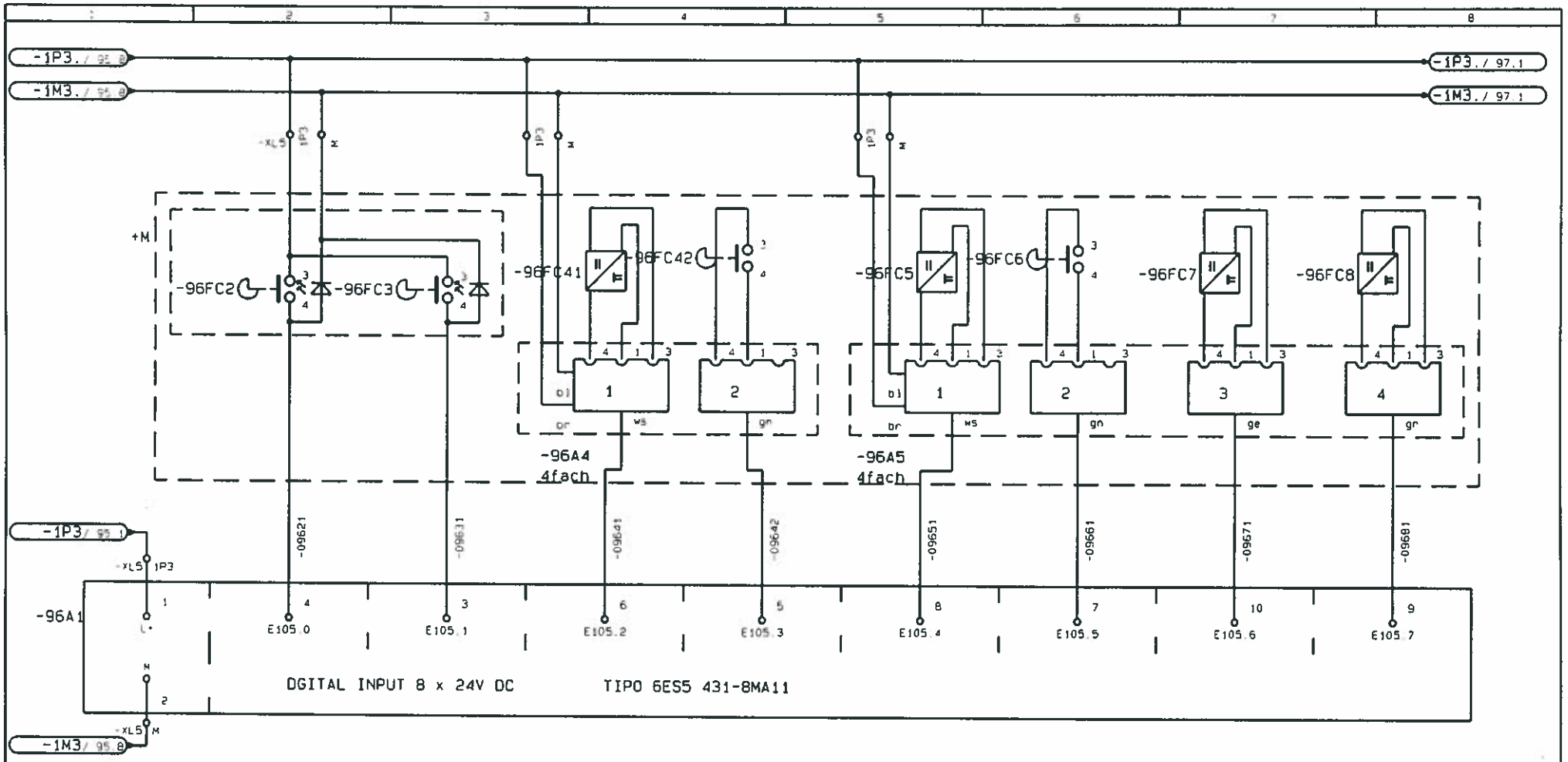


UTENSILI TUNNEL POSIZIONE DI ROTAZIONE 1

UTENSILI TUNNEL POSIZIONE DI ROTAZIONE 2

PERNO DI SICUREZZA TUNNEL UT.DIETRO LATO CARICAMENTO

FRENO RIDUTTORE LATO DI CARICO APERTO

PERNO DI SICUREZZA TUNNEL UT.DIETRO LATO SCARICO

FRENO RIDUTTORE LATO DI SCARICO APERTO

TUNNEL UTENSILI SOPRA LATO CARICAMENTO

TUNNEL UTENSILI SOTTO LATO SCARICO

SCARICO SINISTRA

+S4

95

97

| | | | | | | | | |
|---|---|---|---|---|---|---|---|---|
| | | | Datum | 09.12.92 | F.M.A | KARL KLINK GmbH | SCHEMA ELETTRICO | STP3088 | =03 |
| | | | Bearb. | 3004 | Kom.: 3088 Masch[illegible]p RKWM | Pforzheim WII | | | |
| | | | Gepr. | 25.02.93 | | | | | |
| Änderung | Datum | Name | Norm | | Urspr. / Ers.f. | Ers.d. | | OP.040 / 3177-F00 | Bl. 96 / 160 Bl |

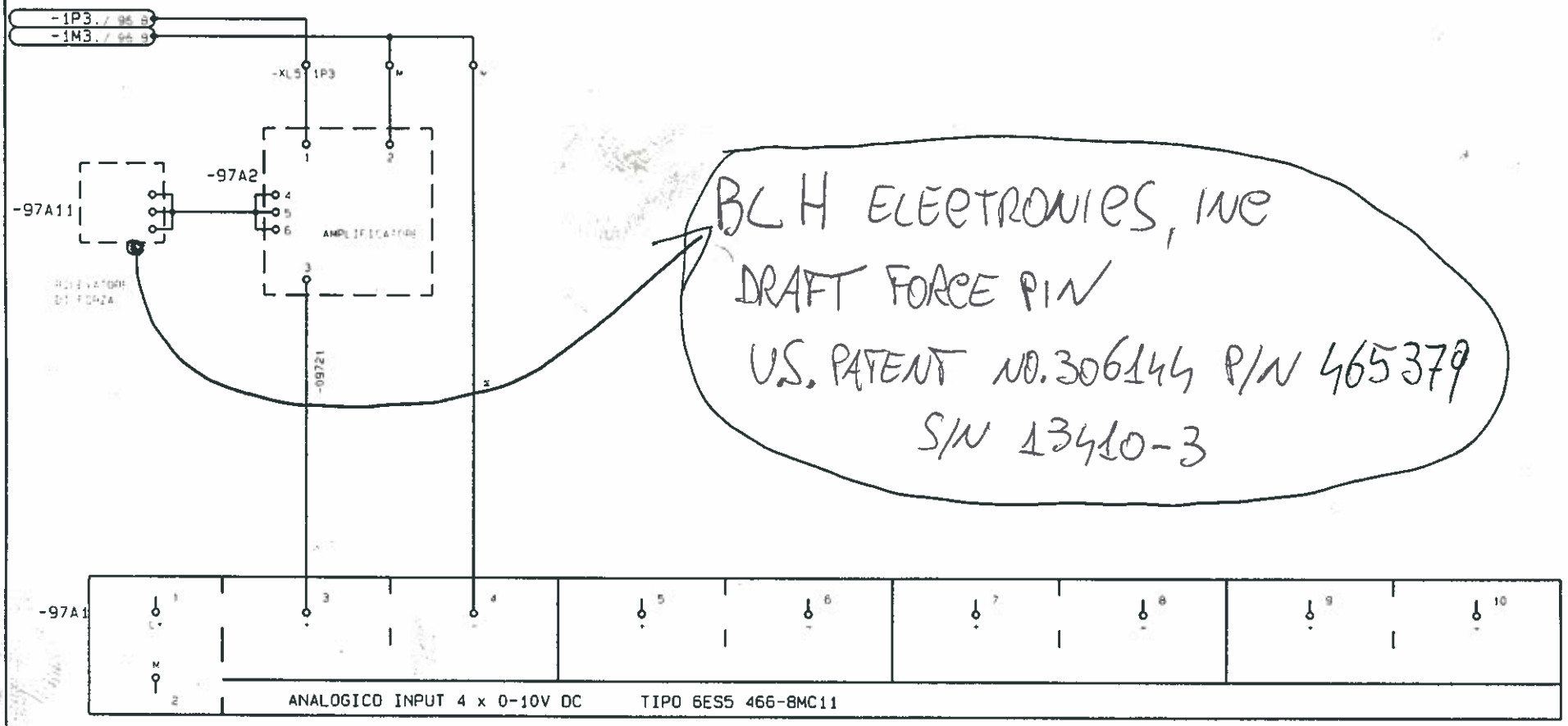


BLH ELECTRONICS, INC
DRAFT FORCE PIN
U.S. PATENT NO. 306144 P/N 465379
S/N 13410-3

SORVEGLIANZA
FORZA
DI
BROCCIATURA

+S5

96

102

| | | | | | | | | | |
|---|---|---|---|---|---|---|---|---|---|
| | | | Datum | 03.11.92 | F.M.A | KARL KLINK GmbH | SCHEMA ELETTRICO | STP3088 | =03 |
| | | | Bearb. | 3004 | Kom.: 3088 Masc yp RKWM | Pforzheim WII | | | |
| | | | Gepr. | 25.02 93 | | | | | |
| Änderung | Datum | Name | Norm | | Urspr. / Ers.f. | Ers.d. | | OP.040 / 3177-F00 | Bl. 97 / 160 Bl |

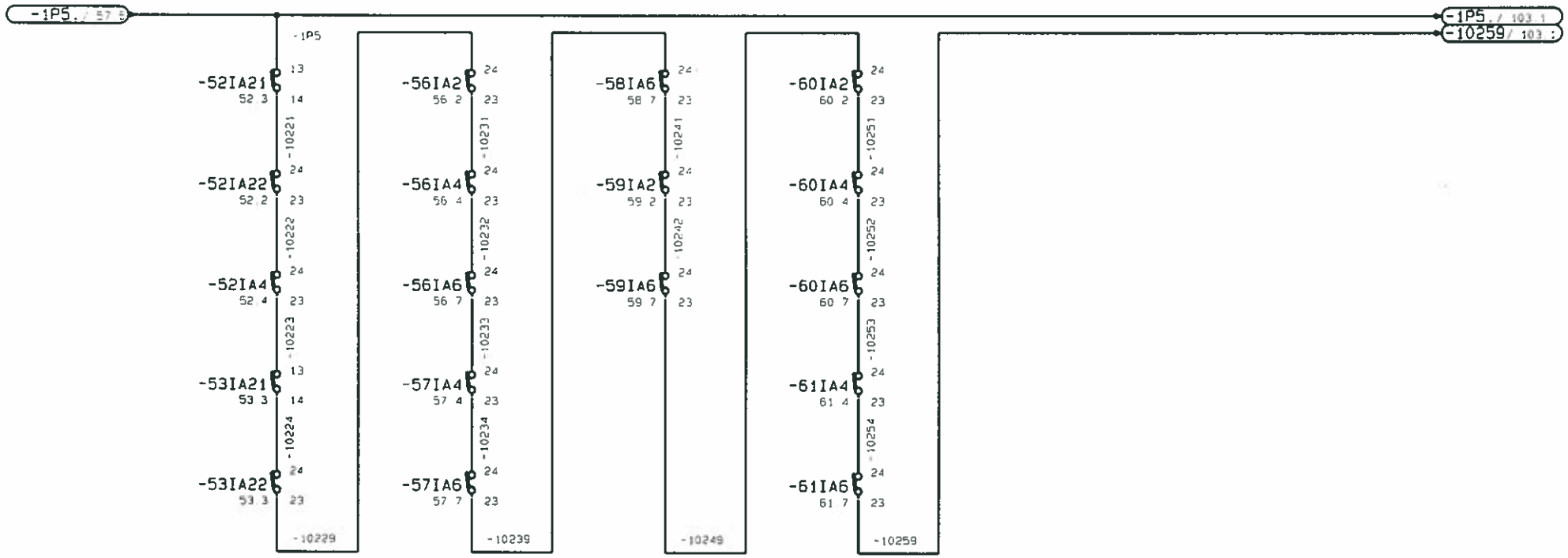


ALIMENTAZIONE
TENSIONE
OK

ARMADIO
PRINCIPALE

97

+S1

103

| | | | | | | | | |
|---|---|---|---|---|---|---|---|---|
| | | | Datum | 02.09.92 | F.M.A | KARL KLINK GmbH | SCHEMA ELETTRICO | STP3088 | +03 |
| | | | Bearb. | 3004 | Kom.: 3088 Masc[illegible]yp RKWM | Pforzheim WII | | | |
| | | | Gepr. | 25.02.93 | | | | OP.040 | 3177-F00 | Bl 102 / 160 Bl |
| Änderung | Datum | Name | Norm | | Urspr. | Ers. f. | Ers. d | | | |

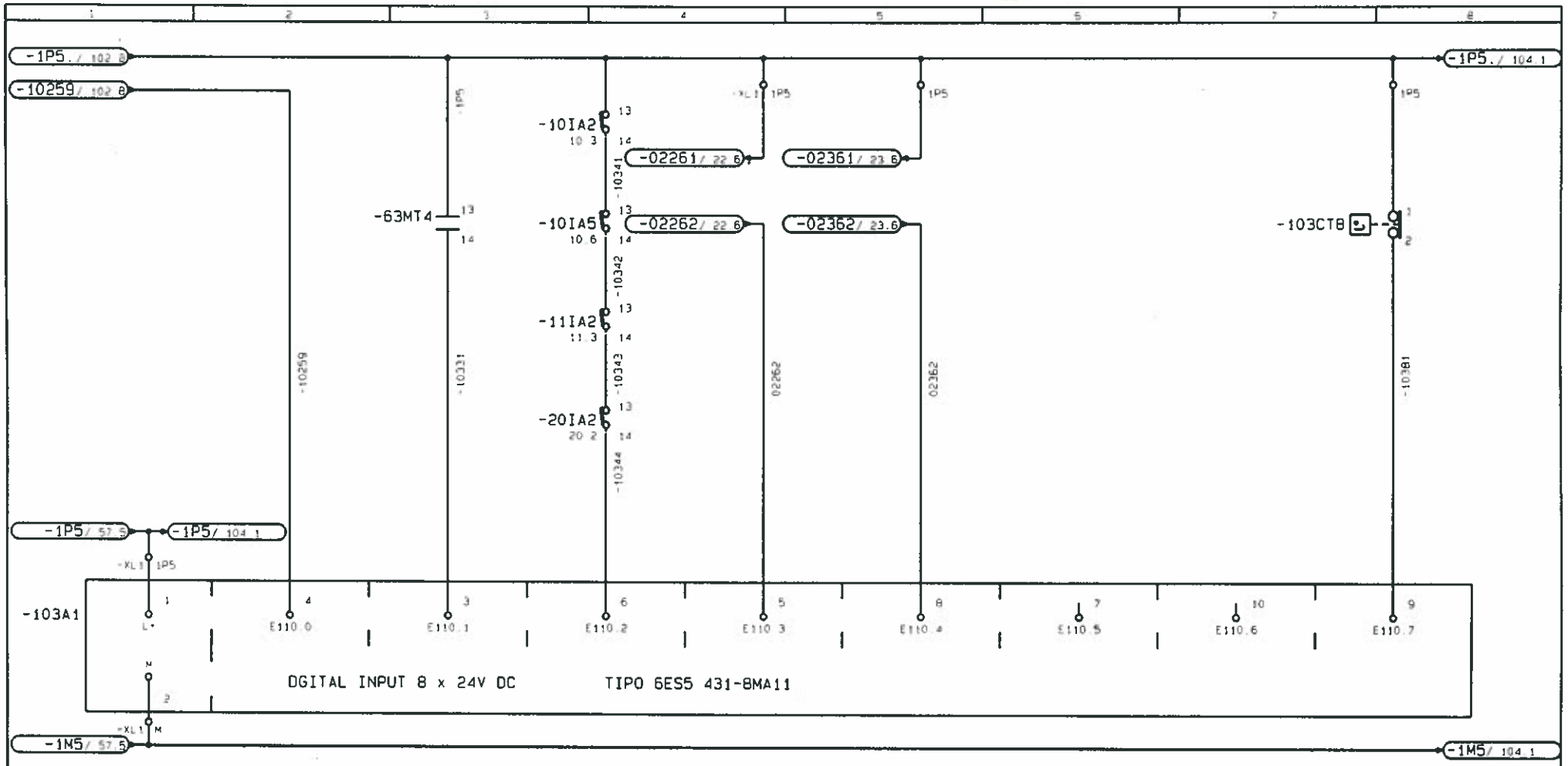


ARMADIO PRINCIPALE
102

+S1
104

| | | | | | | | | |
|---|---|---|---|---|---|---|---|---|
| | | | Datum | 20.11.92 | F.M.A | KARL KLINK GmbH | SCHEMA ELETTRICO | STP3088 | +03 |
| | | | Bearb. | 3004 | Kom.: 3088 Masc[illegible]yp RKWM | Pforzheim WII | | | |
| | | | Gepr. | 25.02.93 | | | | | |
| Änderung | Datum | Name | Norm | | Urspr. | Ers.f. | Ers.d. | OP.040 | 3177-F00 | Bl.103 / 160 Bl |

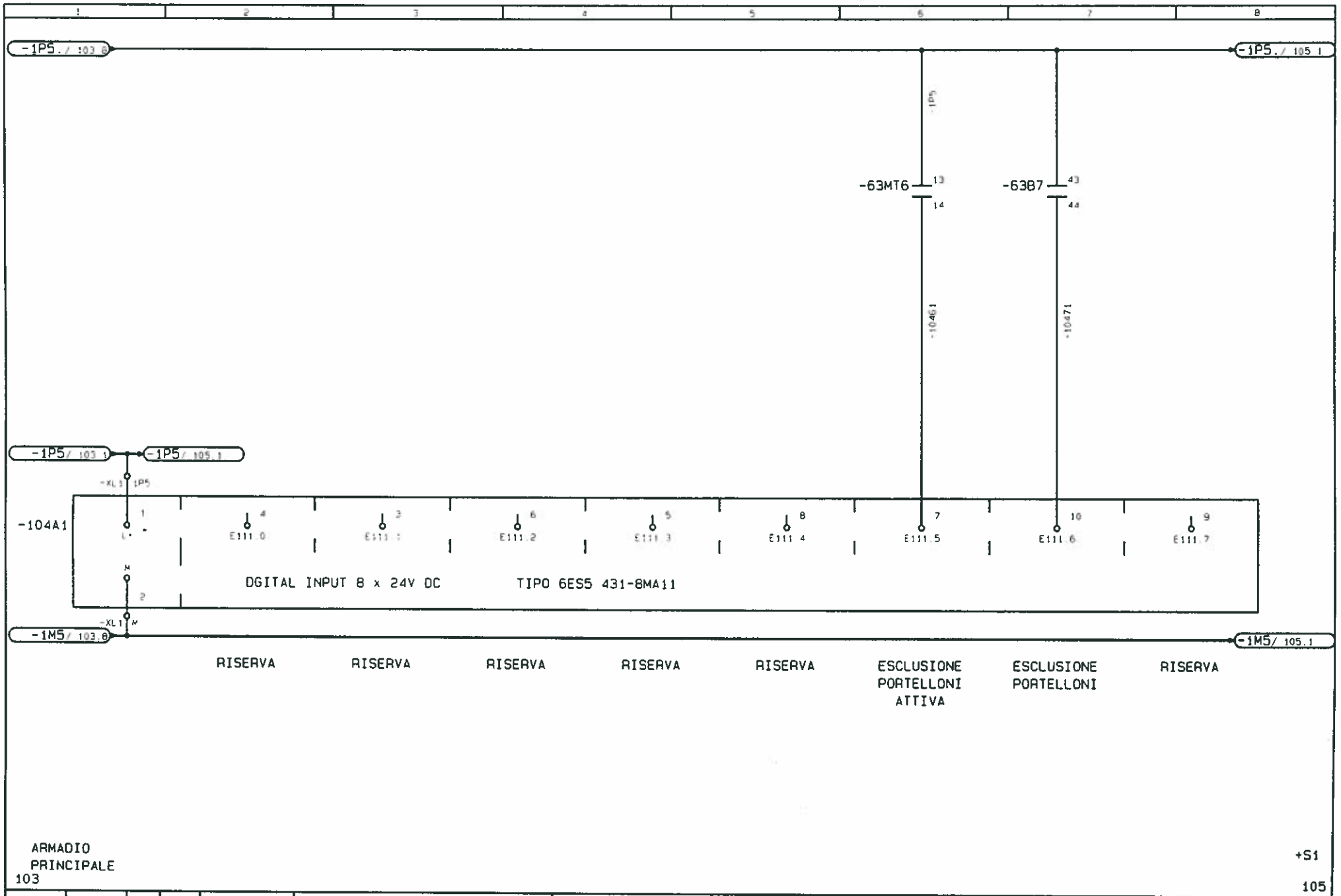


ARMADIO
PRINCIPALE
103

+S1
105

| | | | | | | | | |
|---|---|---|---|---|---|---|---|---|
| | | | Datum | 03.11.92 | F.M.A | KARL KLINK GmbH | SCHEMA ELETTRICO | STP3088 | =03 |
| | | | Bearb. | 3004 | Kom.: 3088 Masc[illegible]yp RKWM | Pforzheim WII | | | |
| | | | Gepr. | 25.02.93 | | | | OP.040 | 3177-F00 | B1.104 |
| Änderung | Datum | Name | Norm | | Urspr. | Ers.f. | Ers.d. | | | 160 B1 |

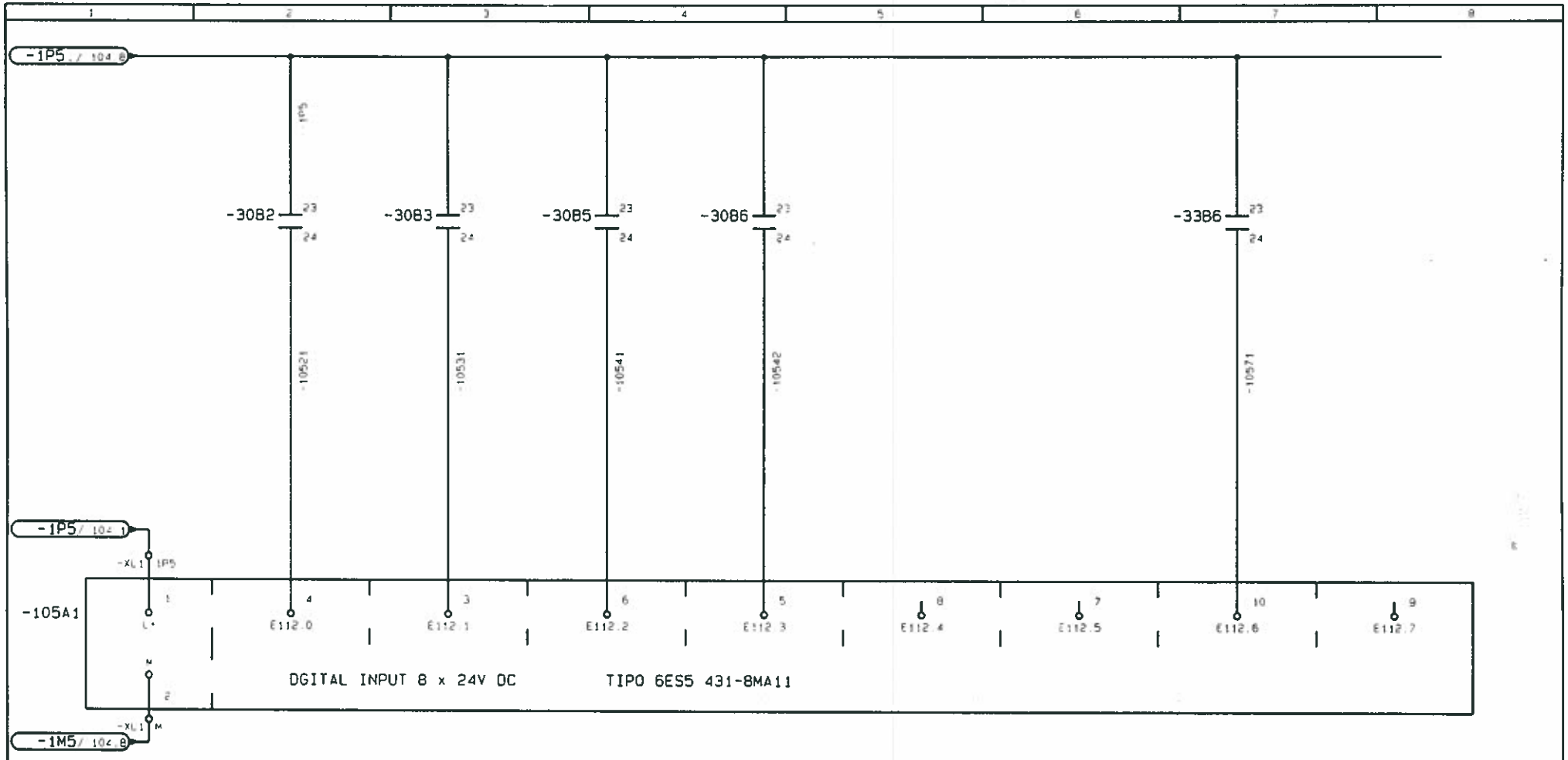


ARMADIO PRINCIPALE
104

+S1
107

| | | | | | | | | |
|---|---|---|---|---|---|---|---|---|
| | | | Datum | 12.11.92 | F.M.A | KARL KLINK GmbH | SCHEMA ELETTRICO | STP3088 | =03 |
| | | | Bearb. | 3004 | Kom.: 3088 Masc[illegible]vp RKWM | Pforzheim WII | | | |
| | | | Gepr. | 25.02.93 | | | | OP.040 | 3177-F00 | Bl.105 |
| Änderung | Datum | Name | Norm | | Urspr. | Ers.f. | Ers.d. | | | 160 Bl. |

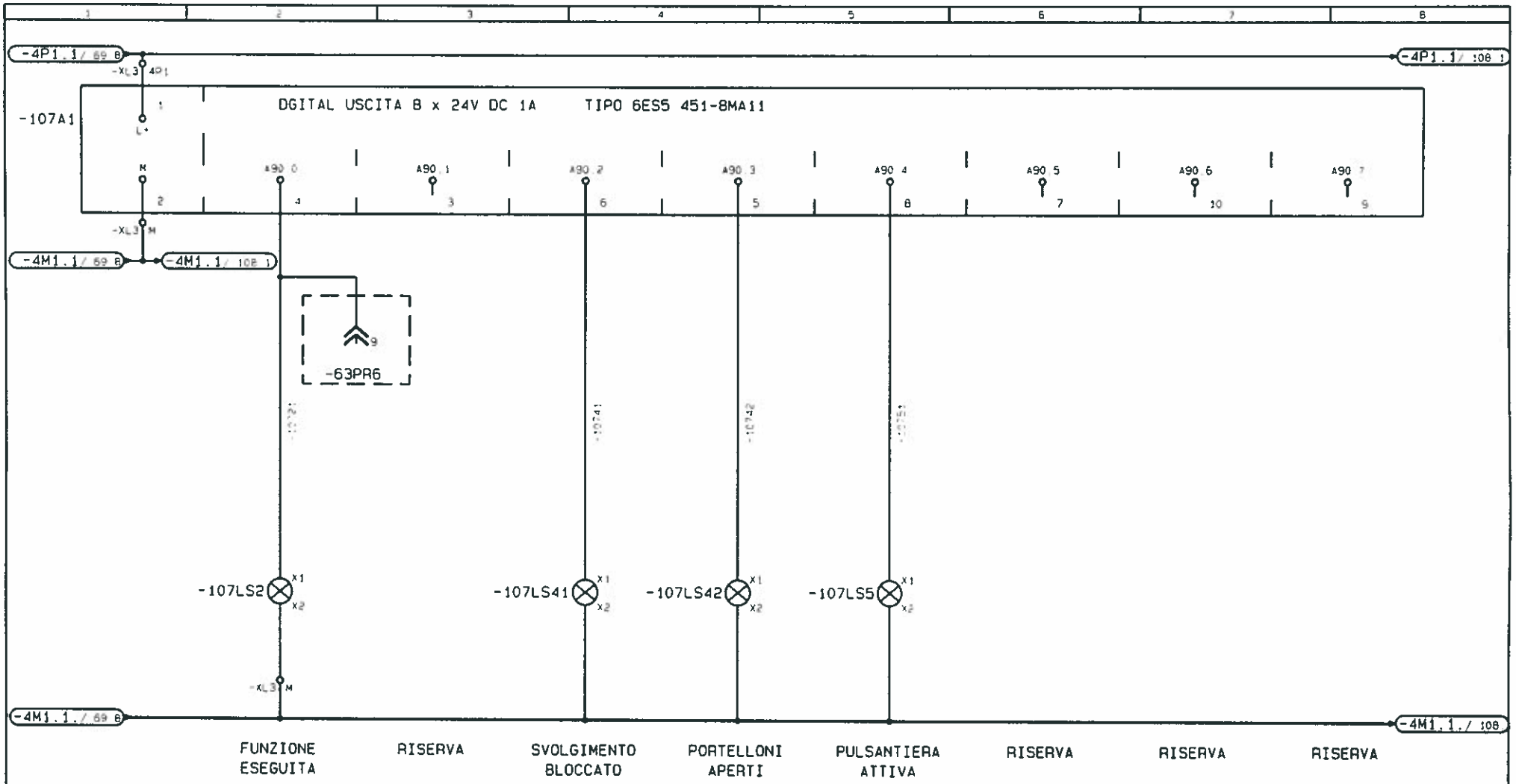


PANNELLO
DI COMANDO SCARICO
105

+S3
108

| | | | | | | | | |
|---|---|---|---|---|---|---|---|---|
| | | | Datum | 08.12.92 | F.M.A | KARL KLINK GmbH | SCHEMA ELETTRICO | STP3088 | =03 |
| | | | Bearb. | 3004 | Kom.: 3088 Masch p RKWM | Pforzheim WII | | | |
| | | | Gepr. | 25.02.93 | | | | OP.040 | 3177-F00 | Bl.107 / 160 Bl |
| Änderung | Datum | Name | Norm | | Urspr. / Ers.f. | Ers.d. | | | |

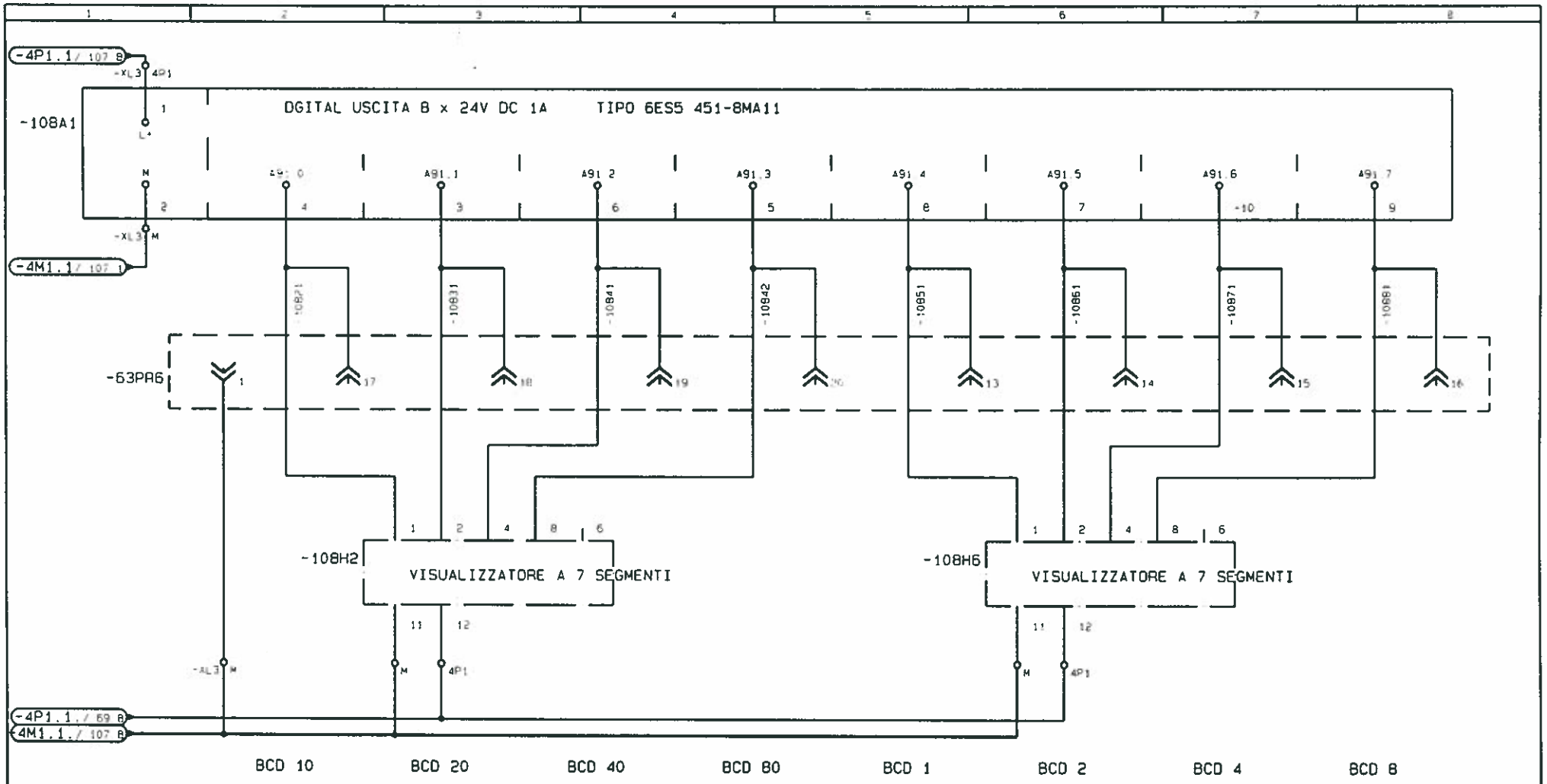


PANNELLO
DI COMANDO SCARICO
107

+S3
118

| | | | | | | | | | |
|---|---|---|---|---|---|---|---|---|---|
| | | | Datum | 03.11.92 | F.M.A | KARL KLINK GmbH | SCHEMA ELETTRICO | STP3088 | =03 |
| | | | Bearb. | 3004 | Kom.: 3088 Masch p RKWM | Pforzheim WII | | | |
| | | | Gepr. | 25.02.93 | | | | OP.040 | 3177-F00 |
| Änderung | Datum | Name | Norm | | Urspr. | Ers.f. | Ers.d. | | Bl.108 / 160 Bl |

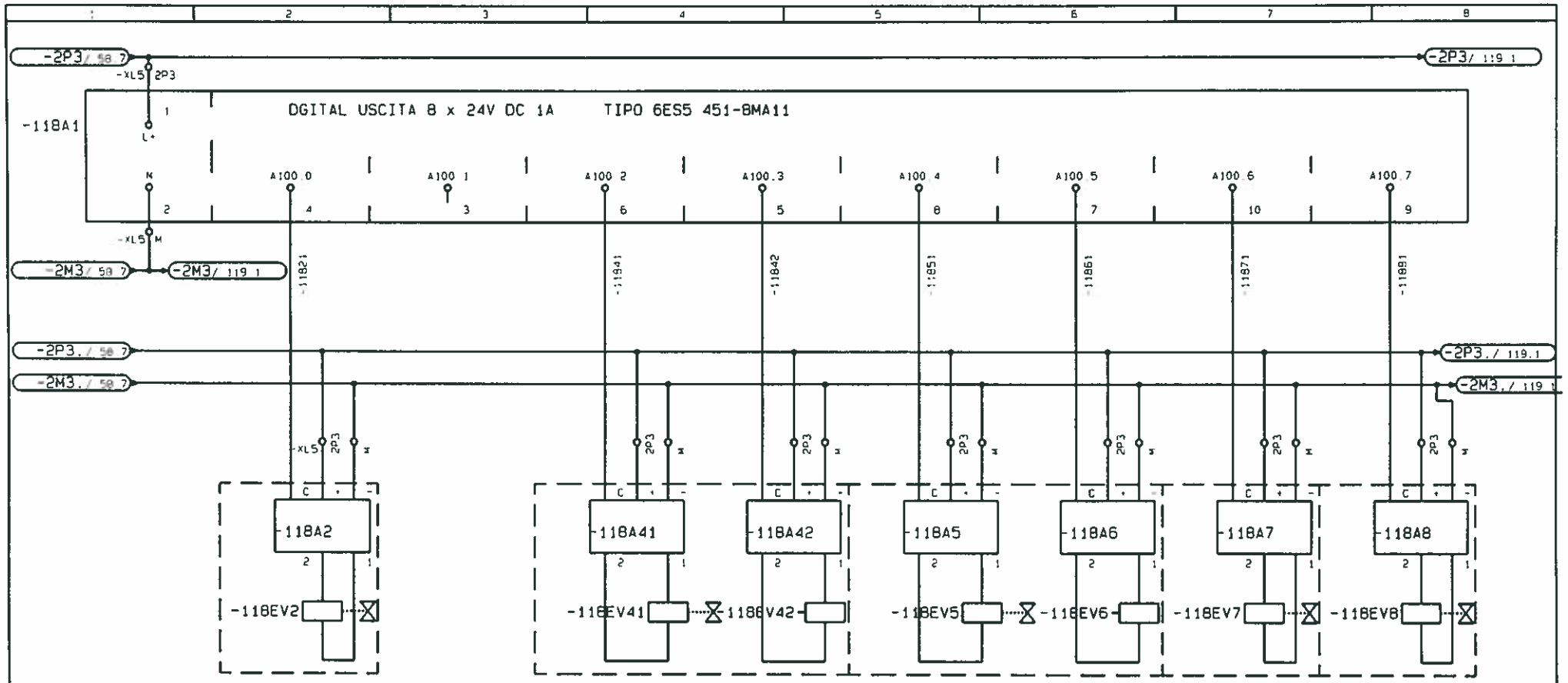


| PINCE DI SCARICO CHIUDERE | RISERVA | DISP.ORIENT. VERSO POS. NASTRO | DISP.ORIENT. VERSO POS. MACCHINA | CILINDRO DI SBLOCCAGGIO SCARICO SBLOCCARE | CILINDRO DI SBLOCCAGGIO SCARICO INDIETRO | VALVOLA RISC. SCARICO | BLOCCAGGIO DISP.DI ROTAZ. TUNNEL |
|---|---|---|---|---|---|---|---|

SCARICO DESTRO

+S5

108

119

| | | | | | | | | |
|---|---|---|---|---|---|---|---|---|
| | | | Datum | 19.02.93 | F.M.A | KARL KLINK GmbH | SCHEMA ELETTRICO | STP3088 | =03 |
| | | | Bearb. | 3004 | Kom.: 3088 Masch[illegible]p RKWM | Pforzheim WII | | | |
| | | | Gepr. | 25.02.93 | | | | | |
| Änderung | Datum | Name | Norm | | Urspr. | Ers.f. | Ers.d. | OP.040 | 3177-F00 | Bl 118 / 160 Bl |

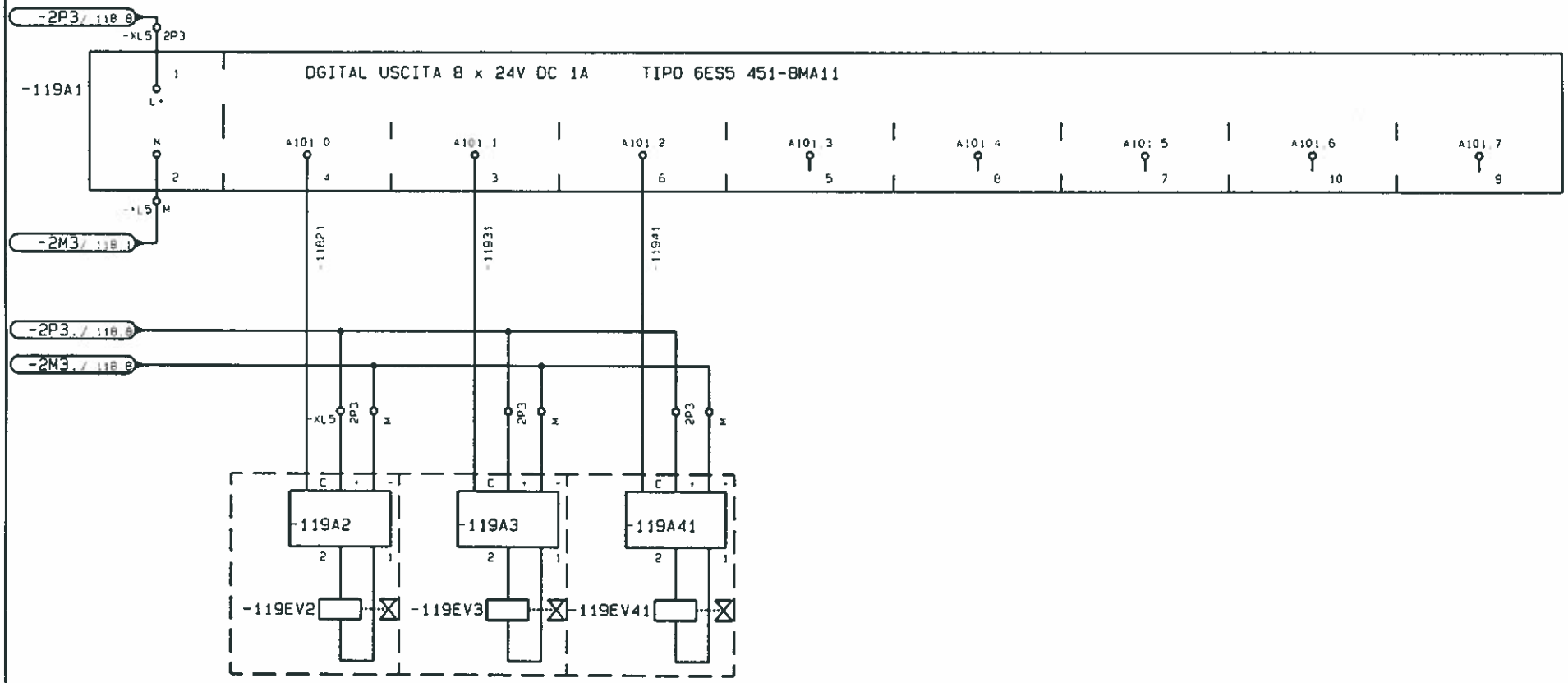


| BLOCCAGGIO TUNNEL DISP.DI APPOGGIO SBLOCCARE | BLOGGAGGIO TUNNEL BLOCCARE | DISPOSITIVO DI APPOGGIO TUNNEL APPOGG. | RISERVA | RISERVA | RISERVA | RISERVA | RISERVA |
|---|---|---|---|---|---|---|---|

SCARICO DESTRO

118

+S5

121

| | | | | | | | | |
|---|---|---|---|---|---|---|---|---|
| | | | Datum | 03.11.92 | F.M.A | KARL KLINK GmbH | SCHEMA ELETTRICO | STP3088 | =03 |
| | | | Bearb | 3004 | Kom.: 3088 Masch.Typ RKWM | Pforzheim WII | | | |
| | | | Gepr. | 25.02.93 | | | | | |
| Änderung | Datum | Name | Norm | | Urspr. | Ers. | Ers.d. | OP.040 | 3177-F00 | Bl.119 / 160 Bl |

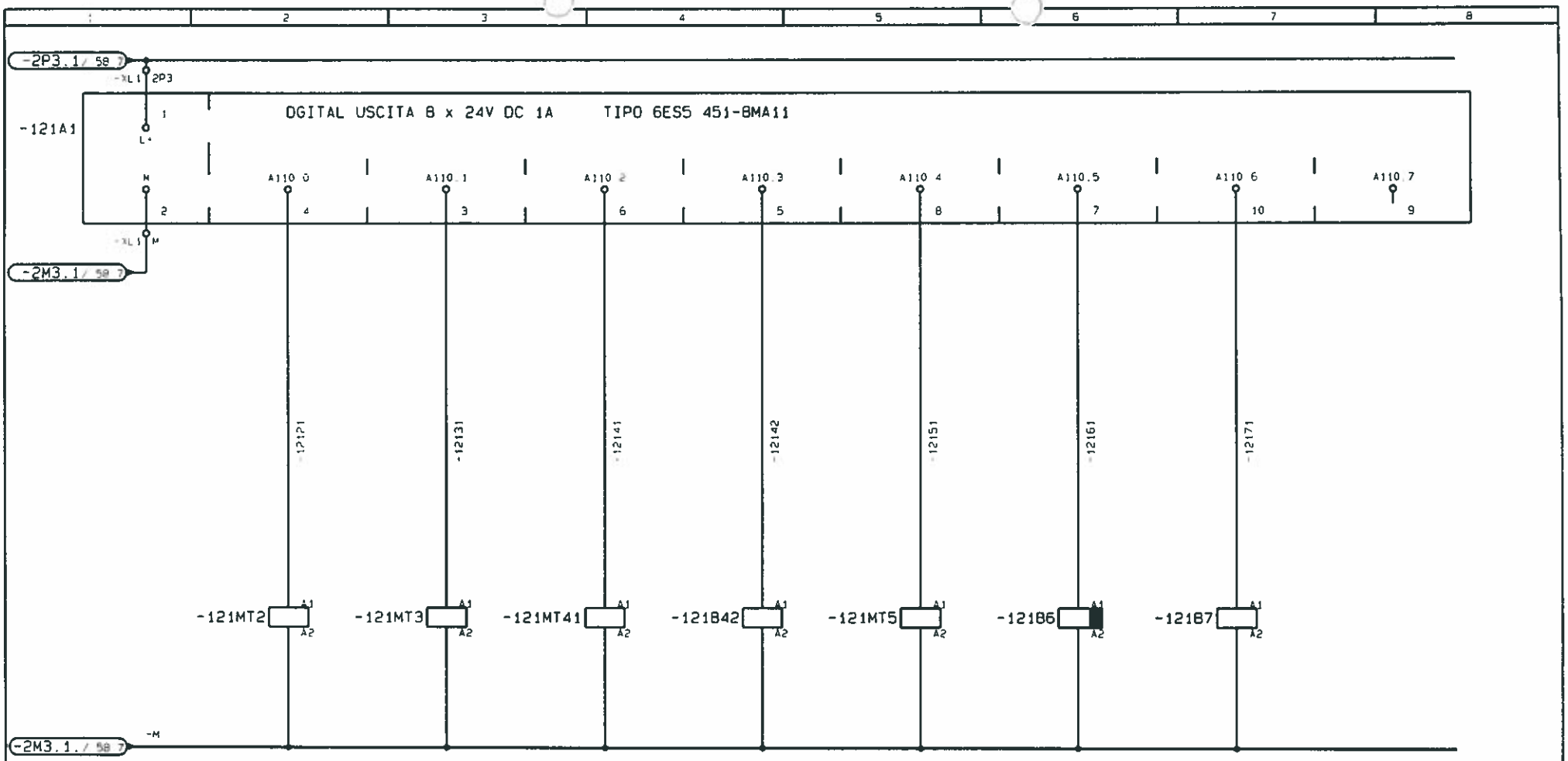


| RELAIS AZIONAMENTO TAVOLA DI APPOGGIO | RELAIS MOTORE TUNNEL UTENSILI ALZARE | RELAIS MOTORE ABBASSAMENTO TUNNEL UTENSILI | SBLOCCARE FRENO CORSA TUNNEL UTENSILI | RELAIS MOTORE ROTAZIONE TUNNEL UTENSILI | AZIONAMENTO DISINSERITO | AZIONAMENTO INSERITA (IMPULSO) | RISERVA |
|---|---|---|---|---|---|---|---|
| NA / NC | NA / NC | NA / NC | NA / NC | NA / NC | NA / NC | NA / NC | |
| 11.2 | 10.2 | 10.3 | 53.4 | 10.5 | 20.5 | 20.5 | |
| 11.2 | 10.2 | 10.3 | 53.5 | 10.5 | | | |
| 11.2 | 10.2 | 10.3 | | 10.5 | | | |
| 53.6 | | | | | | | |

ARMADIO PRINCIPALE
119

+S1
122

| | | | | | | | | |
|---|---|---|---|---|---|---|---|---|
| | | | Datum | 09.12.92 | F.M.A | KARL KLINK GmbH Pforzheim WII | SCHEMA ELETTRICO | STP3088 | =03 |
| | | | Bearb. | 3004 | Kom.: 3088 Masch.Typ RKWM | | | | |
| | | | Gepr. | 25.02.93 | | | | OP.040 | 3177-F00 | Bl.121 |
| Änderung | Datum | Name | Norm | | Urspr | Ers | Ers d. | | | 160 Bl |

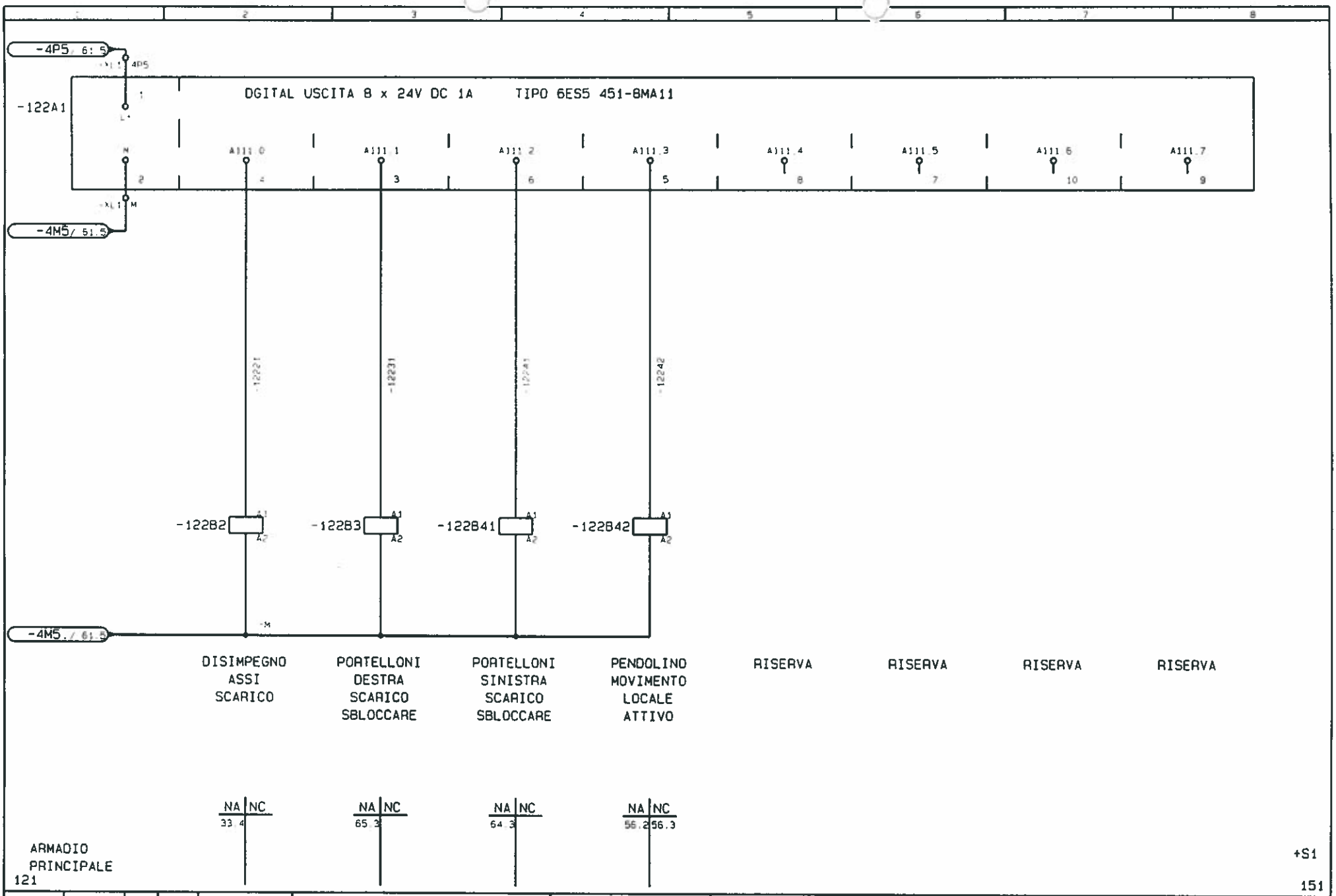


| | | | | | | | | | |
|---|---|---|---|---|---|---|---|---|---|
| | | | Datum | 09.12.92 | F.M.A | KARL KLINK GmbH | SCHEMA ELETTRICO | STP3088 | =03 |
| | | | Bearb. | 3004 | Kom.: 3088 Masch.Typ RKWM | Pforzheim WII | | | |
| | | | Gepr. | 25.02.93 | | | | OP.040 | 3177-F00 |
| Änderung | Datum | Name | Norm | | Urspr. / Ers. | Ers.d. | | | Bl.122 / 160 Bl |

# PIATTAFORMA DI MONTAGGIO

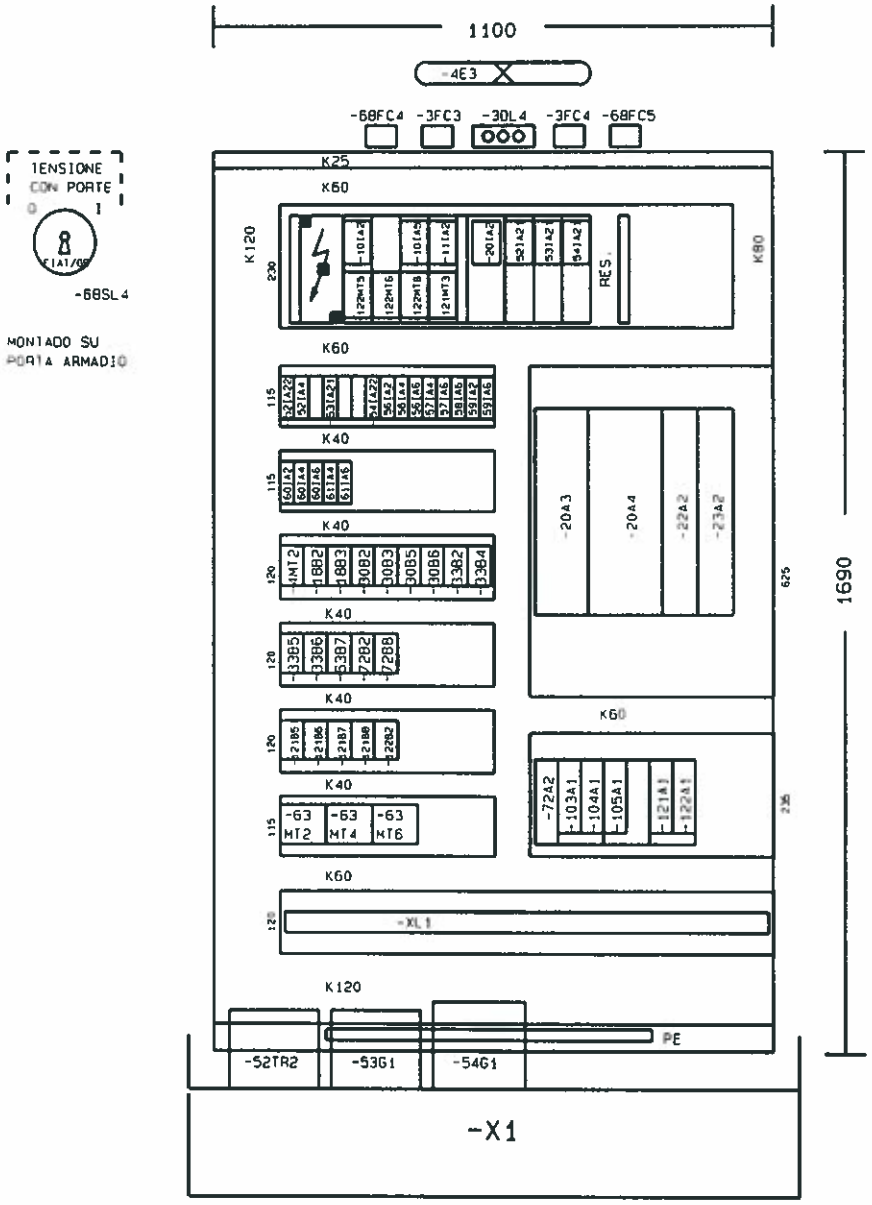


GRUPPO =03

122

153

| | | | | | | | | | |
|---|---|---|---|---|---|---|---|---|---|
| | | | Datum | 17.11.92 | F.M.A. | KARL KLINK GmbH | SCHEMA ELETTRICO | ESTP3088 | =03 |
| | | | Bearb. | sr | Kom.: 3088 Masch.Typ AKWM | Pforzheim WII | | | |
| | | | Gepr. | 22.02.93 | | | | OP.040 | 3177-F00 |
| Änderung | Datum | Name | Norm | | Urspr | Ers.f | Ers.d | | Bl.151 / 160 Bl |

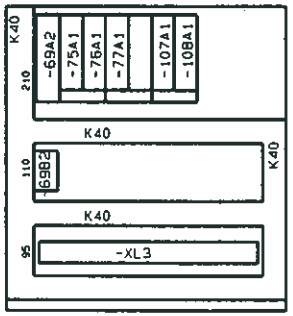


-X3

PANNELLO DI COMANDO SCARICO

PIATTAFORMA DI MONTAGGIO

549x570

Gehäuse AE 1360
600x600x350
Fab Rittal

151

GRUPPO =03

| | | | | | | | | | |
|---|---|---|---|---|---|---|---|---|---|
| | | | Datum | 17.11.92 | F.M.A. | KARL KLINK GmbH | SCHEMA ELETTRICO | ESTP3088 | =03 155 |
| | | | Bearb. | sr | Kom.: 3088 Masch.Typ RKWM | Pforzheim WII | | | |
| | | | Gepr. | 22.02.93 | | | | OP.040 | 3177-F00 |
| Änderung | Datum | Name | Norm | | Urspr. / Ers | Ers.d. | | | Bl.153 / 160 Bl |

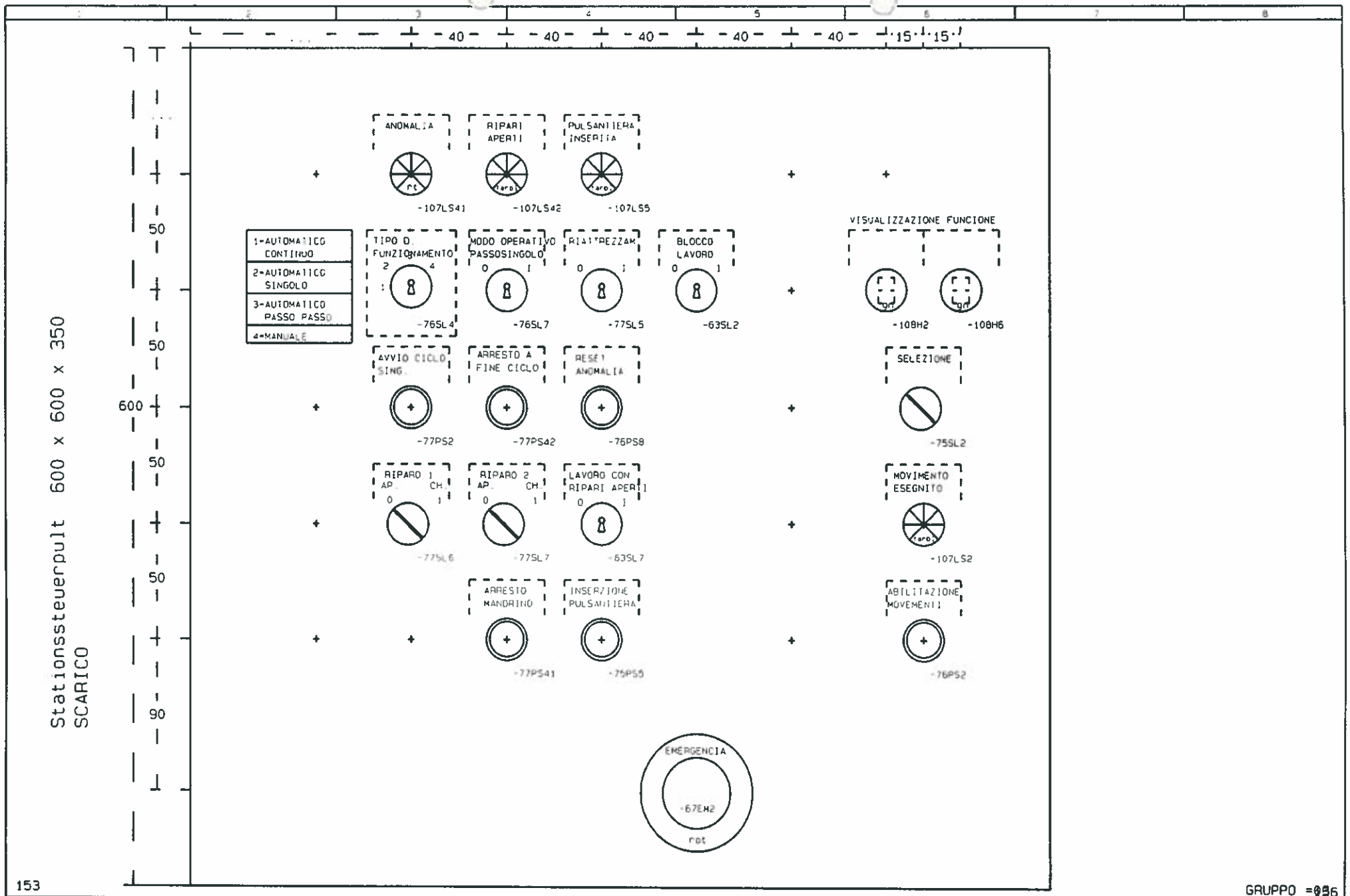


153

GRUPPO =036

| | | | | | | | | | |
|---|---|---|---|---|---|---|---|---|---|
| | | | Datum | 01.03.93 | F.M.A. | KARL KLINK GmbH | SCHEMA ELETTRICO | ESTP3088 | =03 |
| | | | Bearb. | sr | Kom.: 3088 Masch.Typ RKWM | Pforzheim WII | | | |
| | | | Gepr. | 01.03.93 | | | | OP.040 | 3177-F00 |
| Änderung | Datum | Name | Norm | | Urspr. / Ers. | Ers.d. | | | B1.155 / 160 B1 |

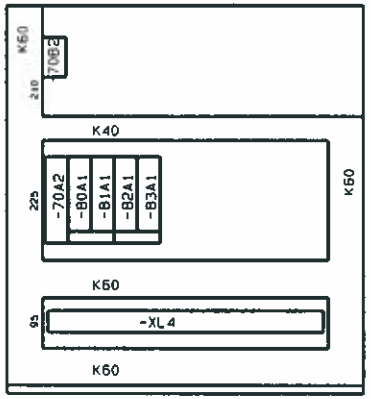


-X4

SCARICO SINESTRA

PIATTAFORMA DI MONTAGGIO

700x730

Gehäuse: AE 1073
760x760x300
Fab Rittal

GRUPPO =03

155

157

| | | | | | | | | | |
|---|---|---|---|---|---|---|---|---|---|
| | | | Datum | 17.11.92 | F.M.A. | KARL KLINK GmbH | SCHEMA ELETTRICO | ESTP3088 | =03 |
| | | | Bearb. | sr | | Pforzheim WII | | | |
| | | | Gepr.: | 22.02.93 | Kom.: 3088 Masch.Typ RKWM | | | | |
| Änderung | Datum | Name | Norm | | Urspr. / Ers | Ers.d. | | OP.040 / 3177-F00 | BI 156 / 160 BI |

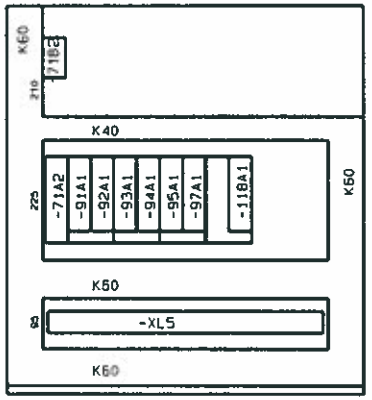


-X5

SCARICO DESTRO

PIATTAFORMA DI MONTAGGIO

700x730

Genàuse AE 1073
760x760x300
Fab Rittal

GRUPPO =03

156

160

| | | | | | | | | | |
|---|---|---|---|---|---|---|---|---|---|
| | | | Datum | 17.11.92 | F.M.A. | KARL KLINK GmbH | SCHEMA ELETTRICO | ESTP3088 | =03 |
| | | | Bearb | sc | Kom.: 3088 Masch.Typ RKWM | Pforzheim WII | | | |
| | | | Gepr. | 22.02.93 | | | | | |
| Änderung | Datum | Name | Norm | | Urspr. | Ers. | Ers.d. | OP.040 | 3177-F00 | Bl.157 / 160 Bl |