CAVO COLLEGAMENTO "QE" → CASSETTA "BM"

1) 00305
2) 00305
3) 00806
4) 02002
5) 02003
6) 02004
7) 02101
8) 02102
9) 02103
10)
11)

12x1

BM1

1) 30001
2) 30002
3) 30003
4) 30003
5) 30004
6) 30004

2x1

BM2

SCHEMA CASSETTA "BM"

CAVI COLLEGAMENTO CASSETTINE TRAVERSA

1) 00305
2) 00305
3) 02102
4) 02103
5)
6)
7) 30002
8) 32101
9) 32103

10x1,5

CT1

1) 00305
2) 00305
3) 02002
4) 02003
5) 02004
6) 02101
7)
8) 30002
9) 32102
10) 32203
11)

12x1

CT2

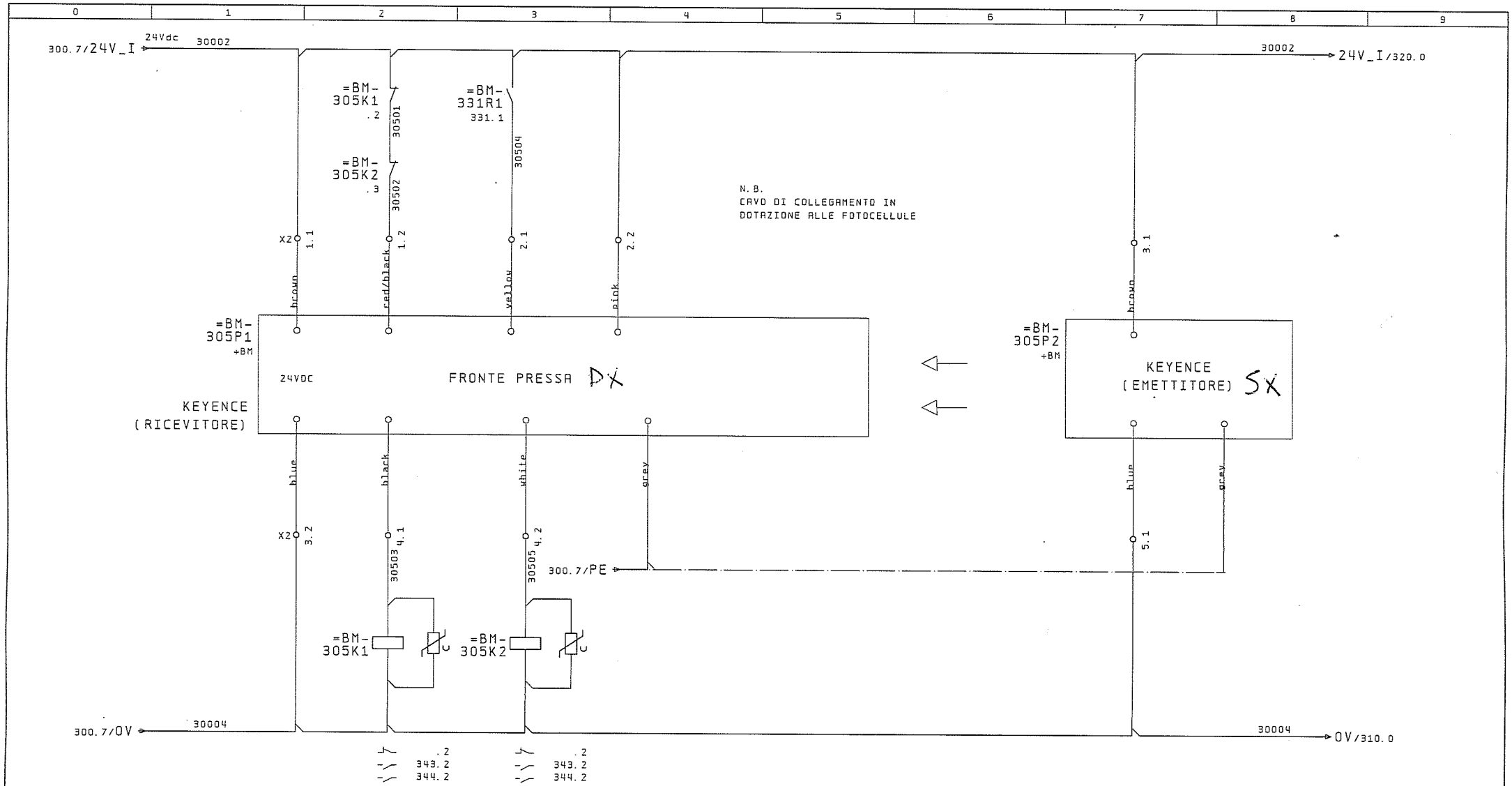
0 1 2 3 4 5 6 7 8 9
300.7/24V_I
24Vdc
30002
30002
24V_I/320.0
=BM-305K1
.2
30501
=BM-331R1
331.1
30504
=BM-305K2
.3
30502
N.B.
CAVO DI COLLEGAMENTO IN
DOTAZIONE ALLE FOTOCELLULE
X2
1.1
1.2
2.1
2.2
3.1
brown
red/black
yellow
pink
brown
=BM-305P1
+BM
24VDC
FRONTE PRESSA DX
KEYENCE
(RICEVITORE)
=BM-305P2
+BM
KEYENCE
(EMETTITORE) SX
blue
black
white
grey
blue
grey
X2
3.2
4.1
4.2
5.1
30503
30505
300.7/PE
=BM-305K1
=BM-305K2
300.7/0V
30004
30004
0V/310.0
.2
343.2
344.2
.2
343.2
344.2
300
306
310
Data
Diseg. MDM
Plot. 13.Gen.2013
2012_0848
PRESSA GALDABINI
BARRIERA FOTOELETTRICA
FRONTE PRESSA
=BM
+
Pag 305

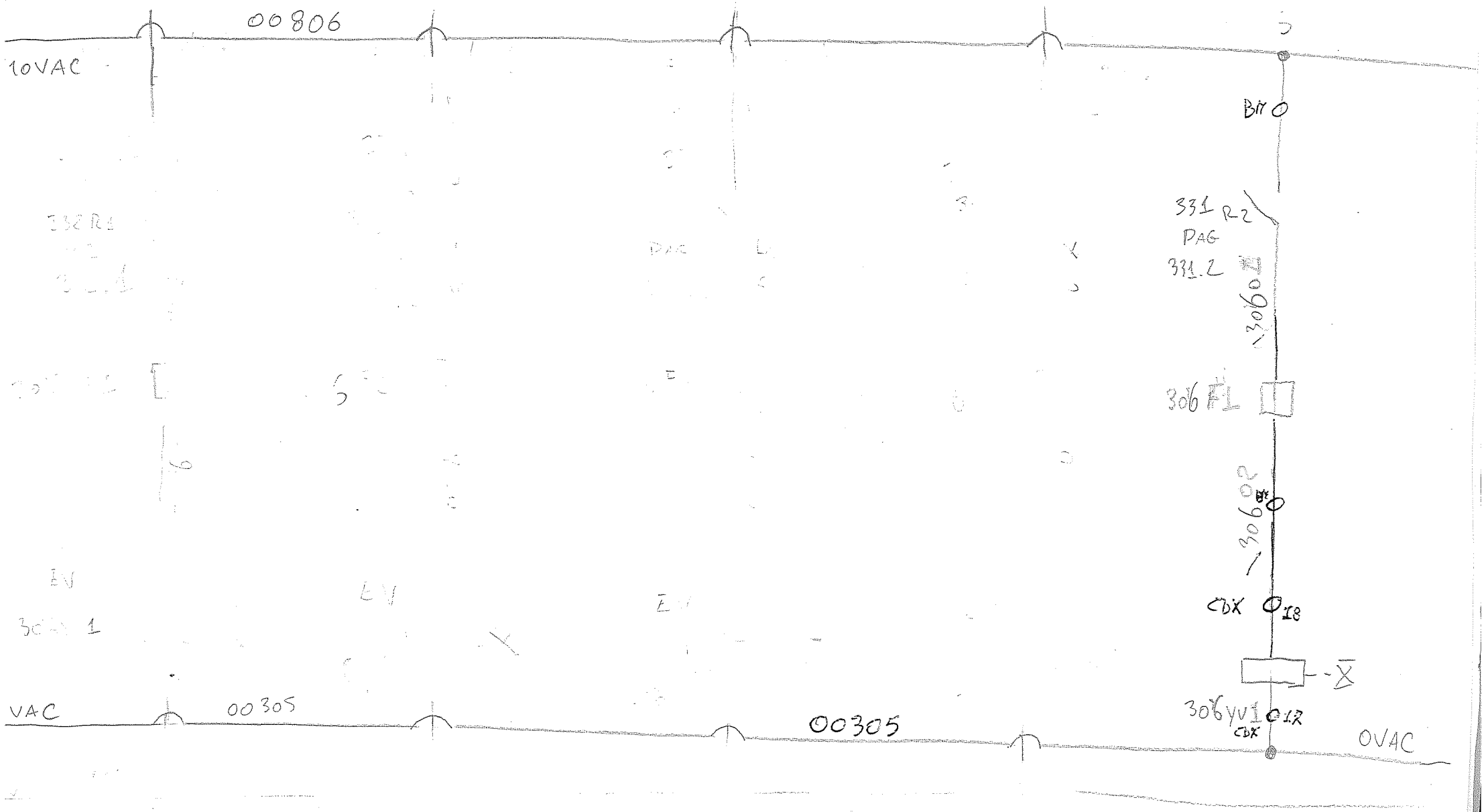

E.V
POMPA LUBRIFICAZIONE
GRASSO

PAG 306

SEGUE PAG 310

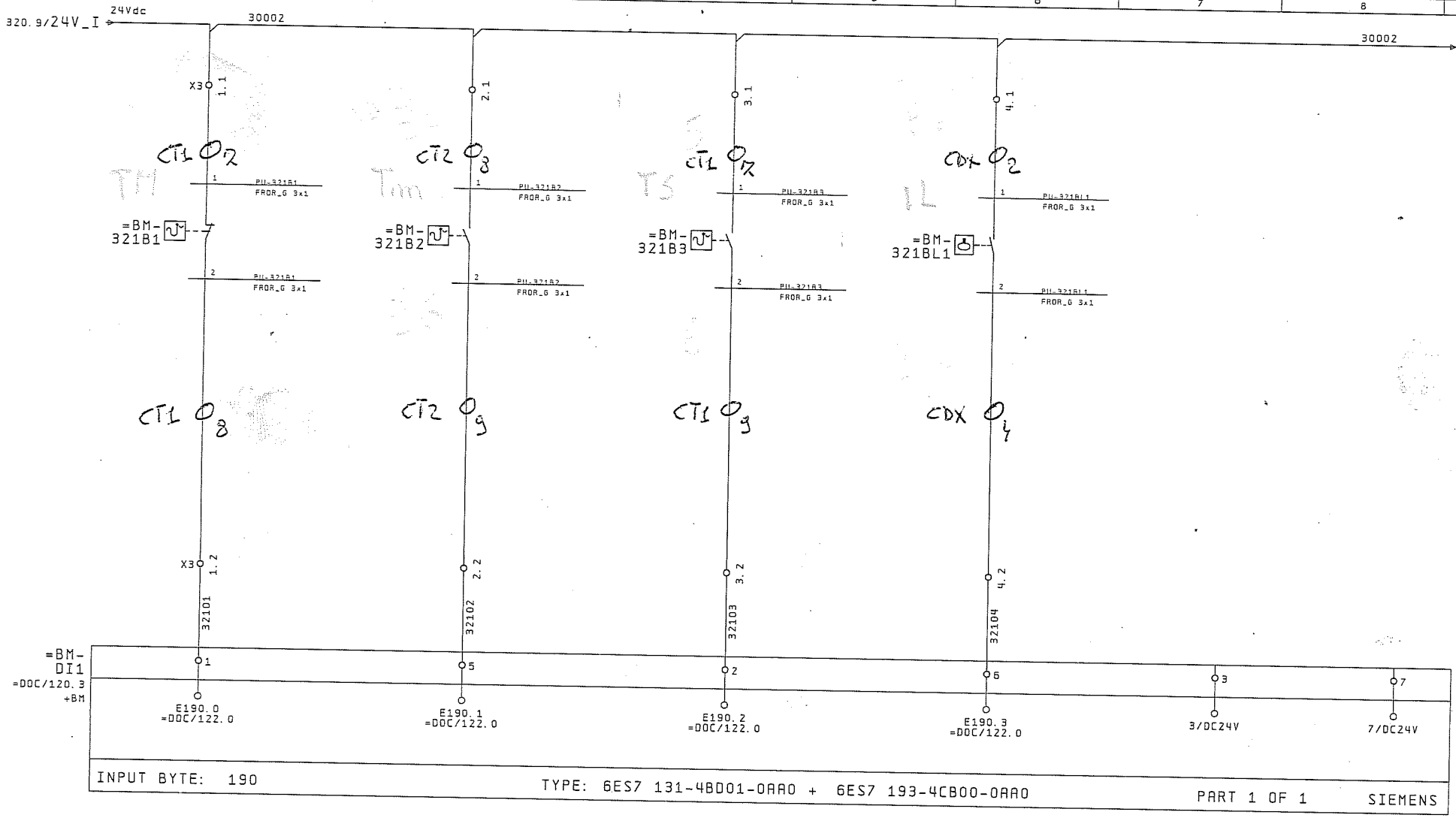
0 1 2 3 4 5 6 7 8 9
320.9/24V_I
24Vdc
30002
30002
24V_I/322.0
X3
1.1
2.1
3.1
4.1
CT1 O2
CT2 O8
CT1 O7
CDX O2
PU-321B1
PU-321B2
PU-321B3
PU-321BL1
FROR_G 3x1
=BM-321B1
=BM-321B2
=BM-321B3
=BM-321BL1
CT1 O8
CT2 O9
CT1 O9
CDX O7
1.2
2.2
3.2
4.2
32101
32102
32103
32104
=BM-DI1
=DOC/120.3
+BM
E190.0
=DOC/122.0
E190.1
=DOC/122.0
E190.2
=DOC/122.0
E190.3
=DOC/122.0
3/DC24V
7/DC24V
INPUT BYTE: 190
TYPE: 6ES7 131-4BD01-0AA0 + 6ES7 193-4CB00-0AA0
PART 1 OF 1
SIEMENS
MASSIMA TEMPERATURA OLIO
MINIMA TEMPERATURA OLIO
PRESSIONE COMANDO ELETTROV. CIRCUITO DI RAFFREDDAMENTO
MINIMO LIVELLO OLIO NEL BASAMENTO
320
322
(in cent. trav.)
Data
Diseg. MDM
Plot 13 Gen 2013
2012_0848
PRESSA GALDABINI
PLC/ MODULO INGRESSI DIGITALI
DI1 EB190 BIT 0 - 3
=BM
+

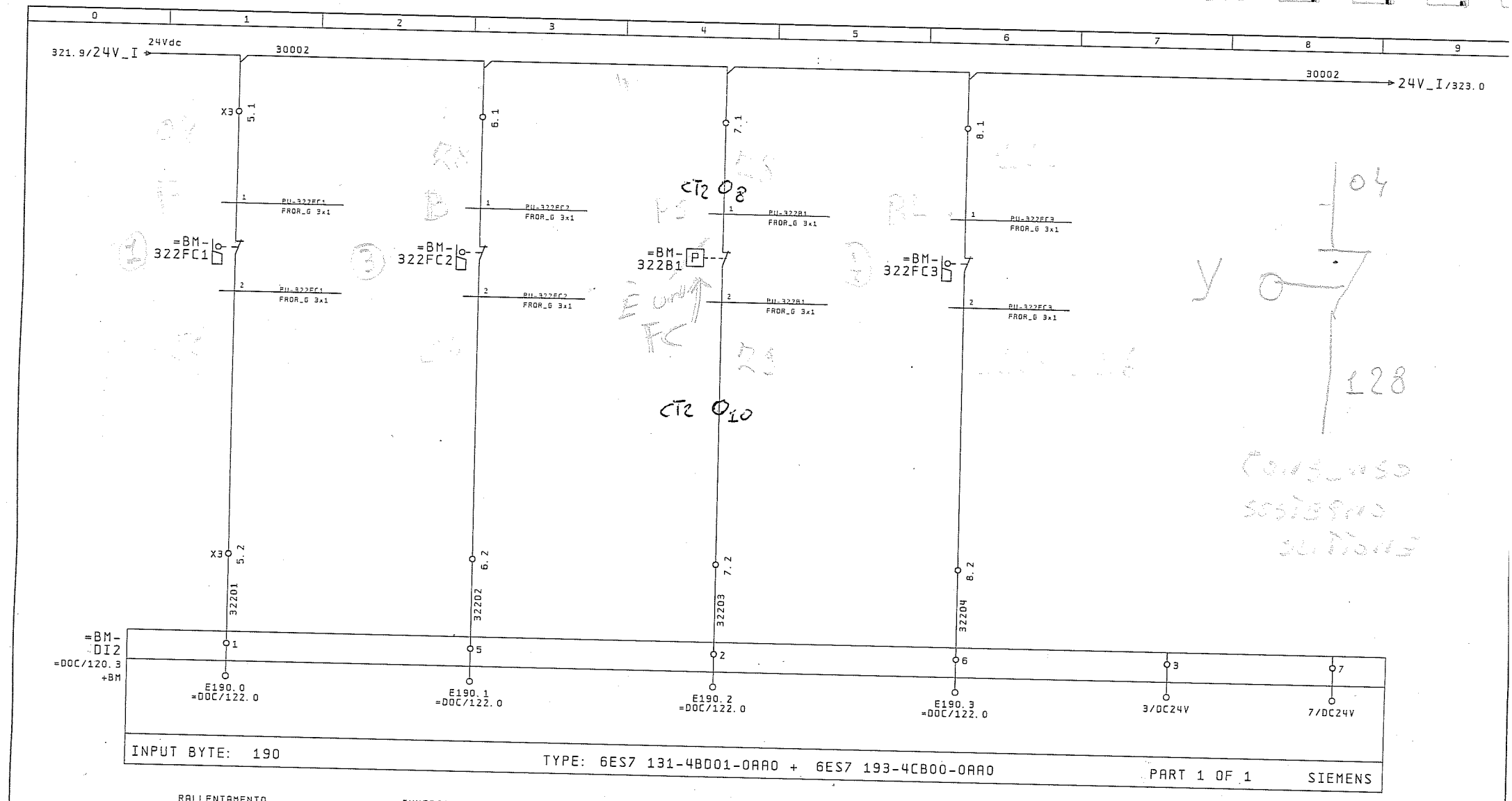

321

			Data		2012_0848
			Diseg.	MDM	PRESSA GALDABINI
			Plot.	13. Gen. 2013	
Modifiche	Data	Nome	Norm.		

PLC/ MODULO INGRESSI DIGITALI
DI1 EB190 BIT 4...7

=BM
+

323

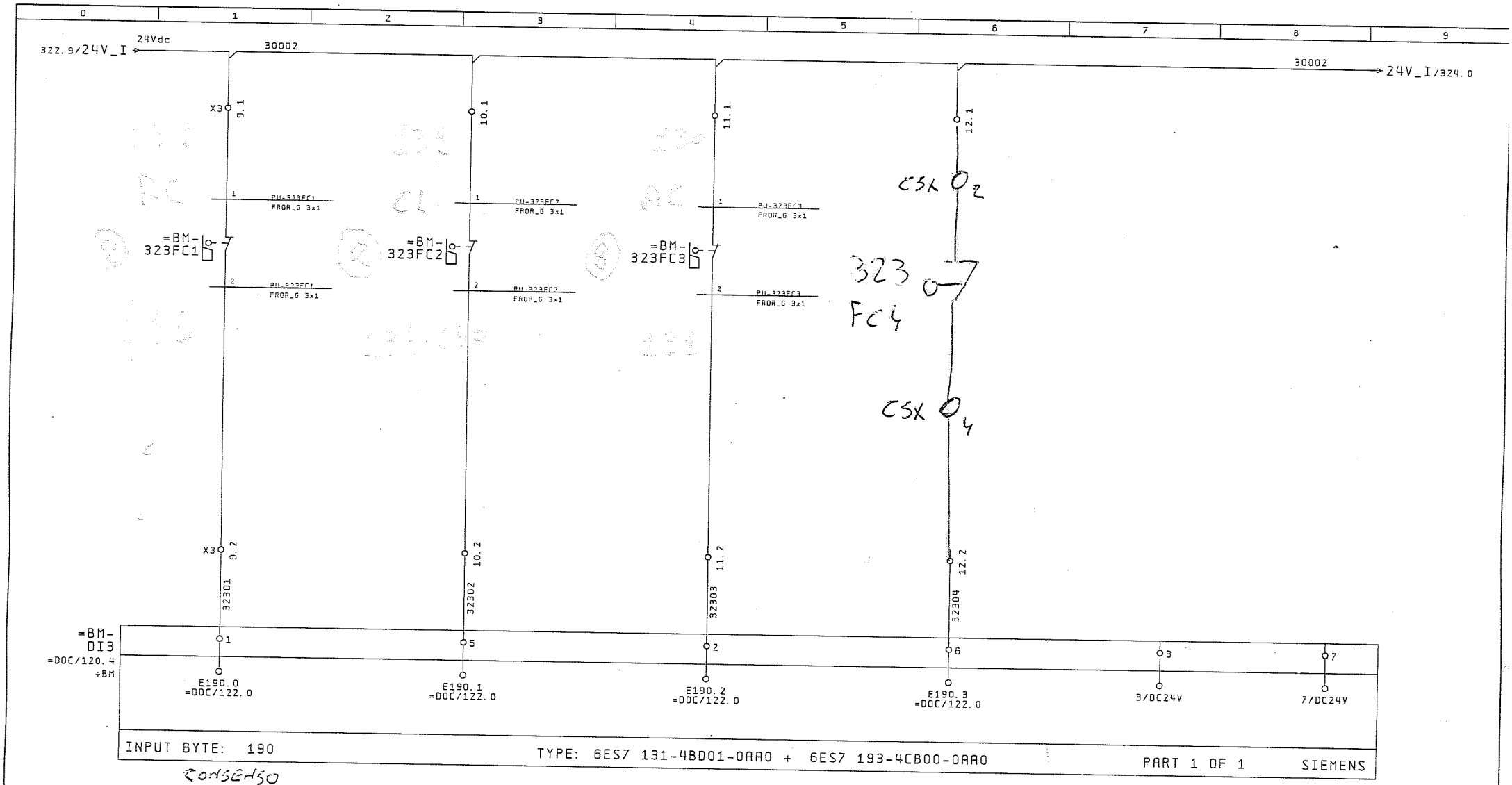

322

324

			Data		2012_0848
			Diseg.	MDM	PRESSA GALDABINI
			Plot.	13. Gen. 2013	
Modifiche	Data	Nome	Norm.		

PLC/ MODULO INGRESSI DIGITALI
DI1 EB190 BIT 0...3

=BM
+

Pag.323

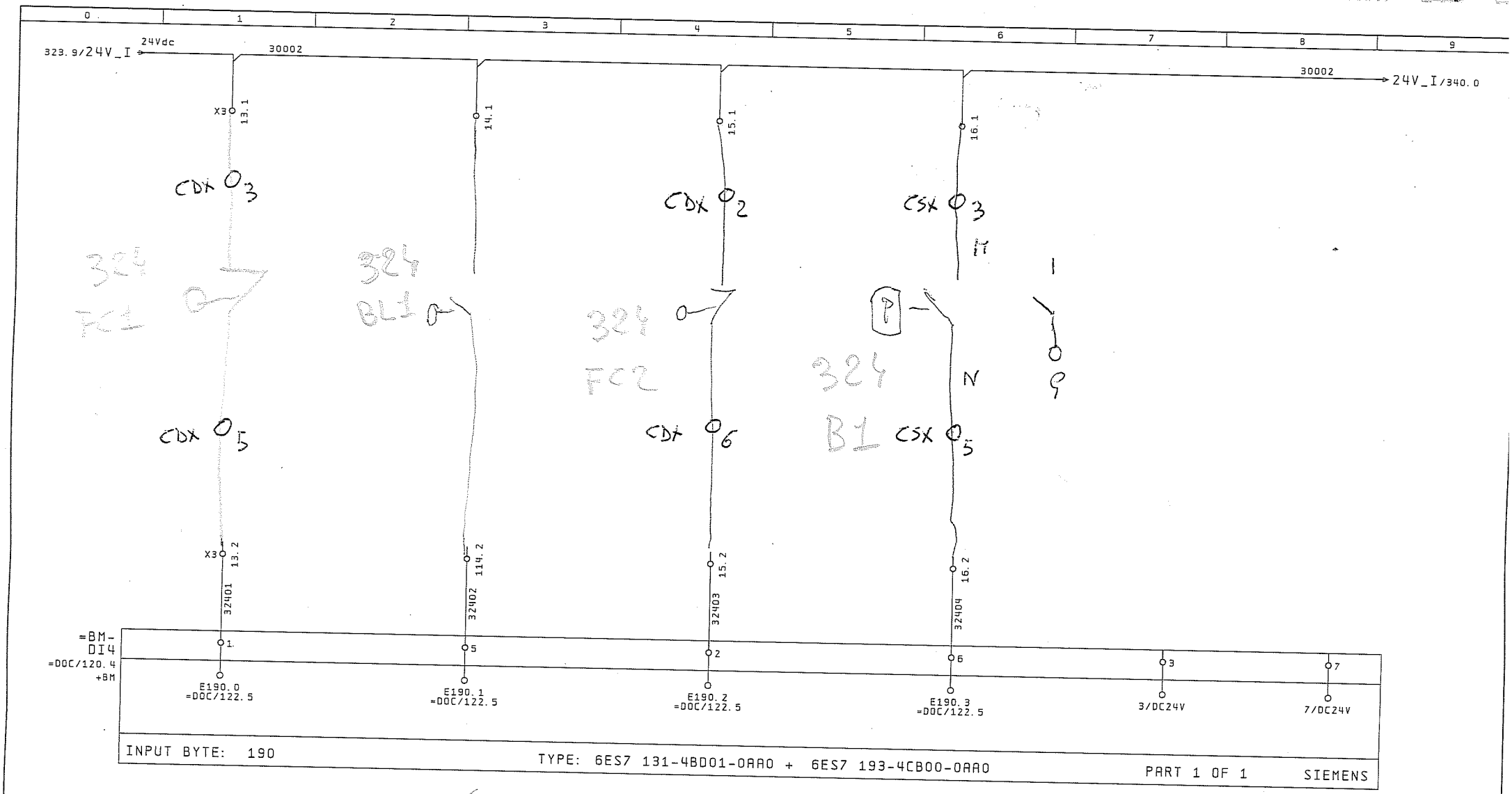

323

330

			Data	
			Diseg.	MDM
			Plot.	13.Gen.2013
Modifiche	Data	Nome	Norm	

2012_0848
PRESSA GALDABINI

PLC/ MODULO INGRESSI DIGITALI
DI1 EB190 BIT 4...7

=BM
+

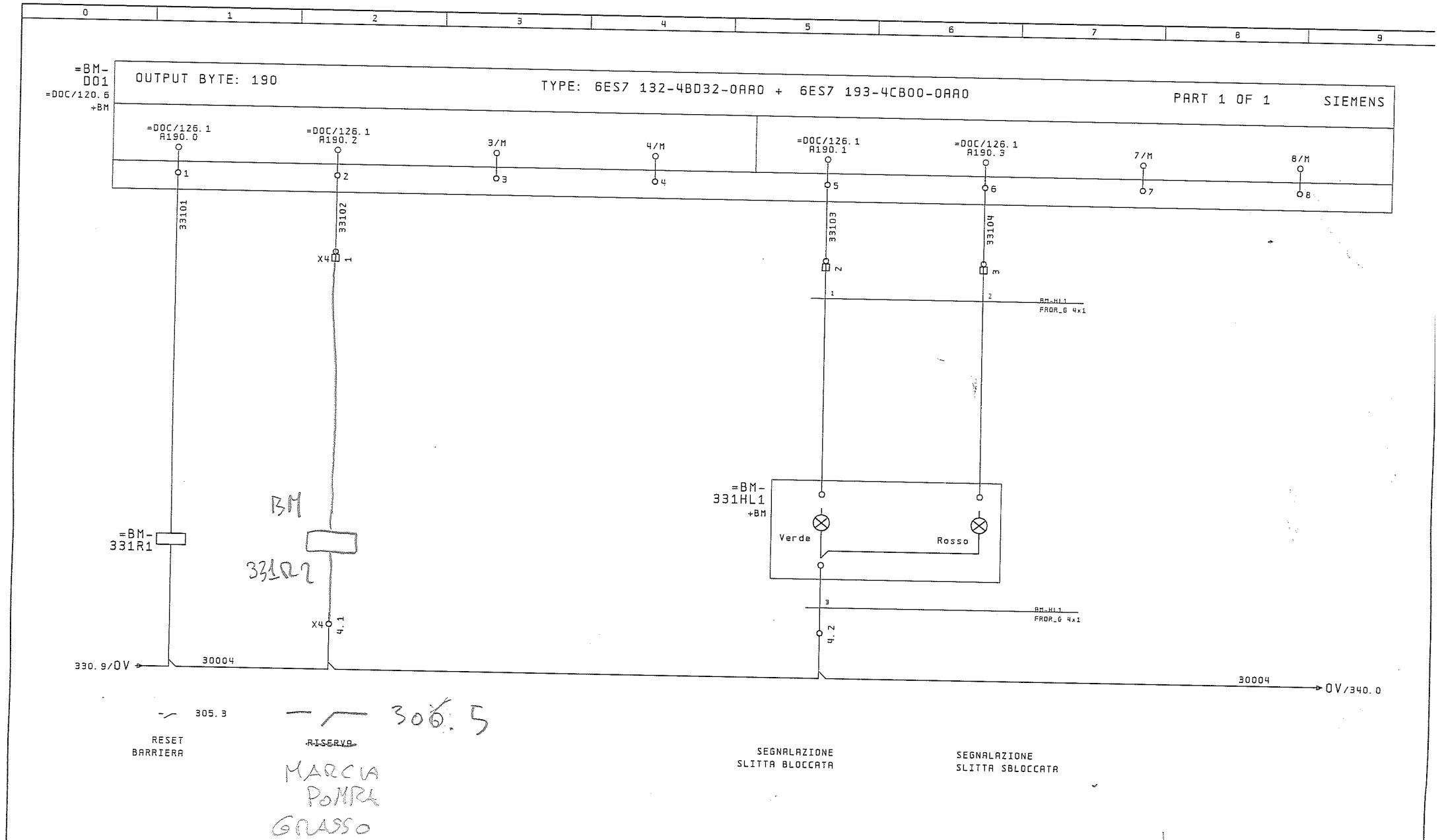
=BM-
D01
=DOC/120.6
+BM
OUTPUT BYTE: 190
TYPE: 6ES7 132-4BD32-0AA0 + 6ES7 193-4CB00-0AA0
PART 1 OF 1
SIEMENS
=DOC/126.1
A190.0
=DOC/126.1
A190.2
3/M
4/M
=DOC/126.1
A190.1
=DOC/126.1
A190.3
7/M
8/M
33101
33102
33103
33104
X4
=BM-
331R1
BM
331R2
=BM-
331HL1
+BM
Verde
Rosso
BM-HL1
FROR_G 4x1
330.9/0V
30004
OV/340.0
305.3
306.5
RESET
BARRIERA
~~RISERVA~~
MARCIA
POMPA
GRASSO
SEGNALAZIONE
SLITTA BLOCCATA
SEGNALAZIONE
SLITTA SBLOCCATA
330
339
340
Data
Diseg.
MDM
Plot.
13.Gen.2013
Norm.
Modifiche
Data
Nome
2012_0848
PRESSA GALDABINI
PLC/ MODULO USCITE DIGITALI
D01 AB190 BIT 0...3
=BM
+
Pag.331

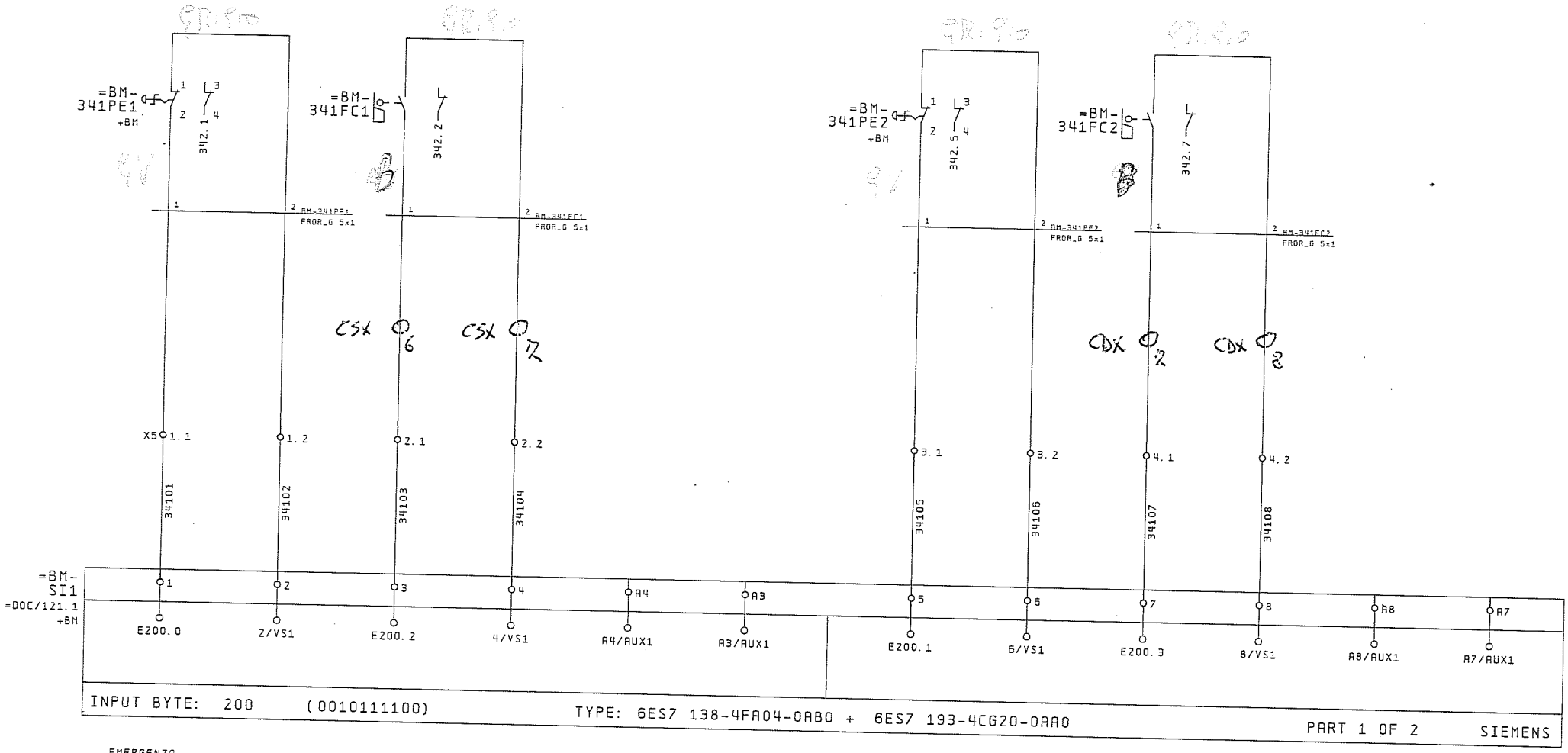

340

342

			Data		2012_0848
			Diseg.	MDM	PRESSA GALDABINI
			Plot.	13.Gen.2013	
Modifiche	Data	Nome	Norm.		

PLC/ MODULO INGRESSI SAFETY
SI1 EB200 BIT 0...3

=BM
+

Pag 341
346

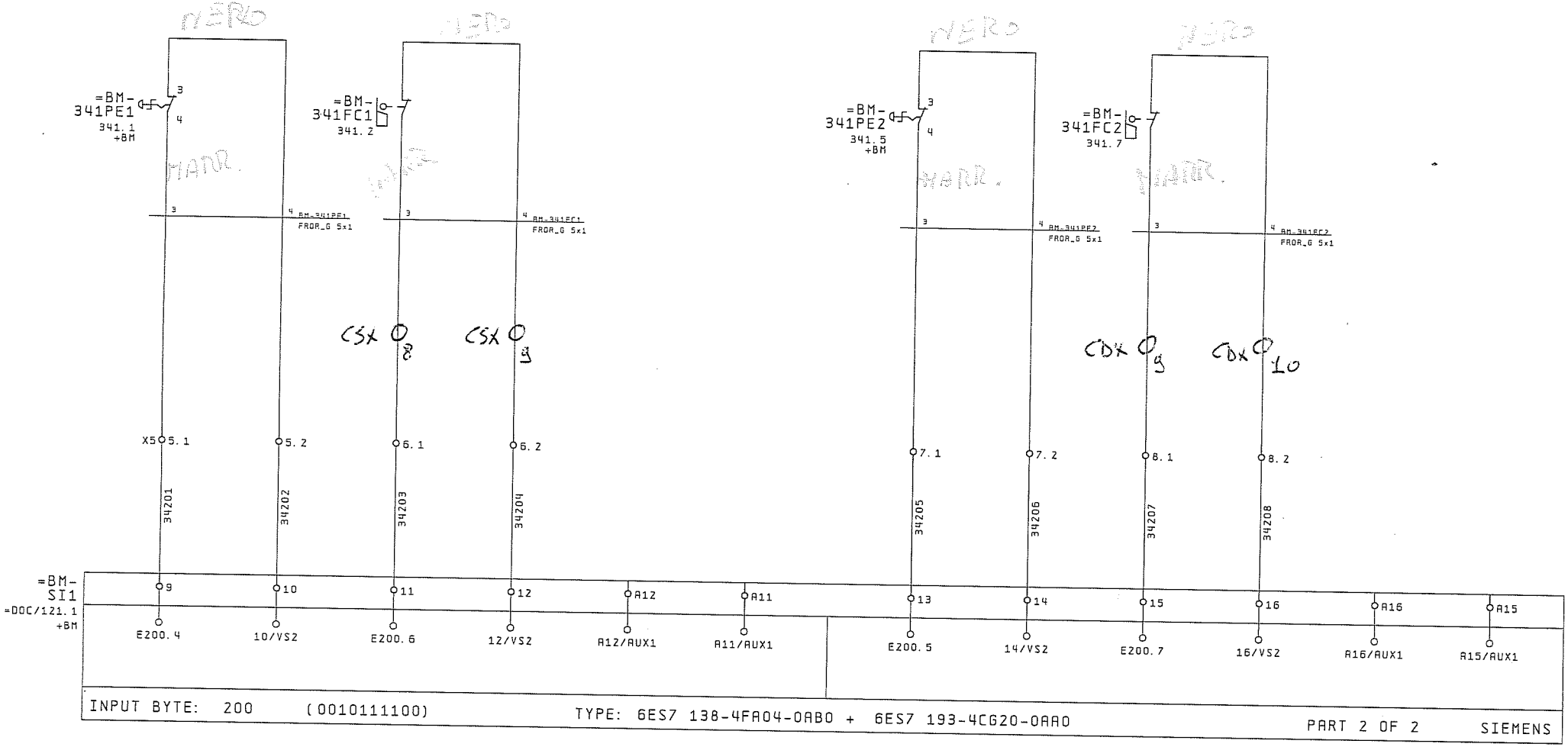

341

343

			Data		2012_0848	PLC/ MODULO INGRESSI SAFETY
			Diseg.	MDM	PRESSA GALDABINI	SI1 EB200 BIT 4...7
			Plot.	13. Gen. 2013		
Modifiche	Data	Nome	Norm.			

=BM
+

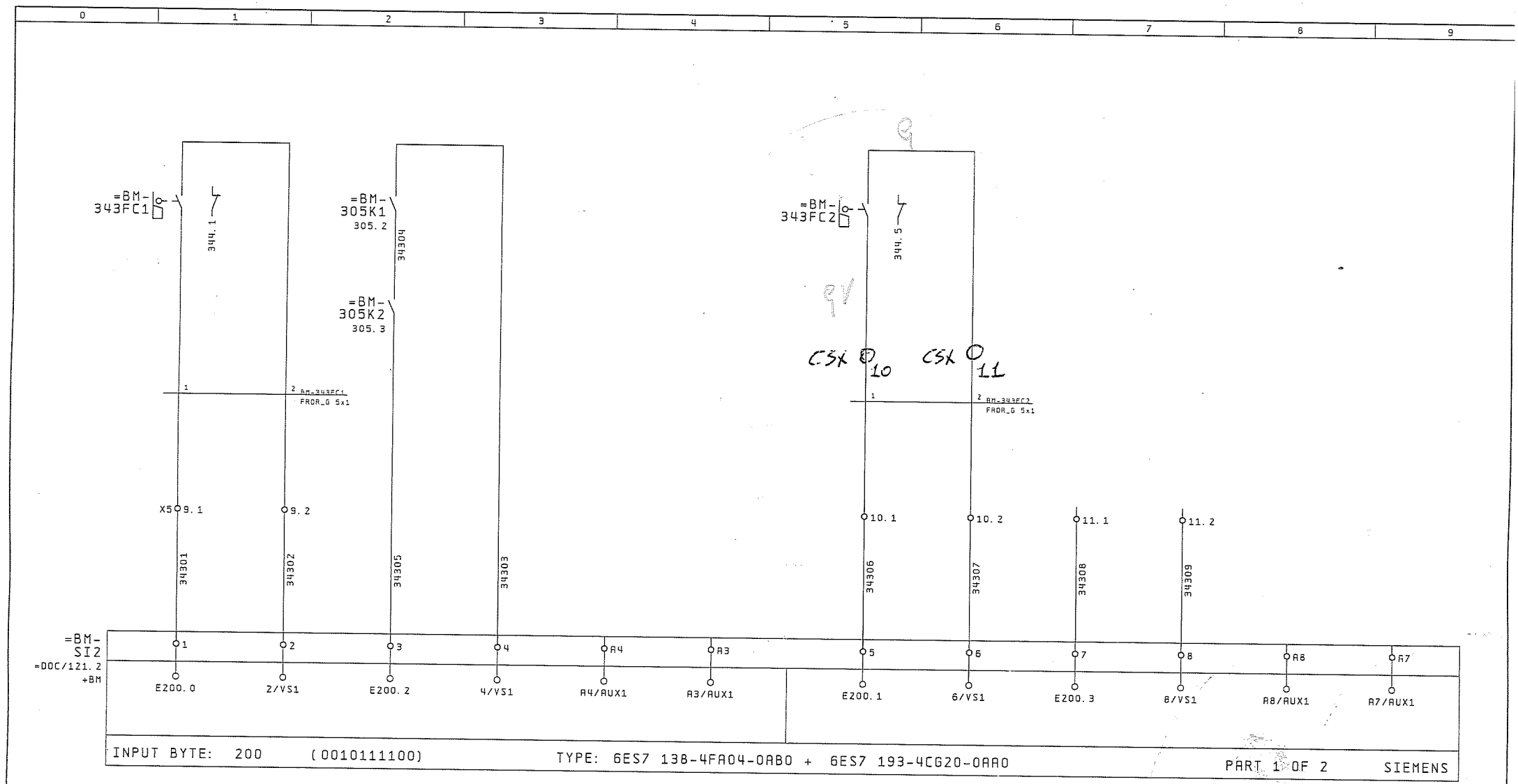

342

344

			Data		2012_0848	PLC/ MODULO INGRESSI SAFETY	=BM
			Diseg.	MDM	PRESSA GALDABINI	SI1 EB200 BIT 0...3	+
			Plot.	13. Gen. 2013			Pag 343
Modifiche	Data	Nome	Norm.				346

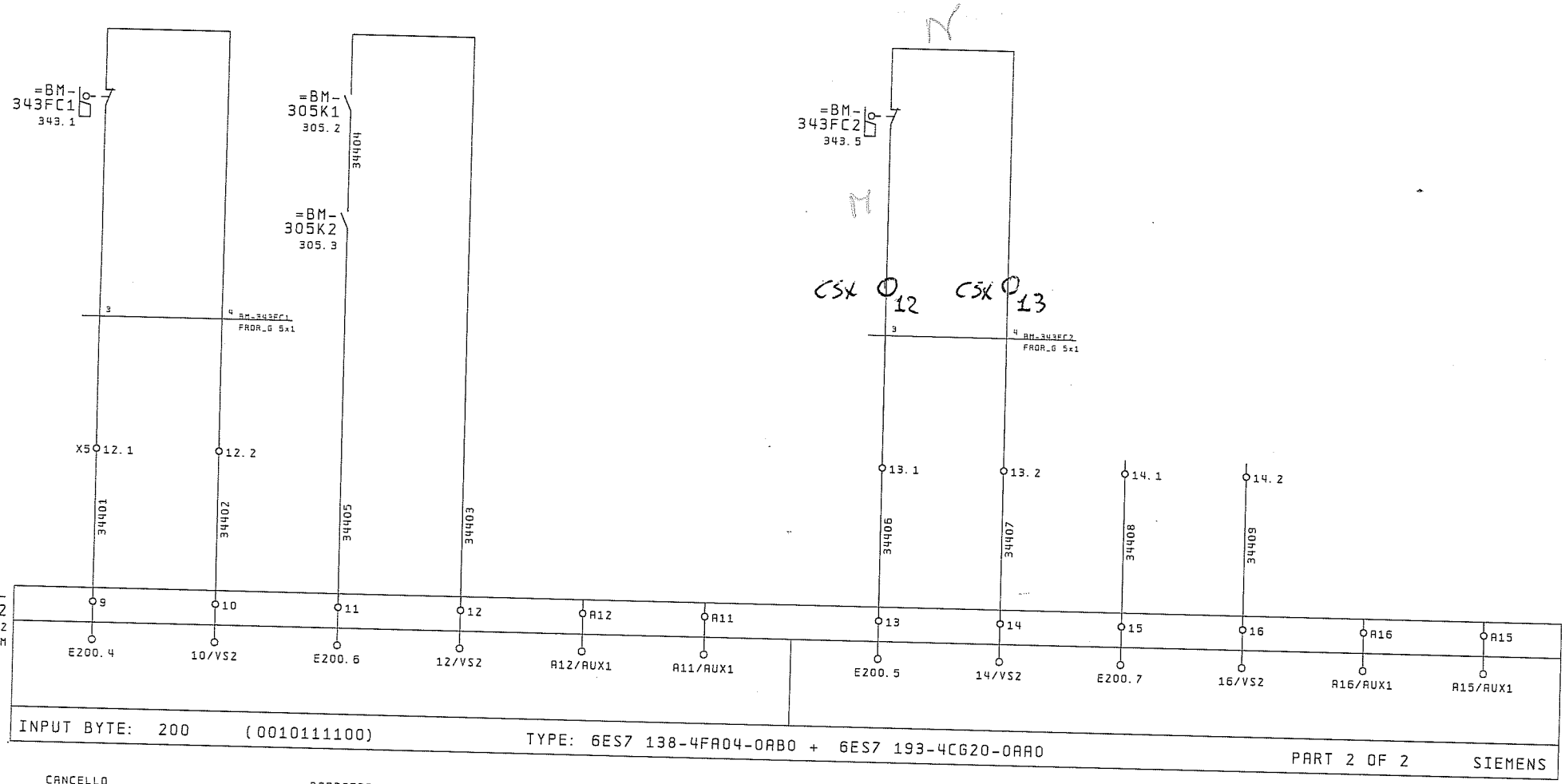

343

345

			Data		2012_0848	PLC/ MODULO INGRESSI SAFETY	=BM
			Diseg.	MDM	PRESSA GALDABINI	SI1 EB200 BIT 4...7	+
			Plot.	13. Gen. 2013			
Modifiche	Data	Nome	Norm.				

Pag 344

346

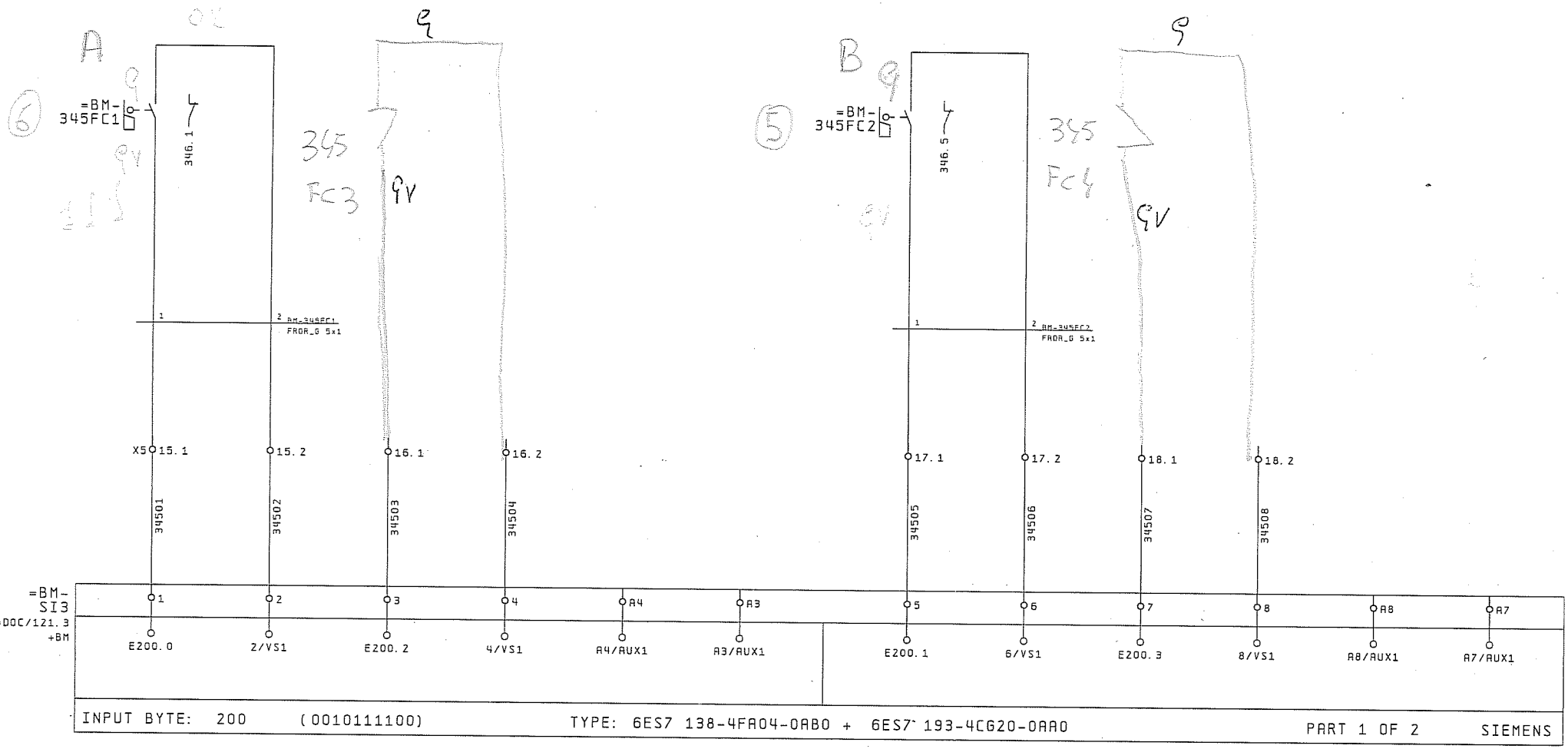

F.C. P.M.S.
CH1

RISERVA

F.C. CHIUSURA
STAMPO E
AUTORISALITA
CH1

RISERVA

344

346

			Data		2012_0848	PLC/ MODULO INGRESSI SAFETY	=BM
			Diseg.	MDM	PRESSA GALDABINI	SI1 EB200 BIT 0...3	+
			Plot.	13.Gen.2013			Pag 345
Modifiche	Data	Nome	Norm.				346

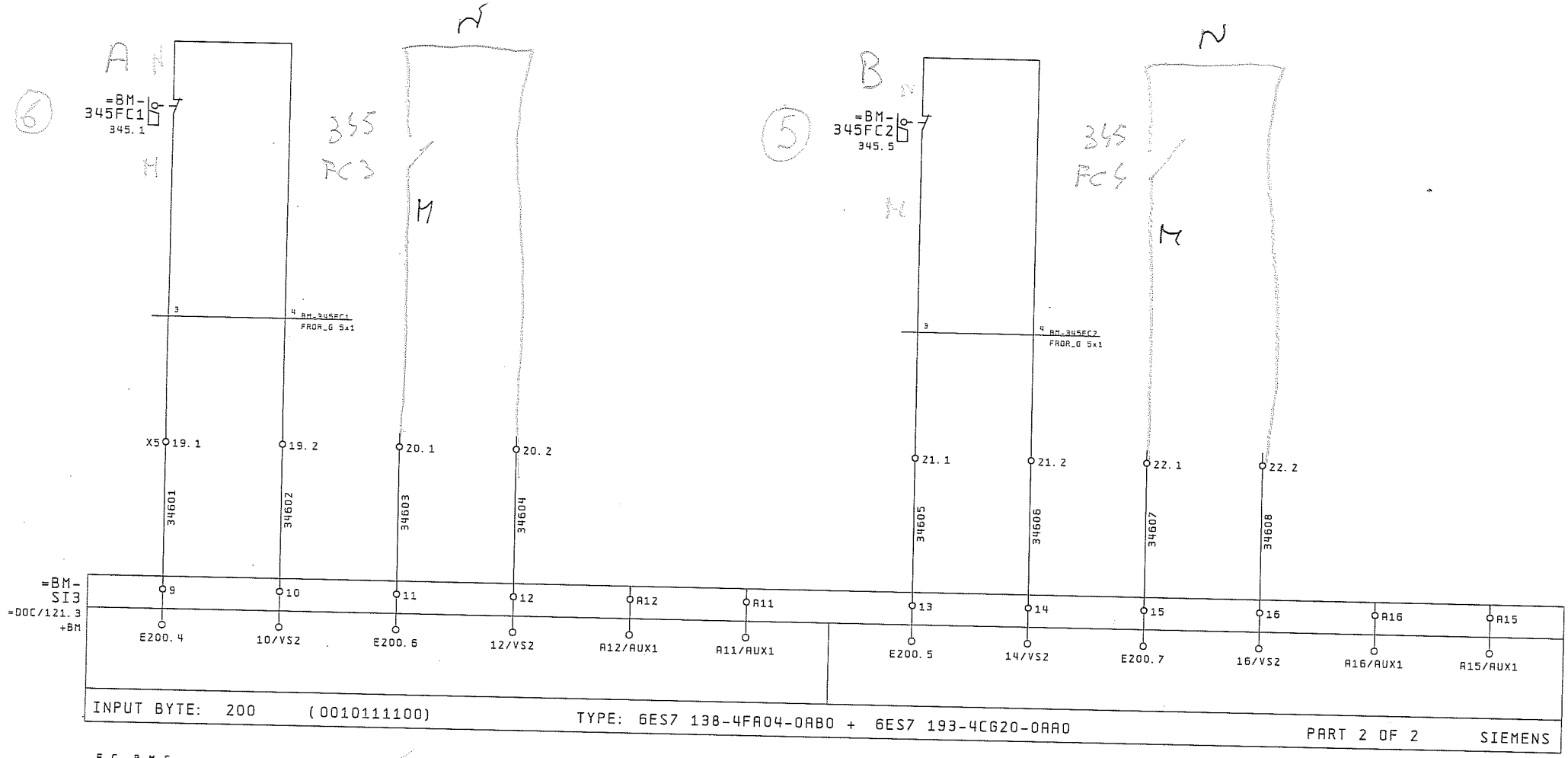

345

			Data		2012_0848
			Diseg.	MDM	PRESSA GALDABINI
			Plot.	13. Gen. 2013	
Modifiche	Data	Nome	Norm.		

PLC/ MODULO INGRESSI SAFETY
SI1 EB200 BIT 4...7

=BM
+

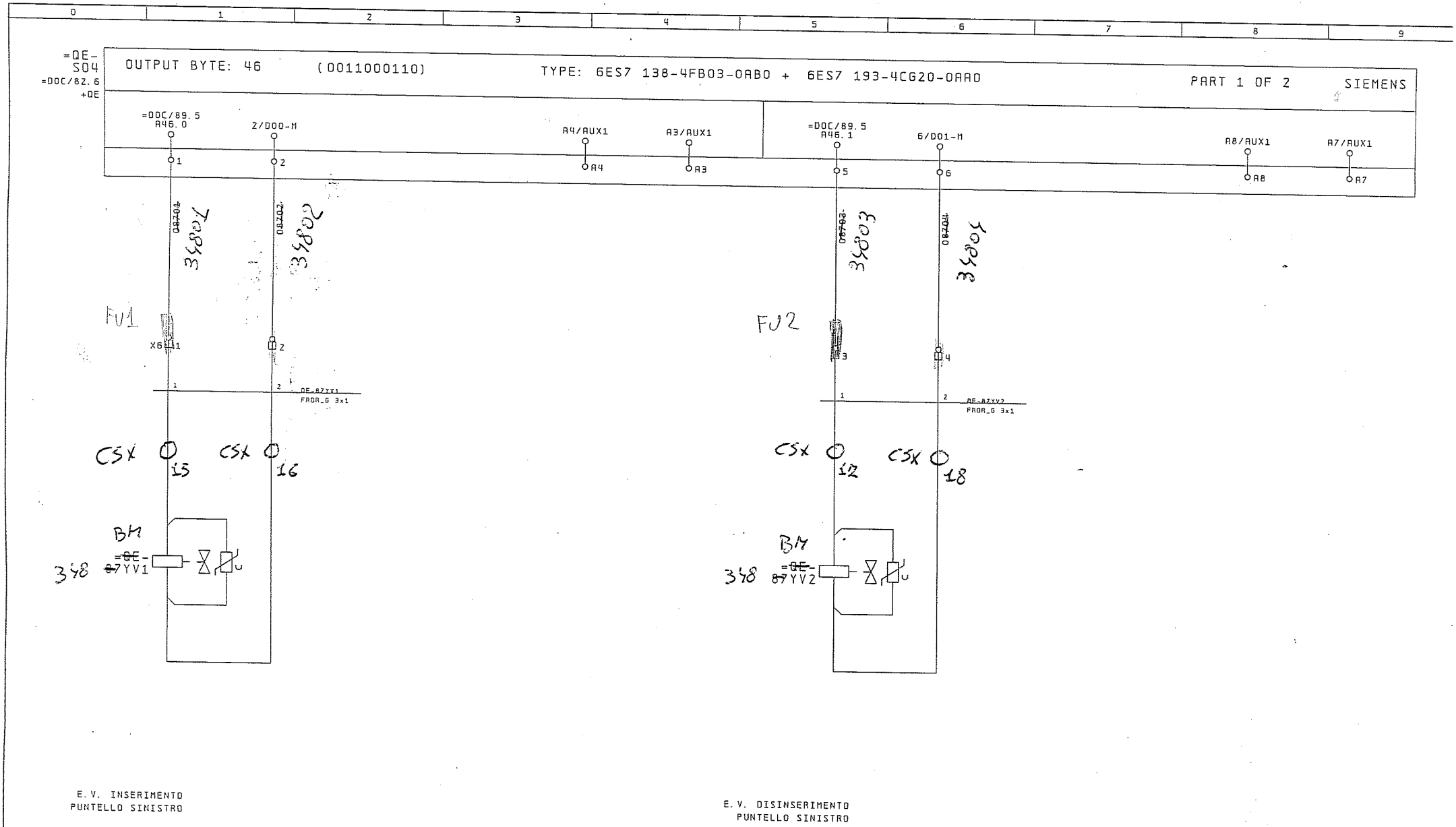

E.V. INSERIMENTO
PUNTELLO SINISTRO

E.V. DISINSERIMENTO
PUNTELLO SINISTRO

86

Pag 348

			Data		2012_0848	PLC/ MODULO USCITE SAFETY	=QE
			Diseg.	MDM	PRESSA GALDABINI	S01 AB46 BIT 0...1	+
			Plot.	13. Gen. 2013			
Modifiche	Data	Nome	Norm.				Pag. 87

=QE-
S04
=DOC/82.6
+OE

OUTPUT BYTE: 46 (0011000110) TYPE: 6ES7 138-4FB03-0AB0 + 6ES7 193-4CG20-0AA0 PART 2 OF 2 SIEMENS

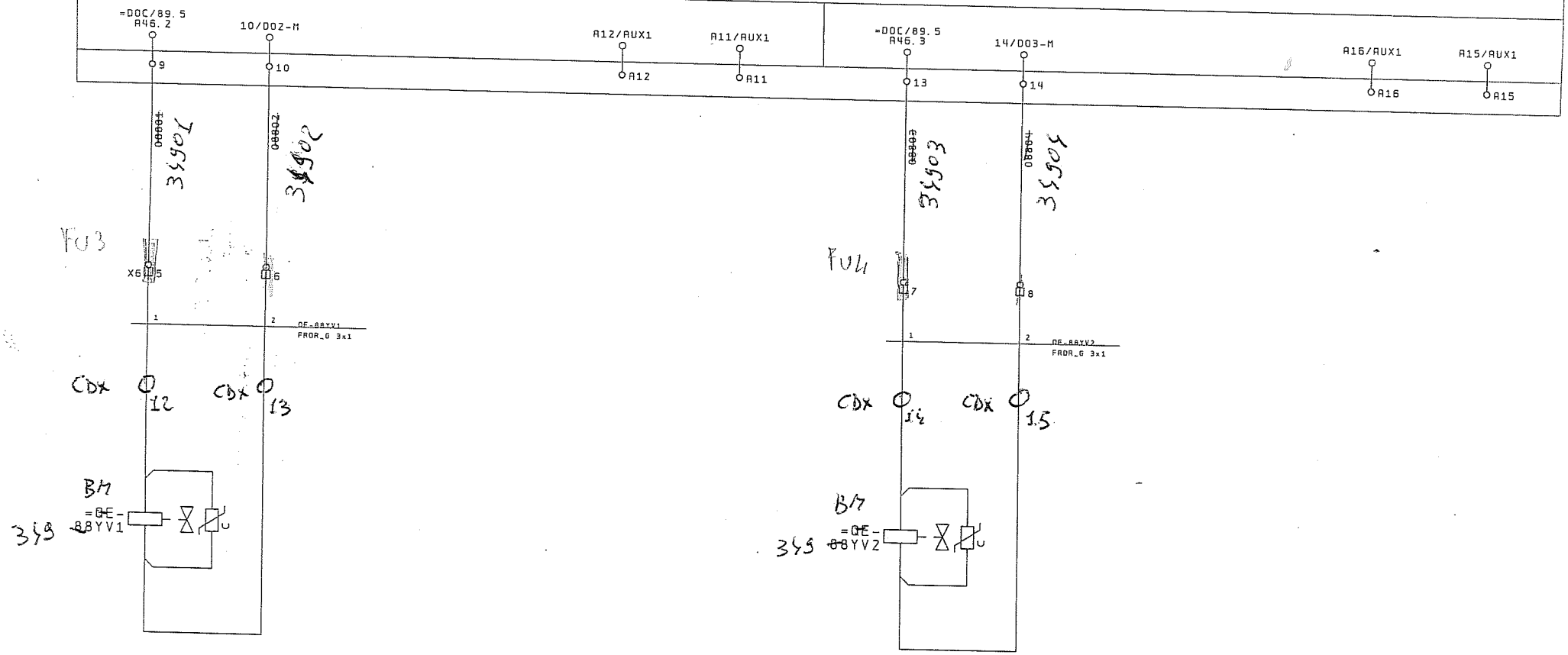

E. V. INSERIMENTO
PUNTELLO DESTRO

E. V. DISINSERIMENTO
PUNTELLO DESTRO

87

Pag 349

			Data		2012_0848	PLC/ MODULO USCITE SAFETY	=PU/
			Diseg.	MDM	PRESSA GALDABINI	SO1 AB46 BIT 2...3	=QE
			Plot.	13. Gen. 2013			+
Modifiche	Data	Nome	Norm.				Pag 8

CASSETTA LATO DX

vena	num.	colore	colore	colore	colore	colore	colore	colore	colore	colore	colore	colore	colore	colore	colore	colore	colore	colore	colore	colore	colore	colore	colore	colore	colore
1	30004																								
2	30002	M		M																					
3	30002		M																						
4	32104	B																							
5	32401		B																						
6	32403			B																					
7	34107				GV																				
8	34108				G																				
9	34207				M																				
10	34208				N																				
11																									
12	34901					M																			
13	34902					B																			
14	34903						M																		
15	34904						B																		
16																									
17	00305							B																	
18	30602							M																	
19																									
20																									
21																									
22																									
23																									
pe																									

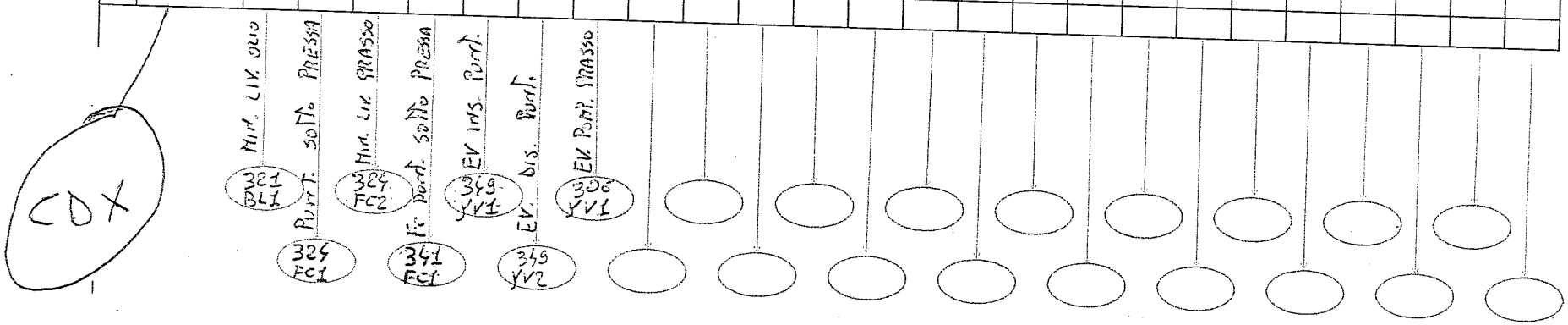

CASSETTA LATO SX
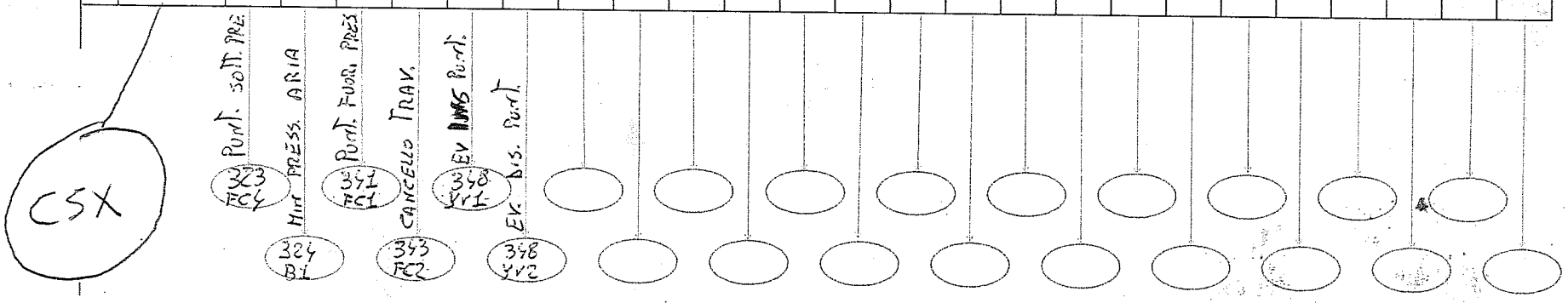
vena	num.	colore	colore	colore	colore	colore	colore	colore	colore	colore	colore	colore	colore	colore	colore	colore	colore	colore	colore	colore	colore	colore	colore	colore	colore
1	30004																								
2	30002	M																							
3	30002		M																						
4	32304	B																							
5	32404		B																						
6	34103			GV																					
7	34104			G																					
8	34203			M																					
9	34204			N																					
10	34306				GV																				
11	34307				G																				
12	34406				M																				
13	34407				N																				
14																									
15	34801					M																			
16	34802					B																			
17	34803						M																		
18	34804						B																		
19																									
20																									
21																									
22																									
23																									
pe